



# Triolet Mulllos


*Mengdoseerwagen*

*Futter-. Misch- und Verteilwagen*

*Feeder Mixer*

*Mélangeuse - distributrice*

**Solomix-2 1200/1500/1800 ZK**



93002W

**Onderdelenlijst / Ersatzteilliste / Spare parts list**  
**Liste de Pièces de Rechange**

**Bestelnummer / Bestellnummer / Ordernummer / Numér de commande 92201/2**  
**Geldig vanaf productieserie nr. / Gültig ab / Valid from Prod. Series No.: 01**  
**A partir du Série de production No.: 01**

## INHOUDSOPGAVE

---

Afb.	1	Stickers
	2	Dissel
	3A	Wielas ongeremd 1200
	3B	Wielas ongeremd 1500
	3C	Wielas ongeremd 1800
	4A	Wielas met hydraulisch remsysteem 1200
	4B	Wielas met hydraulisch remsysteem 1500
	4C	Wielas met hydraulisch remsysteem 1800
	5A	Frame
	5B	Standmelder doseerschuij
	6A	Aandrijving en mengvijzel 1200/1500
	6B	Aandrijving en mengvijzel 1800
	6C	Vijzelmessen
	7	Doseerklep cilinder
	8	ZK, mechanische bediening
	9	ZK, elektrische bediening
	10A	ZK, slangenschema directe aansluiting
	10B	ZK, slangenschema mechanische bediening
	10C	ZK, slangenschema elektrische bediening
	11	Elektronisch weegstelsel
	12	Vertragingskast
	13	Hydraulische bediening contrames
	14	Hydraulische bediening steunpoot
	15	Steunpoot met sensor en accu
	16	Pneumatisch remsysteem
	17A	Opvoerketting serie 02
	17B	Opvoerketting, frame  → serie 03
	17C	Opvoerketting, aandrijving  → serie 03
	17D	Hydraulisch schema opvoerketting

Afb.	18A	Magneet met verlengingsklep opvoerketting →  serie 02
	18B	Magneet met verlengingsklep opvoerketting  → serie 03
	18C	Magneet ZK machines
	19A	Aftakas 1200/1500
	19B	Aftakas 1800

## INHALTVERZEICHNIS

---

Abb. 1	Aufkleber
2	Deichsel
3A	Radachse ohne Bremse 1200
3B	Radachse ohne Bremse 1500
3C	Radachse ohne Bremse 1800
4A	Radachse mit hydraulischer Bremse 1200
4B	Radachse mit hydraulischer Bremse 1500
4C	Radachse mit hydraulischer Bremse 1800
5A	Rahmen
5B	Dosierschieber Anzeiger
6A	Schnecke und Antrieb 1200/1500
6B	Schnecke und Antrieb 1800
6C	Schneckenmesser
7	Auswurfschieber Zylinder
8	ZK, mechanische Fernbedienung
9	ZK, elektrische Bedienung
10A	ZK, Hydraulik Plan Direkt Anschluß
10B	ZK, Hydraulik Plan mechanische Fernbedienung
10C	ZK, Hydraulik Plan elektrische Bedienung
11	Elektronische Waage
12	Reduziergetriebe
13	Hydraulische Fernbedienung Gegenschneider
14	Hydraulische Fernbedienung Stützfuß
15	Stützfuß mit Wiegestab und Batterie
16	Druckluftbremse
17A	Schrägförderkette Serie 02
17B	Schrägförderkette, Rahmen  → Serie 03
17C	Schrägförderkette, Antriebsatz  → Serie 03
17D	Hydraulikplan Schrägförderkette

---

Abb. 18A	Magnet mit Verlängerung Klappe für Schrägförderkette →  Serie 02
18B	Magnet mit Verlängerung Klappe für Schrägförderkette  → Serie 03
18C	Magnet ZK machines
19A	Gelenkwelle 1200/1500
19B	Gelenkwelle 1800

## CONTENTS

---

Pict.	1	Decals
	2	Drawbar
	3A	Unbraked wheelaxle 1200
	3B	Unbraked wheelaxle 1500
	3C	Unbraked wheelaxle 1800
	4A	Wheelaxle with hydraulic brakes 1200
	4B	Wheelaxle with hydraulic brakes 1500
	4C	Wheelaxle with hydraulic brakes 1800
	5A	Frame
	5B	Slide position indicator
	6A	Auger and drive system 1200/1500
	6B	Auger and drive system 1800
	6C	Augerknives
	7	Slide cilinder
	8	ZK, mechanical remote control
	9	ZK, electrical remote control
	10A	ZK, hydraulics direct connection
	10B	ZK, hydraulics mechanical remote control
	10C	ZK, hydraulics electrical remote control
	11	Electronic weighing system
	12	Reduction gearbox
	13	Hydraulic control counter knife
	14	Hydraulic support
	15	Hydraulic support with weighing sensor
	16	Air brake system
	17A	Extension chain serie 02
	17B	Extension chain, frame  → serie 03
	17C	Extension chain, drive set  → serie 03
	17D	Hydraulics side conveyor chain

Pict.	18A	Magnet with deflector for chain extension →  serie 02
	18B	Magnet with deflector for chain extension  → serie 03
	18C	Magnet side conveyor
	19A	PTO shaft 1200/1500
	19B	PTO shaft 1800

## TABLE DES MATIÈRES

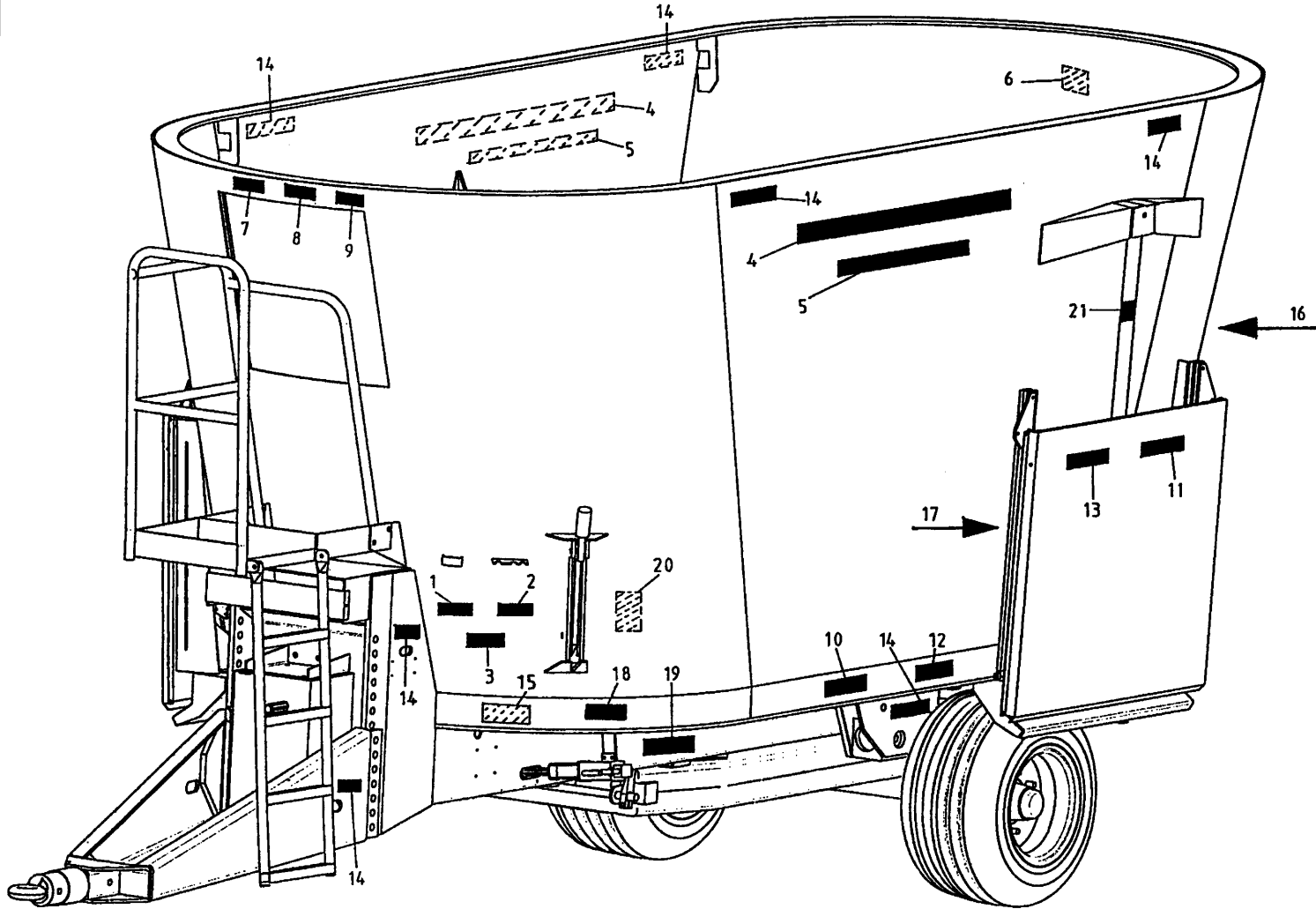
---

Illst.	1	Autocollants
	2	Timon
	3A	Essieu sans freins 1200
	3B	Essieu sans freins 1500
	3C	Essieu sans freins 1800
	4A	Essieu avec freinage hydraulique 1200
	4B	Essieu avec freinage hydraulique 1500
	4C	Essieu avec freinage hydraulique 1800
	5A	Châssis
	5B	Indicateur de la trappe de dosage
	6A	Vis et système d'entraînement 1200/1500
	6B	Vis et système d'entraînement 1800
	6C	Couteaux
	7	Porte de dosage: cylindre hydraulique
	8	ZK, commande mécanique
	9	ZK, commande électrique
	10A	ZK, connection directe: système hydraulique
	10B	ZK, commande mécanique: système hydraulique
	10C	ZK, commande électrique: système hydraulique
	11	Pesée électrique
	12	Boîte réductrice
	13	Contre couteaux: commande hydraulique
	14	Béguille: commande hydraulique
	15	Béguille hydraulique avec pesage électronique
	16	Freinage pneumatique
	17A	Chaîne latéral série 02
	17B	Chaîne latéral, châssis  → série 03
	17C	Chaîne latéral, jeu d'entraînement  → série 03
	17D	Système hydraulique de chaîne latéral

Illst.	18A	Bande magnétique chaîne latéral →  série 02
	18B	Bande magnétique chaîne latéral  → série 03
	18C	Bande magnétique trappe latéral
	19A	Arbre de prise de force 1200/1500
	19B	Arbre de prise de force 1800

**92201/2**

Afbeelding 1 : Stickers  
 Abbildung 1 : Aufkleber  
 Picture 1 : Decals  
 Illustration 1 : Autocollants

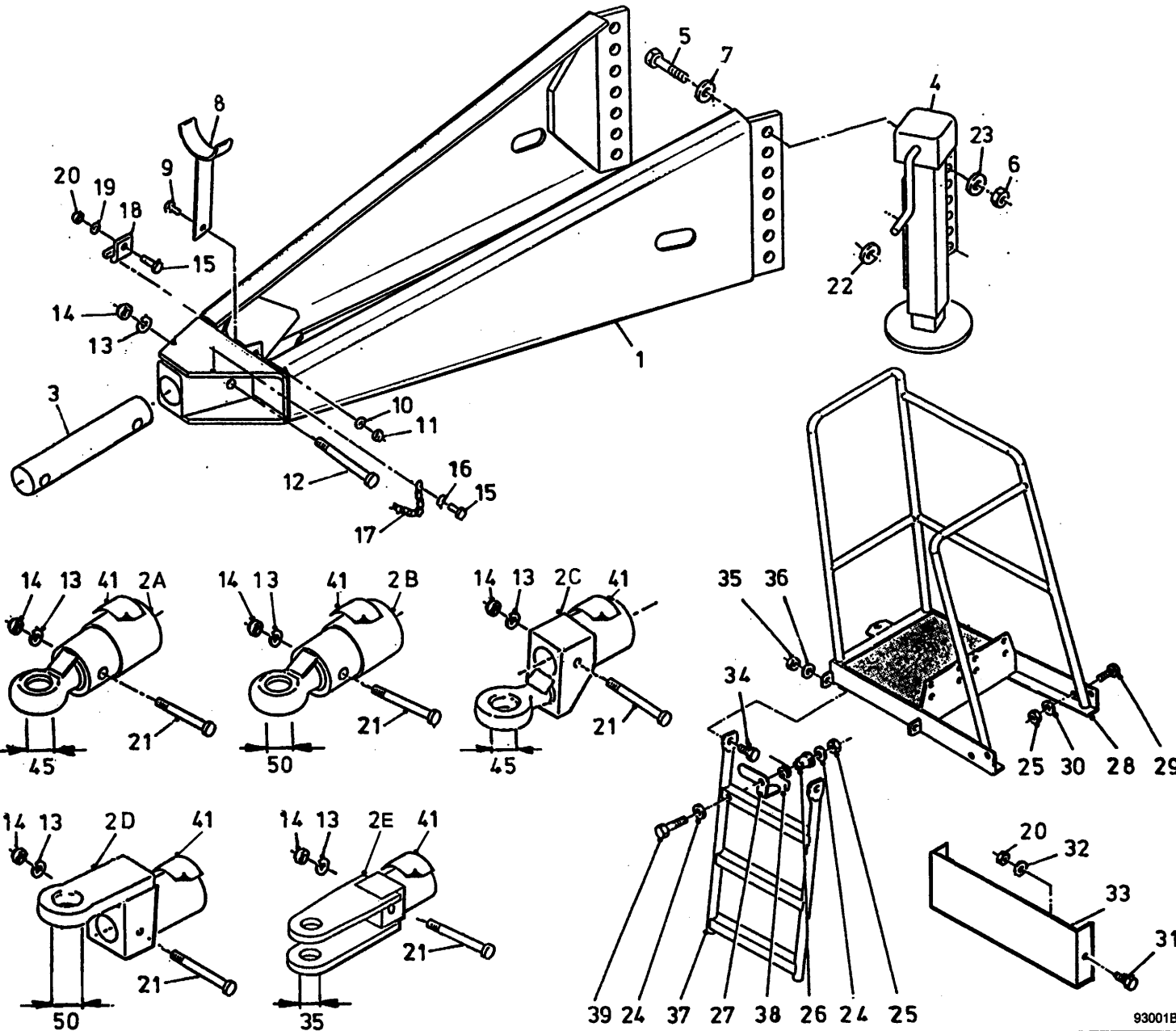


Bestelnummer  
 Bestellnummer  
 Ordernummer  
 Num. a commander

1	91160	1	
2	91159	1	
3	91243	1	
4	91304	2	
5A	91341	2	1200
5B	91332	2	1500
5C	91314	2	1800
6	91241	1	
7	91245	1	
8	91240	1	
9	91242	1	
10	91228	2	
11	91211	2	
12A	91330	2	6.0 bar (235/75 R17.5)
12B	91324	2	8.0 bar (445/45 R19.5)
13	91327	2	
14	91183	10	
15	91118	1	
16A	91331	1	8 kmh
16B	91130	1	25 kmh
17	91143	2	
18	91335	1	
19	91333	4	
20	91340	1	
21	91182	1	

**92201/2**

Afbeelding 2 : Dissel  
 Abbildung 2 : Deichsel  
 Picture 2 : Drawbar  
 Illustration 2 : Timon

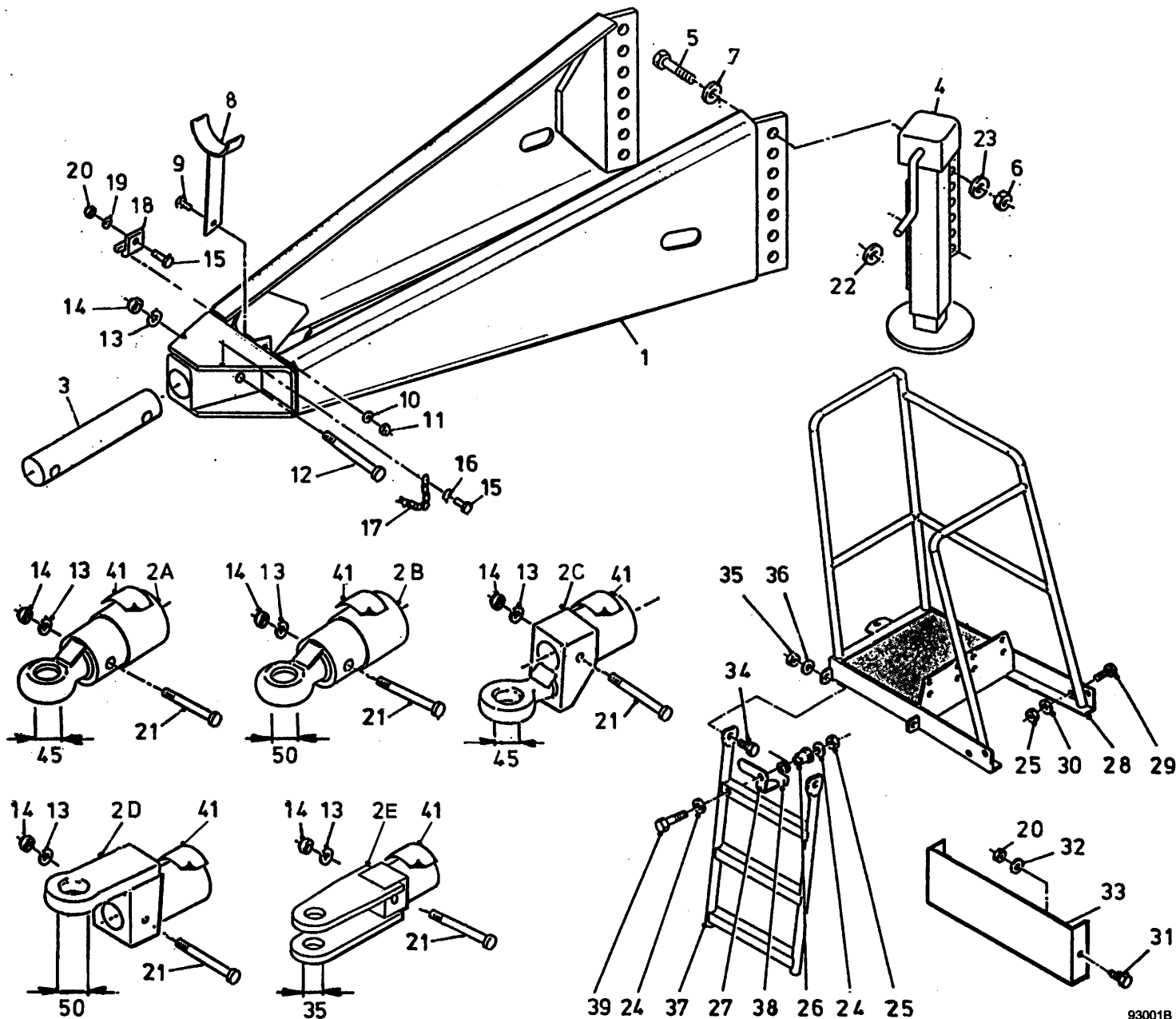


Bestelnummer  
 Bestellnummer  
 Ordernummer  
 Num. a commander

1	12783	1
2A	12229	1 Ø45
2B	12560	1 Ø50
2C	12230	1 Ø45
2D	12612	1 Ø50
2E	12785	1 Ø35
3	31746	1 Ø63,5
4A	11946	1 1500 2 St.
4B	13544	1 1200/1500/1800 3 St.
5	82409	5 M24 x 90 8.8
6	86124	5 M24
7	85124	5 M24
8	11709	1
9	81026	1 M10 x 25
10	85110	1 M10
11	86210	1 M10
12	82013	1 M20 x 130 12.9
13	85020	2 M20
14	86220	2 M20
15	80831	2 M8 x 30
16	85109	1 M8
17	39136	1
18	24528	1
19	85109	1 M8
20	86208	4 M8
21	82014	1 M20 x 140 12.9
22	31627	1
23	85024	5 M24
24	85108	2 M8
25	86208	1 M8
26	32064	1
27	28064	1
28	12556	1
29	81641	4 M16 x 40
30	85116	4 M16
31	80821	2 M8 x 20
32	85108	2 M8
33	27997	1
34	81236	2 M12 x 35
35	86212	2 M12

**92201/2**

Afbeelding 2 : Dissel  
 Abbildung 2 : Deichsel  
 Picture 2 : Drawbar  
 Illustration 2 : Timon



93001B

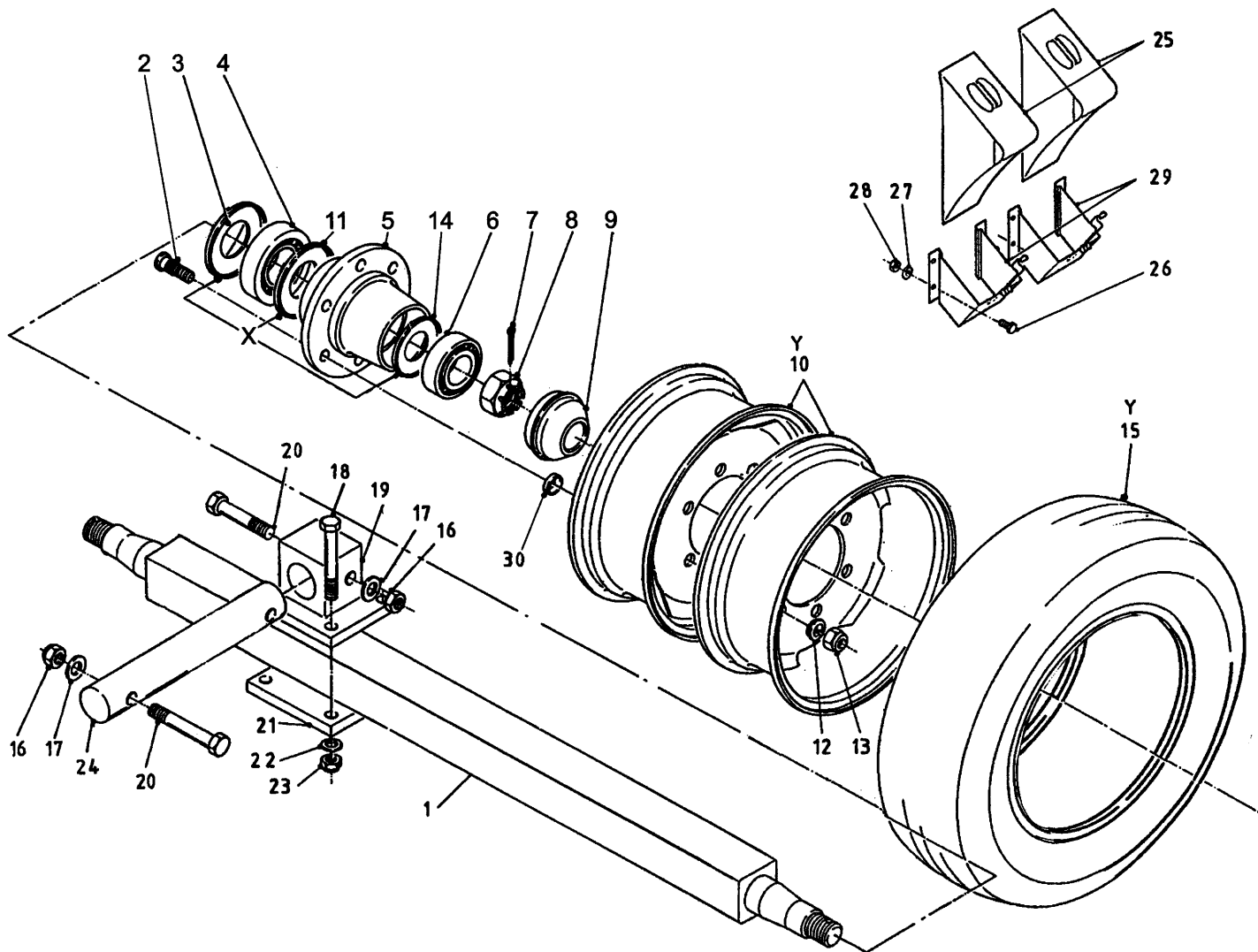
Bestelnummer  
 Bestellnummer  
 Ordernummer  
 Num. a commander

36	85112	2	M12
37A	12557	1	1200
37B	12777	1	1500/1800
38	65088	1	
39	80846	1	M8 x 45
40	86216	4	M16
41	91216	1	



**92201/2**

Afbeelding 3A : Wielas ongeremd 1200  
 Abbildung 3A : Radachse ohne Bremse 1200  
 Picture 3A : Unbraked wheelaxle 1200  
 Illustration 3A : Essieu sans freins 1200

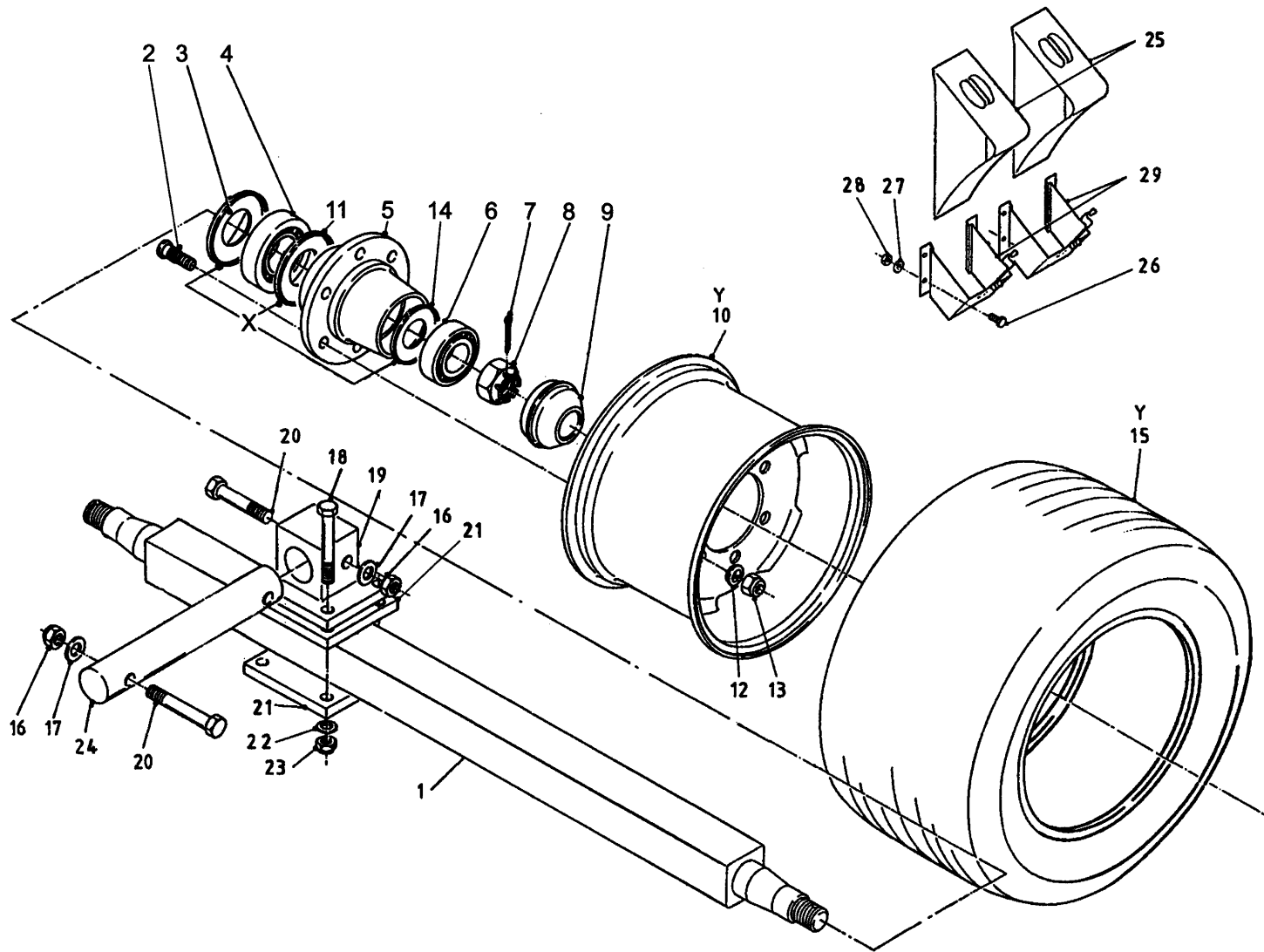


Bestelnummer  
 Bestellnummer  
 Ordernummer  
 Num. a commander

1	94324	1	80 x 80 L=1300
2	84939	12	M18 x 1.5 L=60/65
3	94279	2	
4	70132	2	32215
5	94209	2	L=176
6	70131	2	32212
7	90522	2	
8	90697	2	
9	90505	2	
10	94255	4	6.75 x 17.5
11	94280	2	
12	90521	12	
13	90519	12	M18 x 1.5 H=18
14	94281	2	
15	94254	4	235/75 R17.5 (130/128M)
16	86220	4	M20
17	85120	4	M20
18	81616	8	M16 x 160 10.9
19	11945	2	
20	82013	4	M20 x 130 12.9
21	25221	2	
22	85116	8	M16
23	86516	8	M16
24	31746	2	Ø63.5
25	90402	2	
26	80821	8	M8 x 20
27	85108	16	M8
28	86208	8	M8
29	90403	2	
30	90520	12	
X	05515	2	
Y	94253	4	235/75 R17.5 (130/128M)

**92201/2**

Afbeelding 3B : Wielas ongeremd 1500  
 Abbildung 3B : Radachse ohne Bremse 1500  
 Picture 3B : Unbraked wheelaxle 1500  
 Illustration 3B : Essieu sans freins 1500

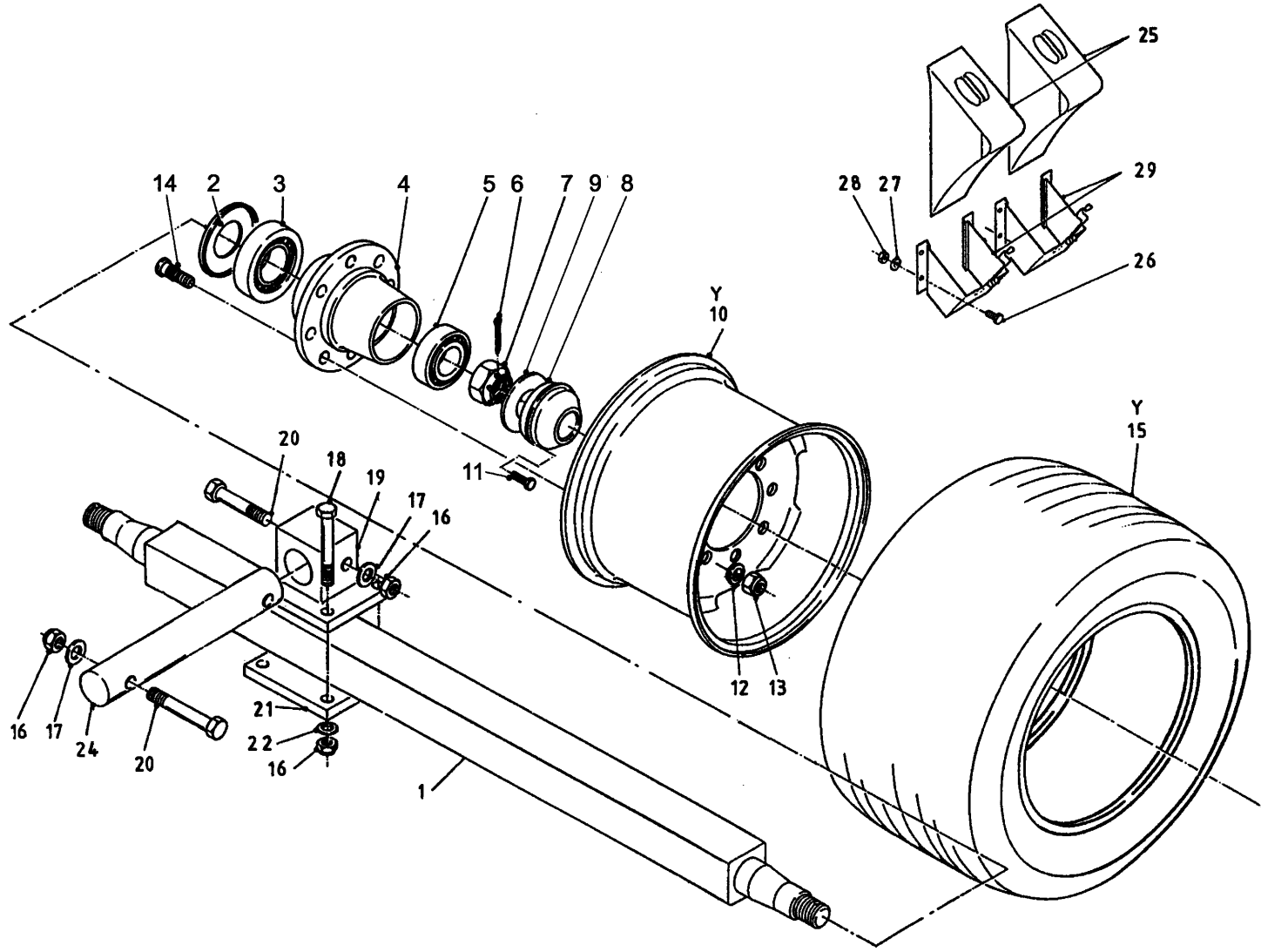


Bestelnummer  
 Bestellnummer  
 Ordernummer  
 Num. a commander

1	90655	1	80 x 80 L=1500
2	84939	12	M18 x 1.5 L=60/65
3	94279	2	
4	70132	2	32215
5	94209	2	L=176
6	70131	2	32212
7	90522	2	
8	90697	2	
9	90505	2	
10	90947	2	13 x 19.5 6G/6S
11	94280	2	
12	90521	12	
13	90519	12	M18 x 1.5 H=18
14	94281	2	
15	90907	2	445/45 R19.5
16	86220	4	M20
17	85120	4	M20
18	81616	8	M16 x 160 10.9
19	11945	2	
20	82013	4	M20 x 130 12.9
21	25221	4	
22	85116	8	M16
23	86516	8	M16
24	31746	2	Ø63.5
25	90402	2	
26	80821	8	M8 x 20
27	85108	16	M8
28	86208	8	M8
29	90403	2	
X	05515	2	
Y	90946	2	445/45 R19.5 6G/6S

**92201/2**

Afbeelding 3C : Wielas ongeremd 1800  
 Abbildung 3C : Radachse ohne Bremse 1800  
 Picture 3C : Unbraked wheelaxle 1800  
 Illustration 3C : Essieu sans freins 1800

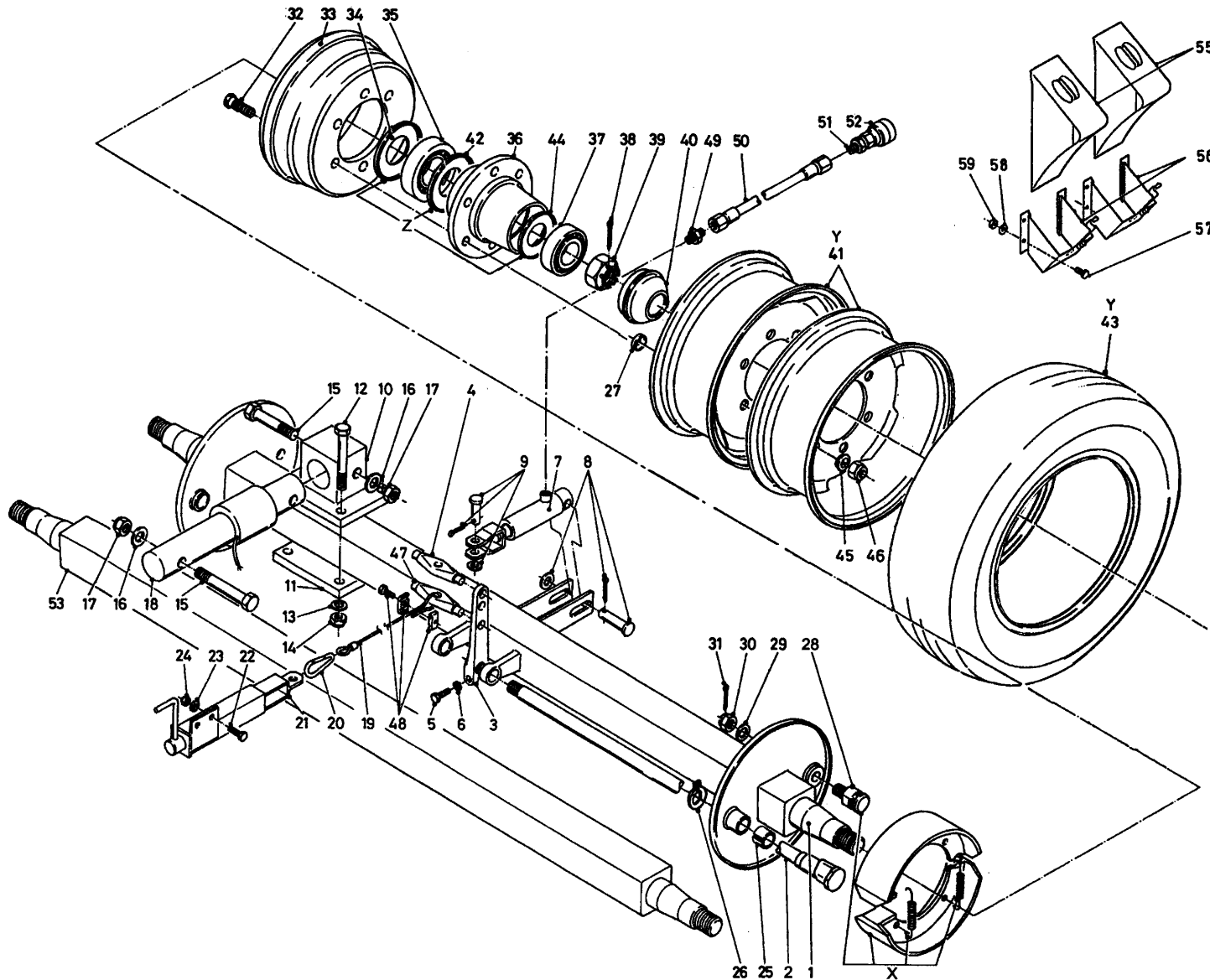


Bestelnummer  
 Bestellnummer  
 Ordernumber  
 Num. a commander

1	94307	1	90 x 90 L=1700
2	90694	2	
3	70142	2	32217
4	90693	2	
5	70141	2	32214
6	90522	2	
7	90697	2	
8	90691	2	
9	90698	2	
10	90906	2	13 x 19.5 8G/8S
11	80812	12	M8 x 12
12	90723	16	
13	86933	16	M20 x 1,5 H=20
14	84941	16	M20 x 1,5 L=59/65
15	90907	2	445/45 R19.5
16	86220	12	M20
17	85120	4	M20
18	84489	8	M20 x 180 12.9
19	12320	2	
20	82013	4	M20 x 130 12.9
21	26643	2	
22	85020	8	M20
24	31963	2	Ø63.5
25	90402	2	
26	80821	8	M8 x 20
27	85108	16	M8
28	86208	8	M8
29	90403	2	
Y	90905	2	445/45 R19.5 8G/8S

**92201/2**

Afbeelding 4A : Wielas met hydraulisch remsysteem 1200  
 Abbildung 4A : Radachse mit hydraulischer Bremse 1200  
 Picture 4A : Wheelaxle with hydraulic brakes 1200  
 Illustration 4A : Essieu avec freinage hydraulique 1200



93011C

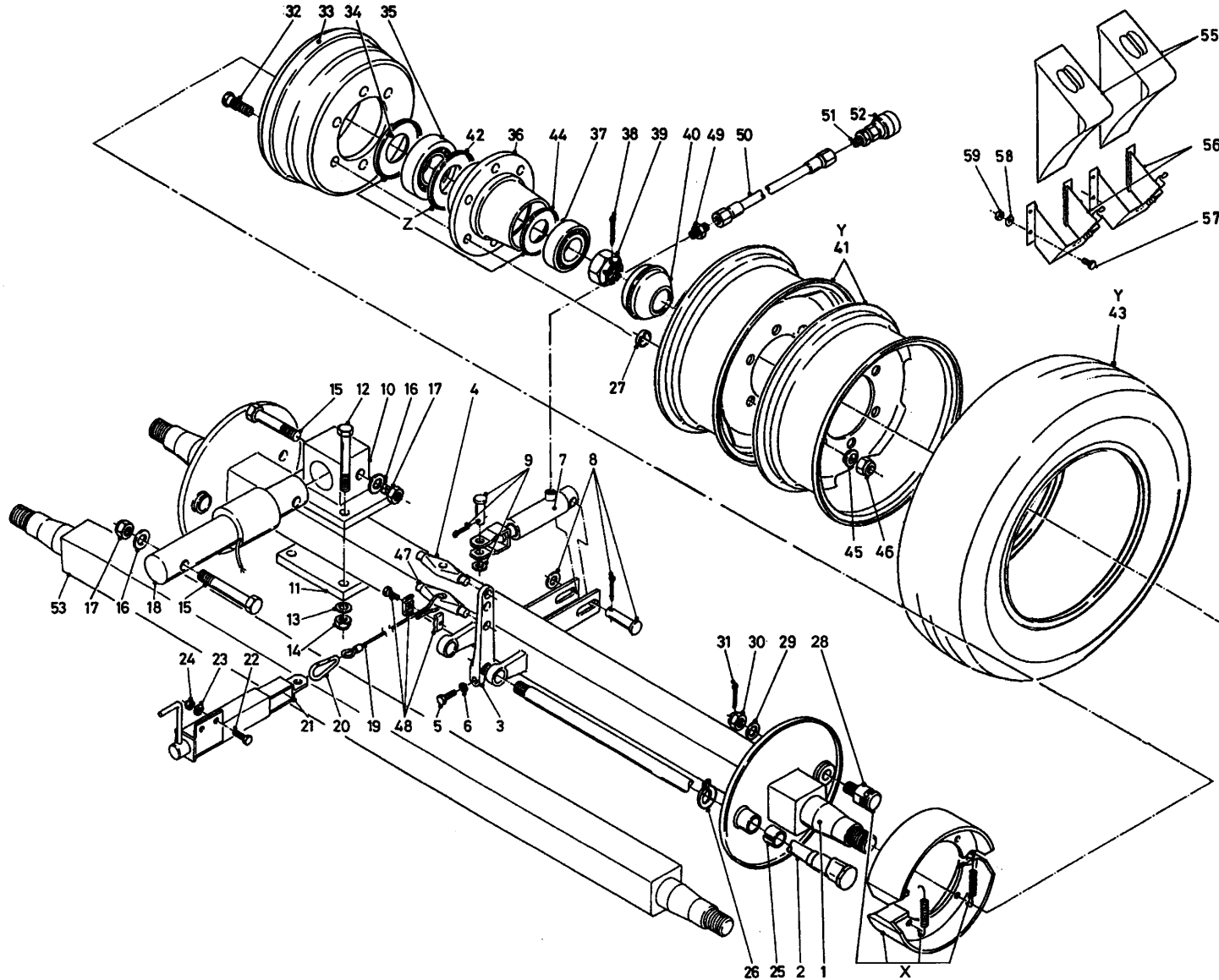
Bestelnummer  
 Bestellnummer  
 Ordernummer  
 Num. a commander

1	94309	1	80 x 80 L=1300
2	94327	2	300x90 IC
3	90507	2	
4	90506	1	
5	81060	2	M10 x 60
6	86110	2	M10
7	51110	1	
8	90514	1	
9	90515	1	
10	11945	2	
11	25221	2	
12	81616	8	M16 x 160 10.9
13	85016	8	M16
14	86516	8	M16
15	82013	4	M20 x 130 12.9
16	85020	4	M20
17	86220	4	M20
18	31746	2	Ø63.5
19	79081	1	L=1800
20	39139	1	
21	11997	1	
22	81031	2	M10 x 30
23	85110	2	M10
24	86210	2	M10
25	94285	2	
26	94286	2	
27	90520	12	
28	94293	2	300x90 IC
29	90523	2	
30	90511	2	
31	90524	2	
32	84938	12	M18 x 1.5 L=75/81
33	90502	2	300x90
34	90503	2	
35	70132	2	32215
36	94209	2	L=176
37	70131	2	32212
38	90522	2	
39	90504	2	
40	90505	2	

93011CL1

**92201/2**

Afbeelding 4A : Wielas met hydraulisch remsysteem 1200  
 Abildung 4A : Radachse mit hydraulischer Bremse 1200  
 Picture 4A : Wheelaxle with hydraulic brakes 1200  
 Illustration 4A : Essieu avec freinage hydraulique 1200

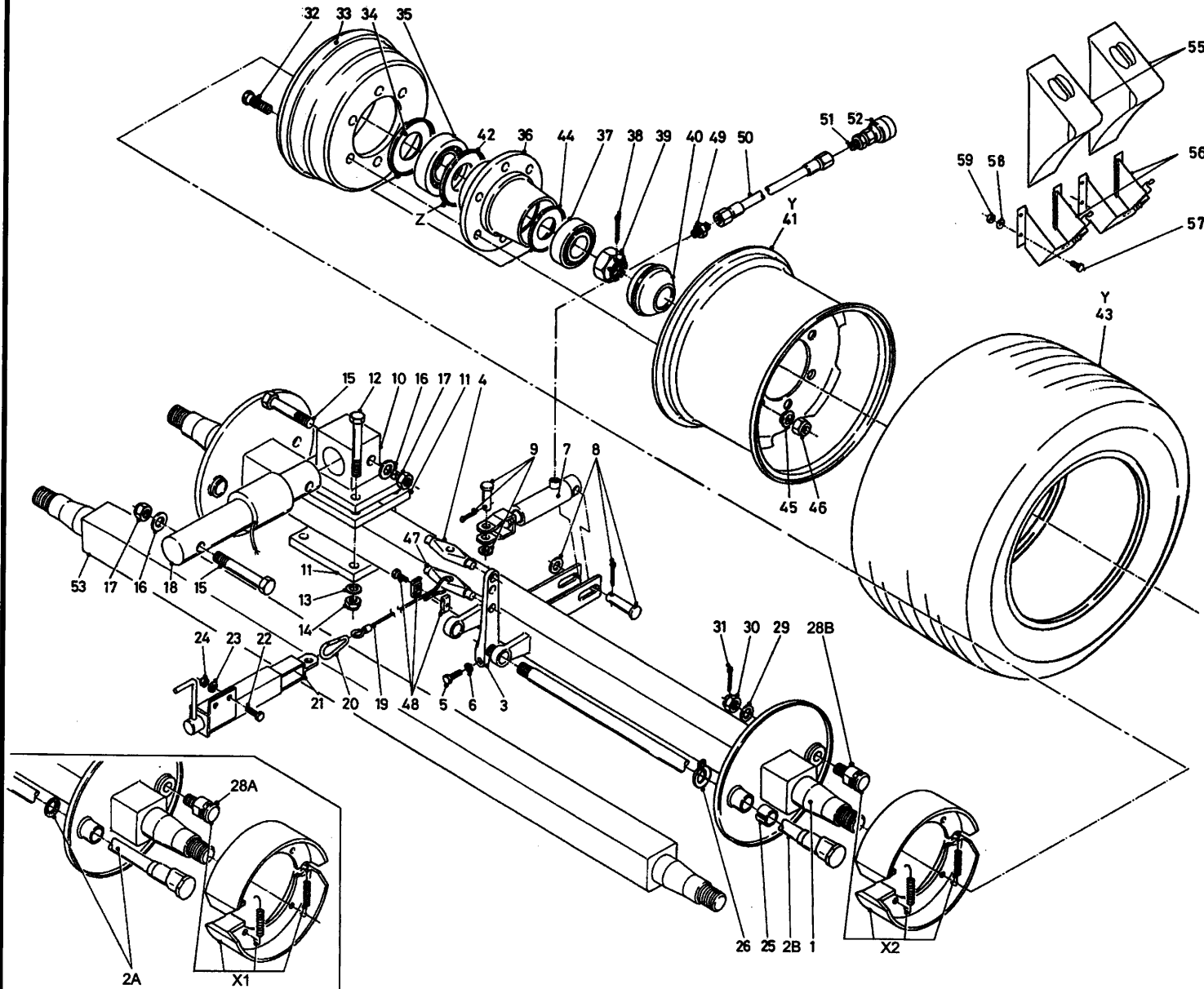


Bestelnummer  
 Bestellnummer  
 Ordernummer  
 Num. a commander

41	94255	4	6.75 x 17.5
42	94280	2	
43	94254	4	235/75 R17.5 (130/128M)
44	94281	2	
45	90521	12	
46	90519	12	M18 x 1.5 H=18
47	31747	1	
48	90430	1	
49	X50124	1	
50	W50974	1	1/4" 5800 RR
51	X50114	1	
52	53327	1	
53	94323	1	L=1300
55	90402	2	
56	90403	2	
57	80821	8	M8 x 20
58	85108	16	M8
59	86208	8	M8
X	05512	2	300x90 IC
Y	94253	4	235/75 R17.5 (130/128M)
Z	05515	2	

**92201/2**

Afbeelding 4B : Wielas met hydraulisch remsysteem 1500  
 Abbildung 4B : Radachse mit hydraulischer Bremse 1500  
 Picture 4B : Wheelaxle with hydraulic brakes 1500  
 Illustration 4B : Essieu avec freinage hydraulique 1500

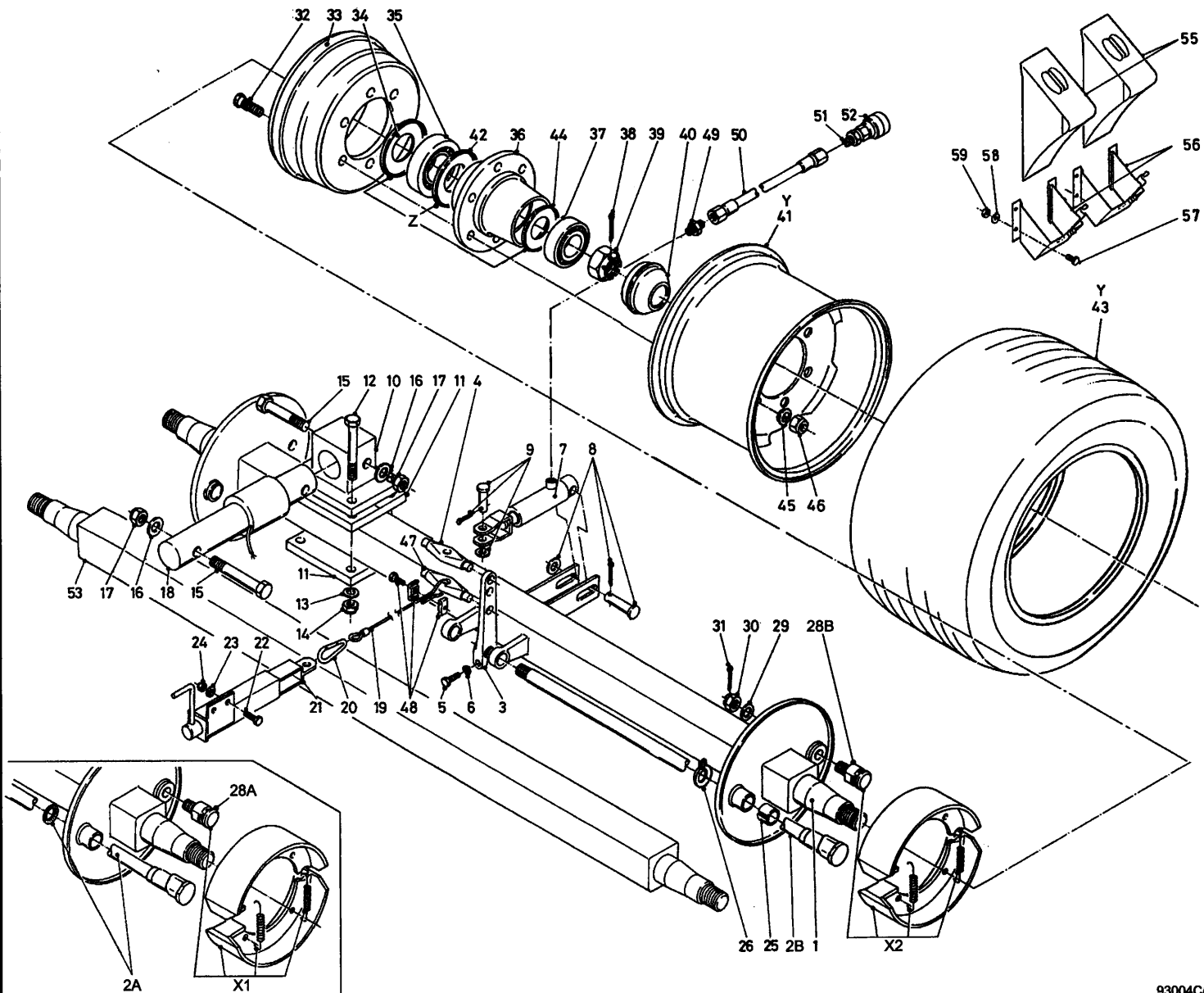


Bestelnummer  
 Bestellnummer  
 Ordernummer  
 Num. a commander

1	90480	1	80 x 80 L=1500
2A	90508	2	300x90 IA
2B	94301	2	300x90 IC
3	90507	2	
4	90506	1	
5	81060	2	M10 x 60
6	86110	2	M10
7	51110	1	
8	90514	1	
9	90515	1	
10	11945	2	
11	25221	4	
12	81616	8	M16 x 160 10.9
13	85016	8	M16
14	86516	8	M16
15	82013	4	M20 x 130 12.9
16	85020	4	M20
17	86220	4	M20
18	31746	2	Ø63.5
19	79081	1	L=1800
20	39139	1	
21	11997	1	
22	81031	2	M10 x 30
23	85110	2	M10
24	86210	2	M10
25	94285	2	
26	94286	2	
28A	90510	2	300x90 IA
28B	94293	2	300x90 IC
29	90523	2	
30	90511	2	
31	90524	2	
32	84938	12	M18 x 1.5 L=75/81
33	90502	2	
34	90503	2	
35	70132	2	32215
36	94209	2	L=176
37	70131	2	32212
38	90522	2	
39	90504	2	

**92201/2**

Afbeelding 4B : Wielas met hydraulisch remsysteem 1500  
 Abbildung 4B : Radachse mit hydraulischer Bremse 1500  
 Picture 4B : Wheelaxle with hydraulic brakes 1500  
 Illustration 4B : Essieu avec freinage hydraulique 1500

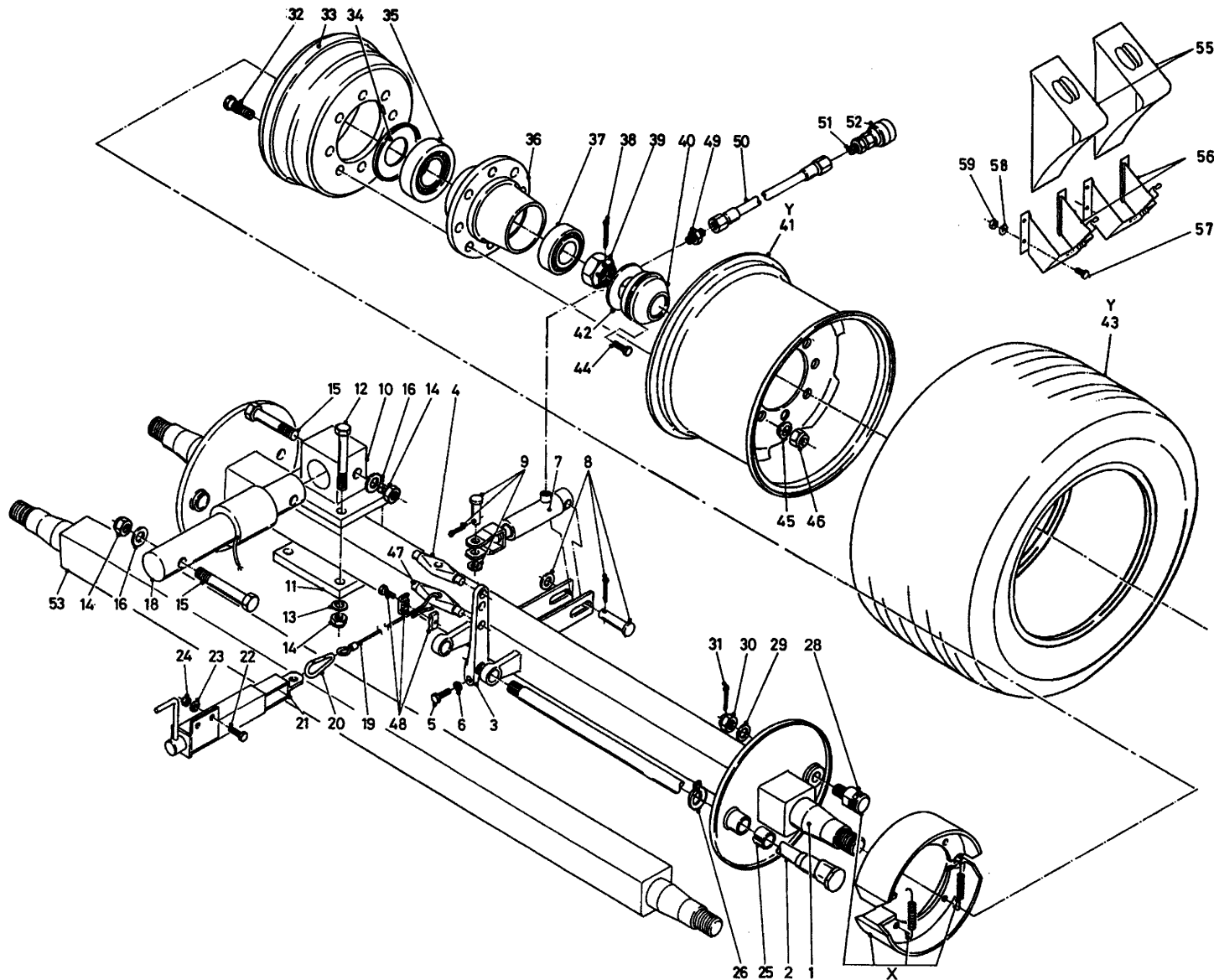


Bestelnummer  
 Bestellnummer  
 Ordernumber  
 Num. a commander

40	90505	2	
41	90947	2	13 x 19.5 6G/6S
42	94280	2	
43	90907	2	445/45 R19.5
44	94281	2	
45	90521	12	
46	90519	12	M18 x 1.5 H=18
47	31747	1	
48	90430	1	
49	X50124	1	
50	W50920	1	1/4" 6500 RR
51	X50114	1	
52	53327	1	
53	90525	1	L=1500
55	90402	2	
56	90403	2	
57	80821	16	M8 x 20
58	85108	8	M8
59	86208	8	M8
X1	90509	2	300x90 IA
X2	05512	2	300x90 IC
Y	90946	2	445/45 R19.5 6G/6S
Z	05515	2	

**92201/2**

Afbeelding 4C : Wielas met hydraulisch remsysteem 1800  
 Abbildung 4C : Radachse mit hydraulischer Bremse 1800  
 Picture 4C : Wheelaxle with hydraulic brakes 1800  
 Illustration 4C : Essieu avec freinage hydraulique 1800



93009C

Bestelnummer  
 Bestellnummer  
 Ordernummer  
 Num. a commander

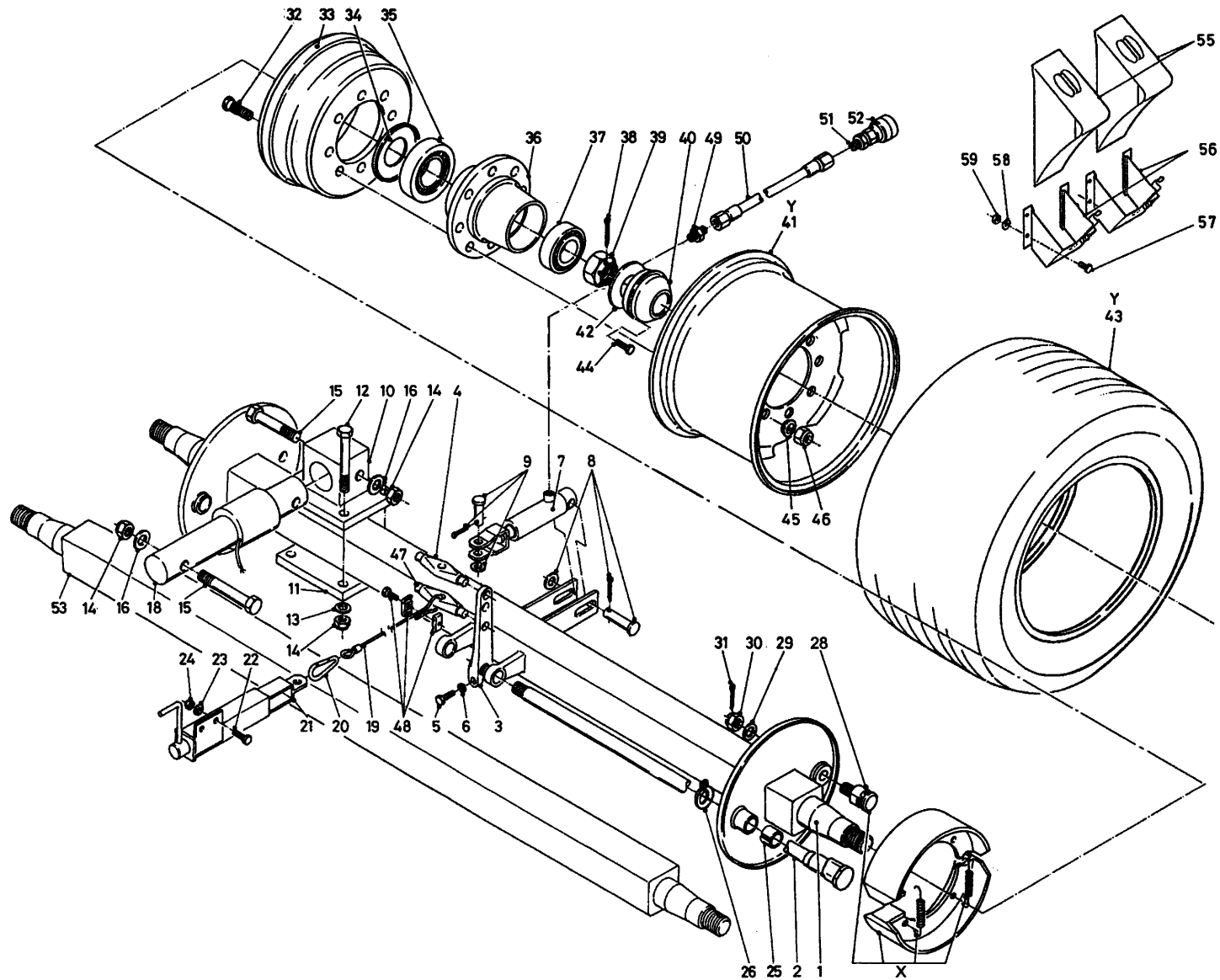
1	94303	1	90 x 90 L=1700
2	94326	2	400x80 (TG)
3	90507	2	
4	90506	1	
5	81060	2	M10 x 60
6	86110	2	M10
7	51110	1	
8	90514	1	
9	90515	1	
10	12320	2	
11	26643	2	
12	84489	8	M20 x 180 12.9
13	85020	8	M20
14	86220	12	M20
15	82013	4	M20 x 130 12.9
16	85020	4	M20
18	31963	2	Ø63.5
19	79081	1	L=1800
20	39139	1	
21	11997	1	
22	81031	2	M10 x 30
23	85110	2	M10
24	86210	2	M10
25	94285	2	
26	94286	2	
28	94294	2	400x80 (TG)
29	90523	2	
30	90511	2	
31	90524	2	
32	84949	16	M20 x 1,5 L=74/80
33	90722	2	400x80
34	90694	2	
35	70142	2	32217
36	90693	2	
37	70141	2	32214
38	90522	2	
39	90697	2	
40	90691	2	
41	90906	2	13 x 19.5 8G/8S
42	90698	2	

93009CL1/1



**92201/2**

Abbildung 4C : Wielas met hydraulisch remsysteem 1800  
 Abbildung 4C : Radachse mit hydraulischer Bremse 1800  
 Picture 4C : Wheelaxle with hydraulic brakes 1800  
 Illustration 4C : Essieu avec freinage hydraulique 1800

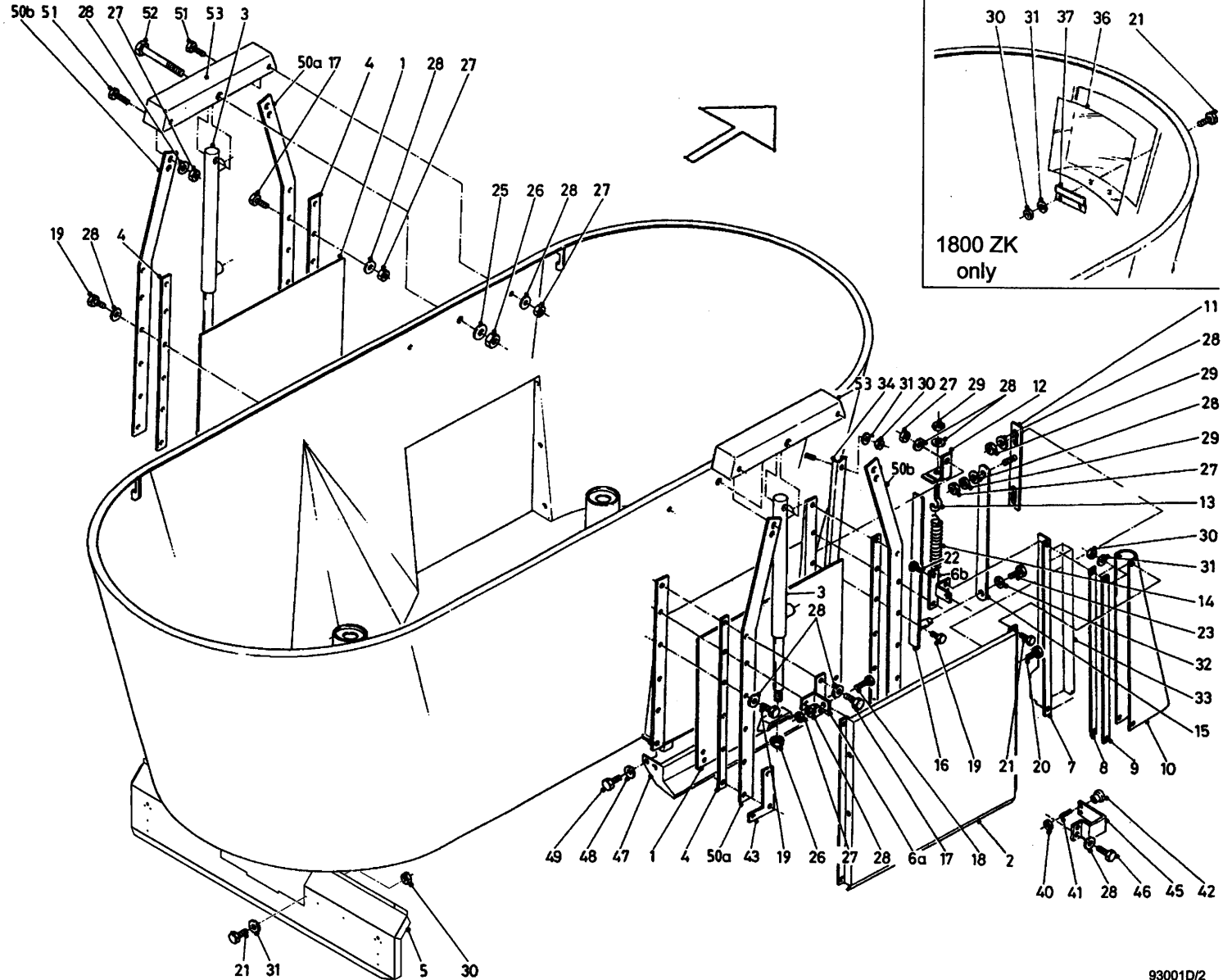


Bestelnummer  
 Bestellnummer  
 Ordernummer  
 Num. a commander

43	90907	2	445/45 R19.5
44	80812	12	M8 x 12
45	90723	16	
46	86933	16	M20 x 1,5 H=20
47	31747	1	
48	90430	1	
49	X50124	1	
50	W50920	1	1/4" 6500 RR
51	X50114	1	
52	53327	1	
53	94308	1	L=1700
55	90402	2	
56	90403	2	
57	80821	8	M8 x 20
58	85108	16	M8
59	86208	8	M8
X	05513	2	400x80 (TG)
Y	90905	2	445/45 R19.5 8G/8S

**92201/2**

Afbeelding 5A : Frame  
 Abbildung 5A : Rahmen  
 Picture 5A : Frame  
 Illustration 5A : Châssis

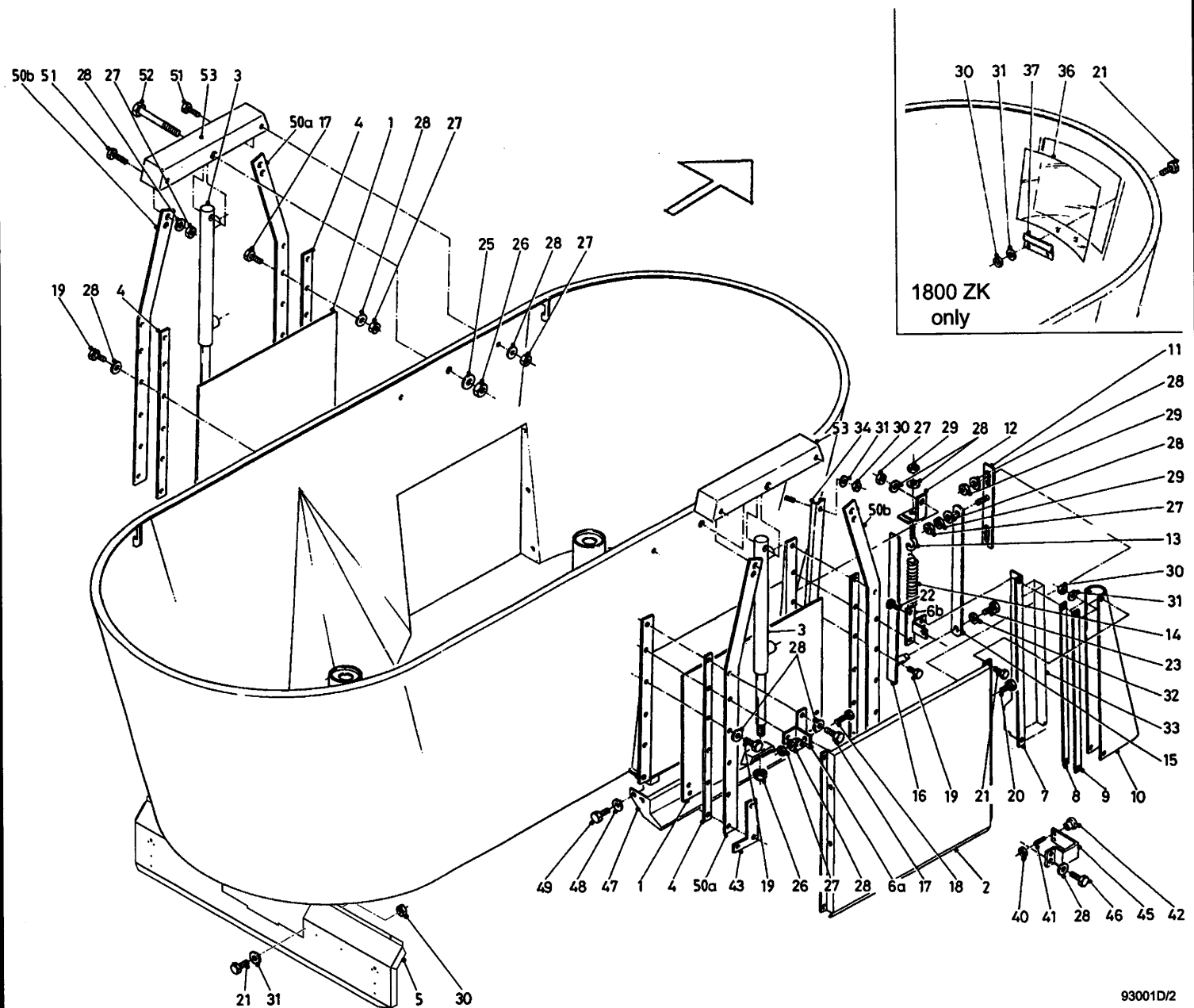


Bestelnummer  
 Bestellnummer  
 Ordernummer  
 Num. a commander

1	12574	2
2	12587	2
3	51114	2
4	26448	4
5A	42800	1 1200
5B	28987	1 1500
5C	42937	1 1800
6A	13046	2 RA/LV
6B	13047	2 RV/LA
7	40609	2
8	27416	4
9	27427	4
10A	60347	2 LA/RV
10B	60348	2 LV/RA
11	12591	2
12	27474	2
13	84174	2 M10 x 80 x 14
14	65021	2
15	27473	2
16	12604	2
17	81060	10 M10 x 60
18	81035	4 M10 x 35
19	81045	14 M10 x 45
20	81026	4 M10 x 25
21	80821	16 M8 x 20
22	80831	4 M8 x 30
23	80812	2 M8 x 12
25	85116	2 M16
26	86216	2 M16
27	86210	40 M10
28	85110	42 M10
29	86110	4 M10
30	86208	18 M8
31	85108	18 M8
32	85109	2 M8
33	91143	2
34	40573	2
36	60320	1
37	40619	1
40	86106	1 M6

**92201/2**

Afbeelding 5A : Frame  
 Abbildung 5A : Rahmen  
 Picture 5A : Frame  
 Illustration 5A : Châssis

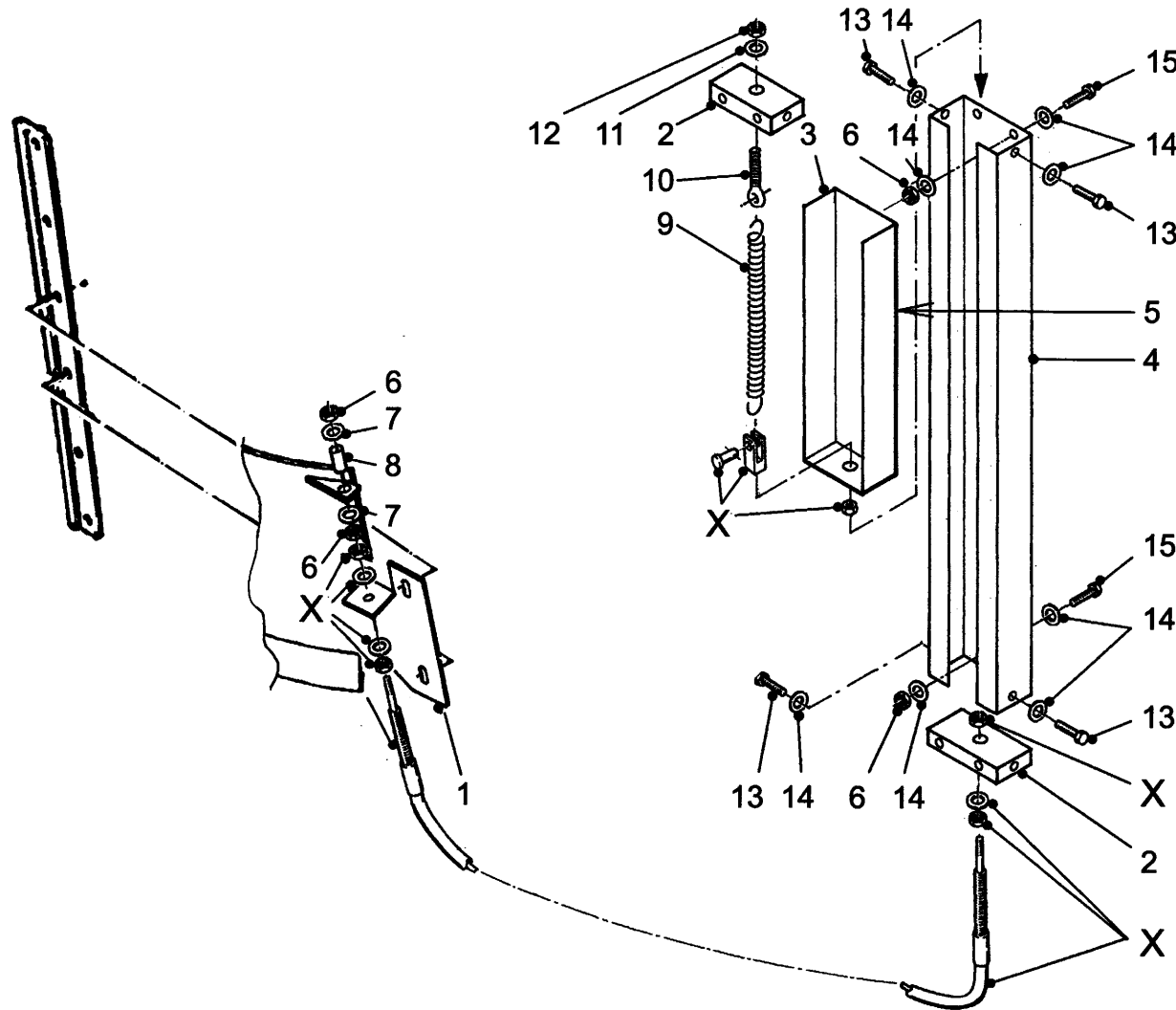


Bestellnummer  
 Bestellnummer  
 Ordernumber  
 Num. a commander

41	84947	1	M6 x 100
42	60368	1	
43	13041	4	
45	29003	1	
46	81021	2	M10 x 20
47	12958	2	
48	85112	8	M12
49	81226	8	M12 x 25
50A	29623	2	Links/Left
50B	29624	2	Rechts/Right
51	81031	12	M10 x 30
52	81613	2	M16 x 130
53	13035	2	

**92201/2**

Afbeelding 5B : Standmelder doseerschuiif  
 Abbildung 5B : Dosierschieber Anzeiger  
 Picture 5B : Slide position indicator  
 Illustration 5B : Indicateur de la trappe de dosage

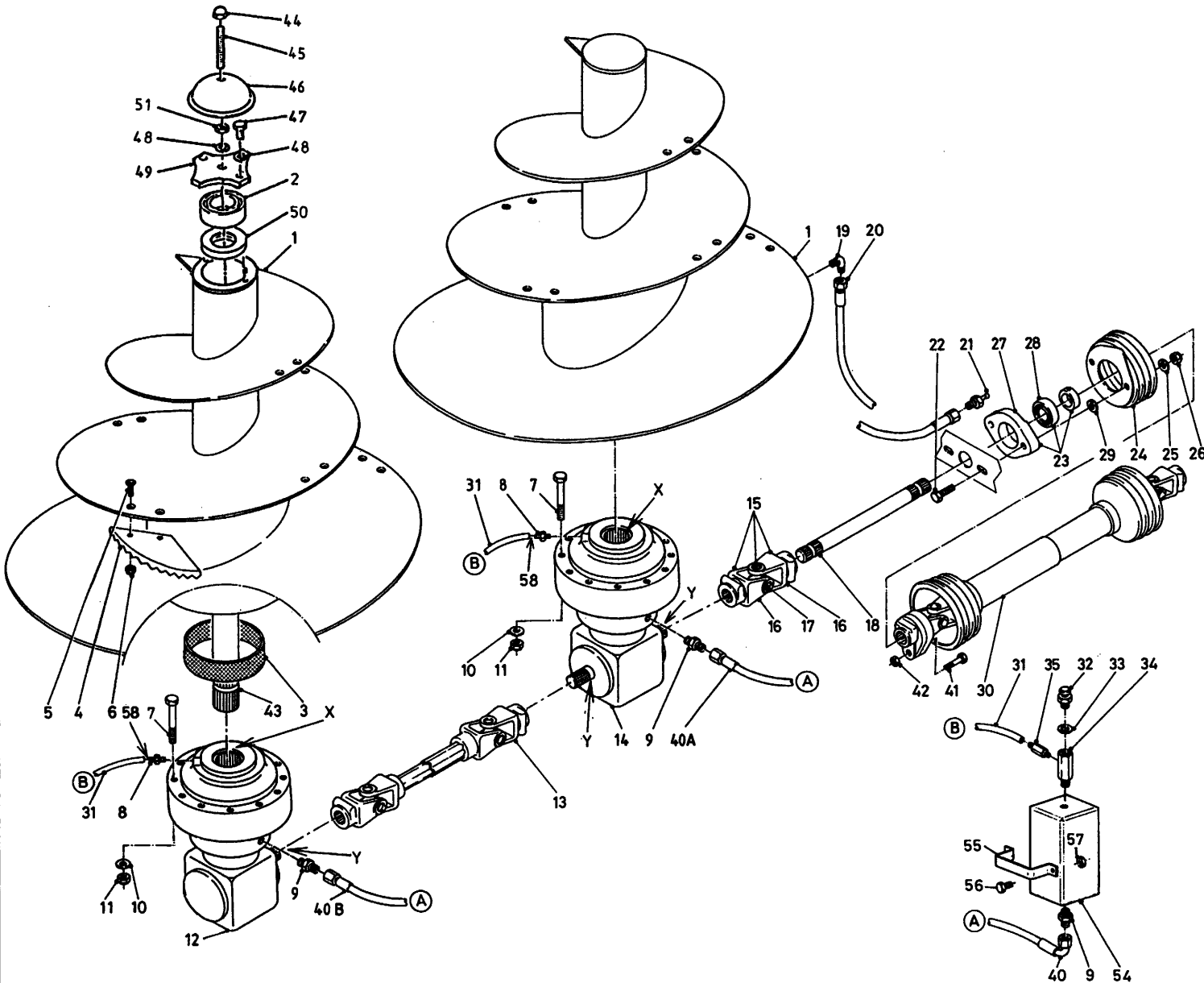


Bestelnummer  
 Bestellnummer  
 Ordernummer  
 Num. a commander

1A	27724	1	Right
1B	28215	1	Left
2	27702	2	
3	40596	1	
4	40595	1	
5	91143	1	
6	86206	4	M6
7	85107	2	M6
8	32449	1	
9	65075	1	
10	84174	1	M10 x 80 x 14
11	85010	1	M10
12	86210	1	M10
13	80612	4	M6 x 12
14	85106	6	M6
15	84202	4	M6 x 60
X	79096	1	L = 5750

**92201/2**

Afbeelding 6A : Aandrijving en mengvijzel 1200/1500  
 Abbildung 6A : Schnecke und Antrieb 1200/1500  
 Picture 6A : Auger and drive system 1200/1500  
 Illustration 6A : Vis et système d'entraînement 1200/1500



93004F

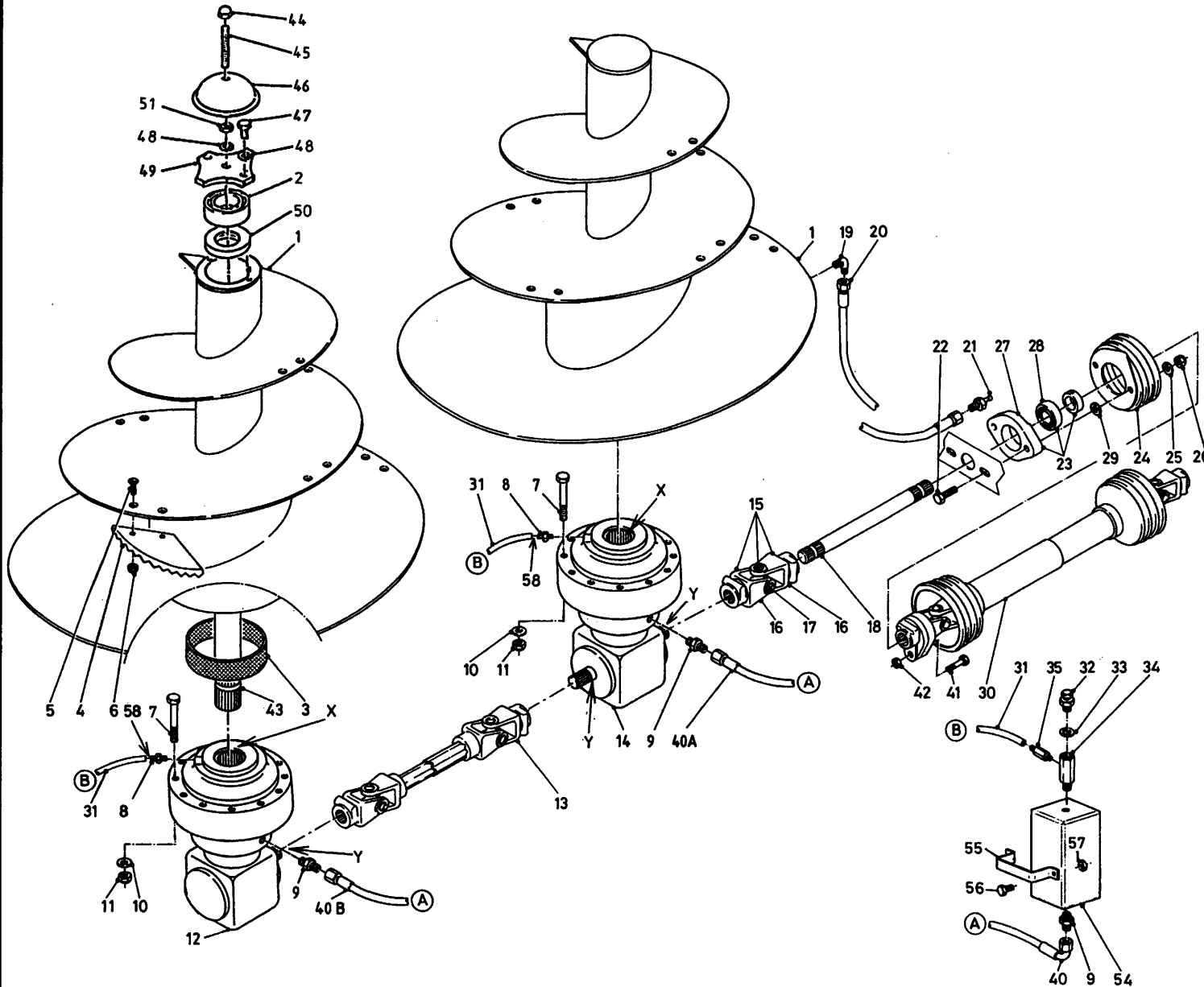
Bestelnummer  
 Bestellnummer  
 Ordernummer  
 Num. a commander

1A	13591	2	1200
1B	13283	2	1500
2	70143	2	
3	51867	2	
4	31841	10	
5	84206	20	M16 x 60
6	86216	20	M16
7	84487	24	M14 x 140
8	50286	2	
9	X50112	4	
10	85114	24	M14
11	86214	24	M14
12	94019	1	
13A	94097	1	1200
13B	94186	1	1500
14	94018	1	
15	90686	1	
16	90730	2	1 <sup>3</sup> / <sub>8</sub> - 6
17	90729	1	
18A	31793	1	L=900 1 <sup>3</sup> / <sub>8</sub> - 6 1200
18B	32388	1	L=1000 1 <sup>3</sup> / <sub>8</sub> - 6 1500
19	50107	2	
20A	50957	1	1/2" 1520 RR
20B	52623	1	1/2" 3400 RR
21	89518	2	
22	81071	2	M10 x 70
23	70059	1	
24	90499	1	
25	85010	2	M10
26	86210	2	M10
27	70089	1	
28	70090	1	
29	85113	2	M10
30	90990	1	1 <sup>3</sup> / <sub>8</sub> - 6 / 1 <sup>3</sup> / <sub>8</sub> - 6
31A	52675	1	L=3000 Ø8
31B	52676	1	L=4600 Ø8
32	90567	2	
33	85215	2	
34	50176	2	
35	50285	2	

93004FL1/1

**92201/2**

Afbeelding 6A : Aandrijving en mengvijzel 1200/1500  
 Abbildung 6A : Schnecke und Antrieb 1200/1500  
 Picture 6A : Auger and drive system 1200/1500  
 Illustration 6A : Vis et système d'entraînement 1200/1500

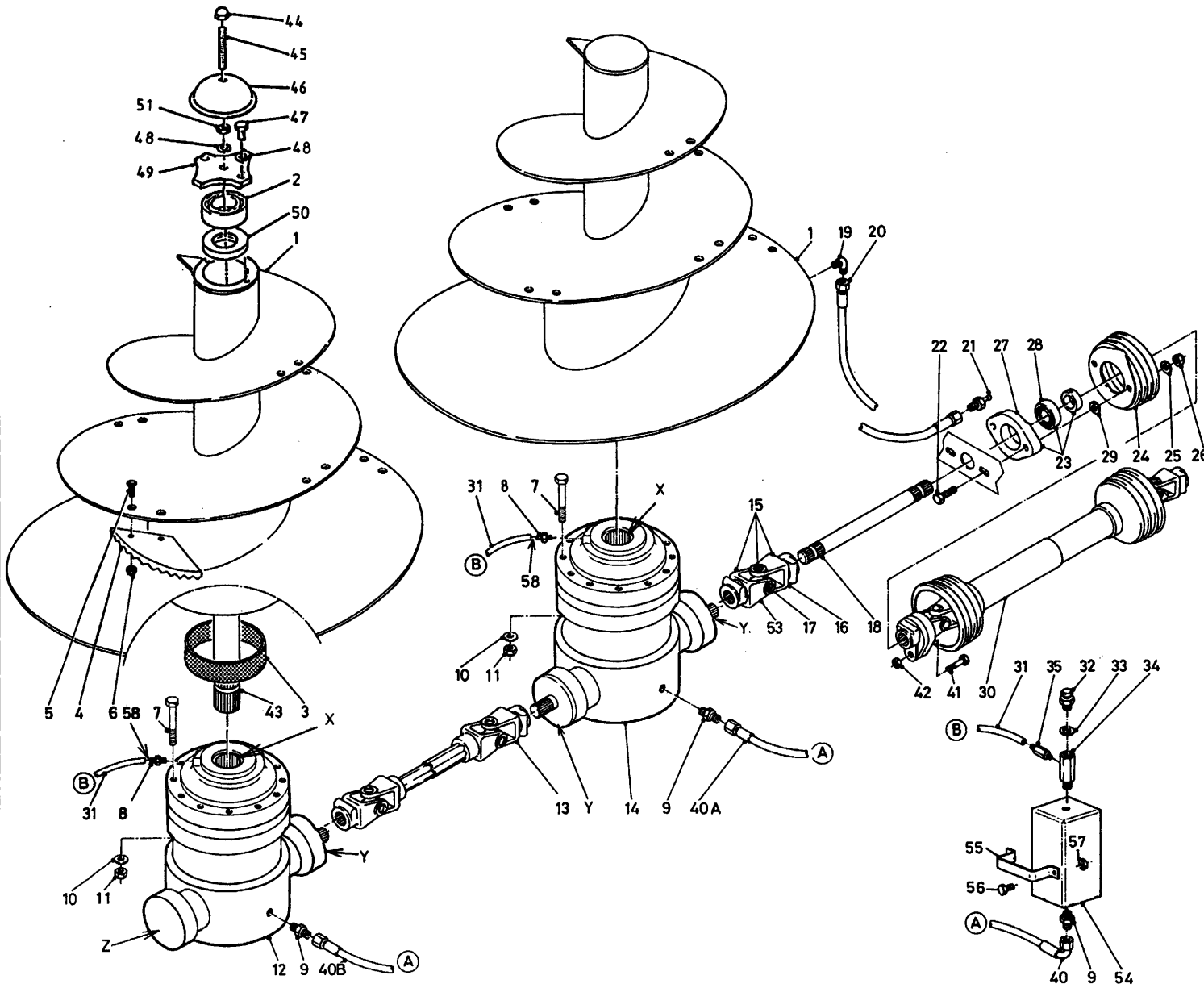


Bestelnummer  
 Bestellnummer  
 Ordernummer  
 Num. a commander

40A	W50665	1	3/8" 1850 RH
40B	W50622	1	3/8" 4500 RH
41	81060	1	M10 x 60 8.8
42	86210	1	M10
43A	32364	2	L=600 1200
43B	32387	2	L=770 1500
44	86937	2	M16
45	84072	2	M16 x 120
46	29299	2	
47	81626	4	M16 x 25
48	85016	6	M16
49	29298	2	
50	70145	2	
51	86116	2	M16
54	90904	2	
55	28845	2	
56	80831	4	M8 x 30
57	86208	4	M8
58	50278	2	Ø8
X	70168	2	100 x 130 x 12
Y	05476	3	

**92201/2**

Afbeelding 6B : Aandrijving en mengvijzel 1800  
 Abbildung 6B : Schnecke und Antrieb 1800  
 Picture 6B : Auger and drive system 1800  
 Illustration 6B : Vis et système d'entraînement 1800



93008F

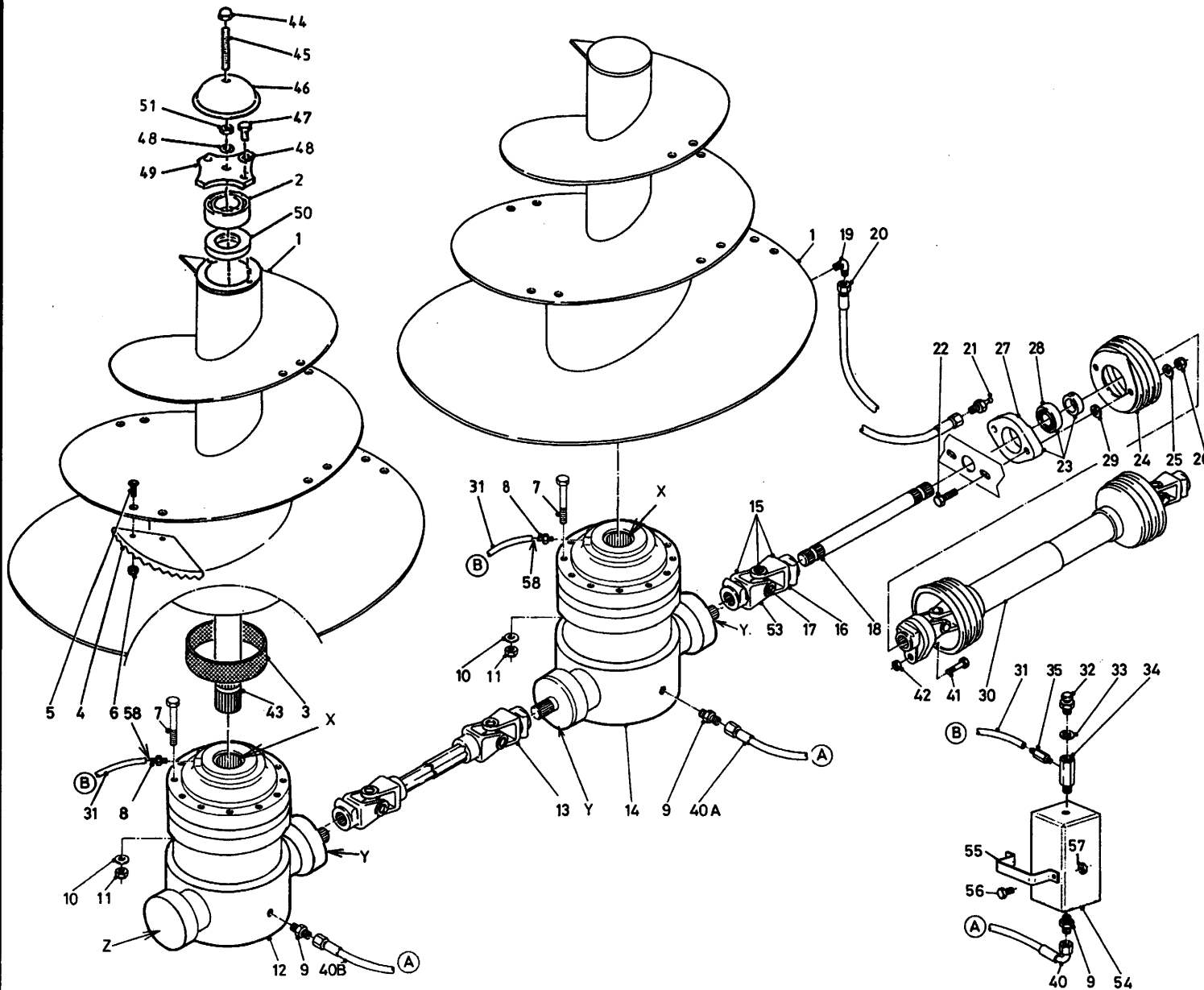
Bestelnummer  
 Bestellnummer  
 Ordernumber  
 Num. a commander

1	13565	2	
2	70143	2	
3	51867	2	
4	31841	10	
5	84206	20	M16 x 60
6	86216	20	M16
7	84487	24	M14 x 140
8	50286	2	
9	X50112	4	
10	85114	24	M14
11	86214	24	M14
12	90995	1	
13	90903	1	
14	90996	1	
15	90802	1	
16	90608	1	1 3/4 - 6
17	90561	1	
18	31936	1	L=1000 1 3/4 - 6
19	50107	2	
20A	50957	1	1/4" 1520 RR
20B	52678	1	1/4" 3900 RR
21	89518	2	
22	81271	2	M12 x 70
23	70133	1	
24	90499	1	
25	85012	2	M12
26	86112	2	M12
27	70135	1	
28	70134	1	
29	85119	2	M12
30	90882	1	1 3/4 - 6 / 1 3/8 - 6
31A	52675	1	L=3000 Ø8
31B	52676	1	L=4600 Ø8
32	90567	2	
33	85215	2	
34	50176	2	
35	50285	2	
40A	W50665	1	3/8" 1850 RH
40B	W50622	1	3/8" 4500 RH
41	81060	1	M10 x 60 8.8

93008FL1

**92201/2**

Afbeelding 6B : Aandrijving en mengvijzel 1800  
 Abbildung 6B : Schnecke und Antrieb 1800  
 Picture 6B : Auger and drive system 1800  
 Illustration 6B : Vis et système d'entraînement 1800



93008F

Bestelnummer	Bestelnummer	Ordernumber	Num. a commander
42	86210	1	M10
43	32387	2	L=770
44	86937	2	M16
45	84072	2	M16 x 120
46	29299	2	
47	81626	4	M16 x 25
48	85016	6	M16
49	29298	2	
50	70145	2	
51	86116	2	M16
53	90562	1	1 3/4 - 20
54	90904	2	
55	28845	2	
56	80831	4	M8 x 30
57	86208	4	M8
58	50278	2	Ø8
X	70168	2	100 x 130 x 12
Y	05471	3	
Z	78167	1	Ø126.6 x 2.62/70

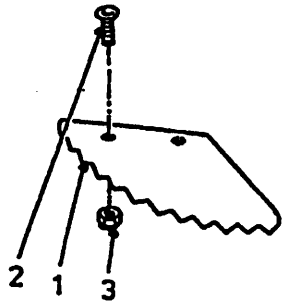
93008FL1



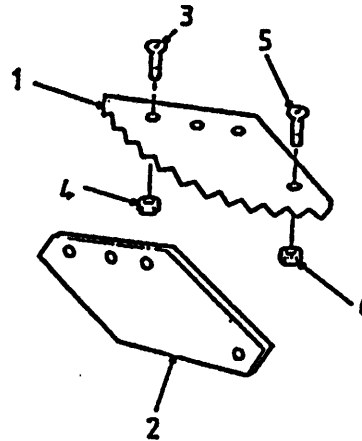
92201/2

Afbeelding 6C : Vijzelmessen  
 Abbildung 6C : Schneckenmesser  
 Picture 6C : Augerknives  
 Illustration 6C : Couteaux

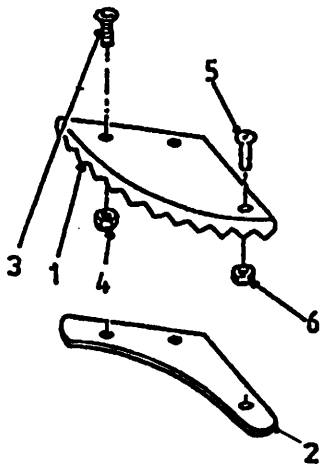
Standaard L=350



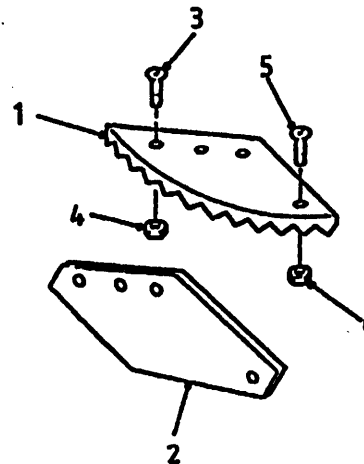
Standaard L=550



L=350 + TC



L=550 + TC



Bestelnummer  
 Bestellnummer  
 Ordernummer  
 Num. a commander

Standaard

1	31841	1	
2	84121	2	M16 x 45
3	86216	2	M16

L=350 + TC

1	32354	1	TC
2	29291	1	
3	84188	2	M16 x 55
4	86216	2	M16
5	84125	1	M8 x 25
6	86208	1	M8

L=550

1	31639	1	
2	31640	1	
3	84188	3	M16 x 55
4	86216	3	M16
5	84125	1	M8 x 25
6	86208	1	M8

L=550 + TC

1	31639	1	TC
2	31640	1	
3	84188	3	M16 x 55
4	86216	3	M16
5	84125	1	M8 x 25
6	86208	1	M8

92201/2

Afbeelding 7

: Doseerklapcilinder

Abbildung 7

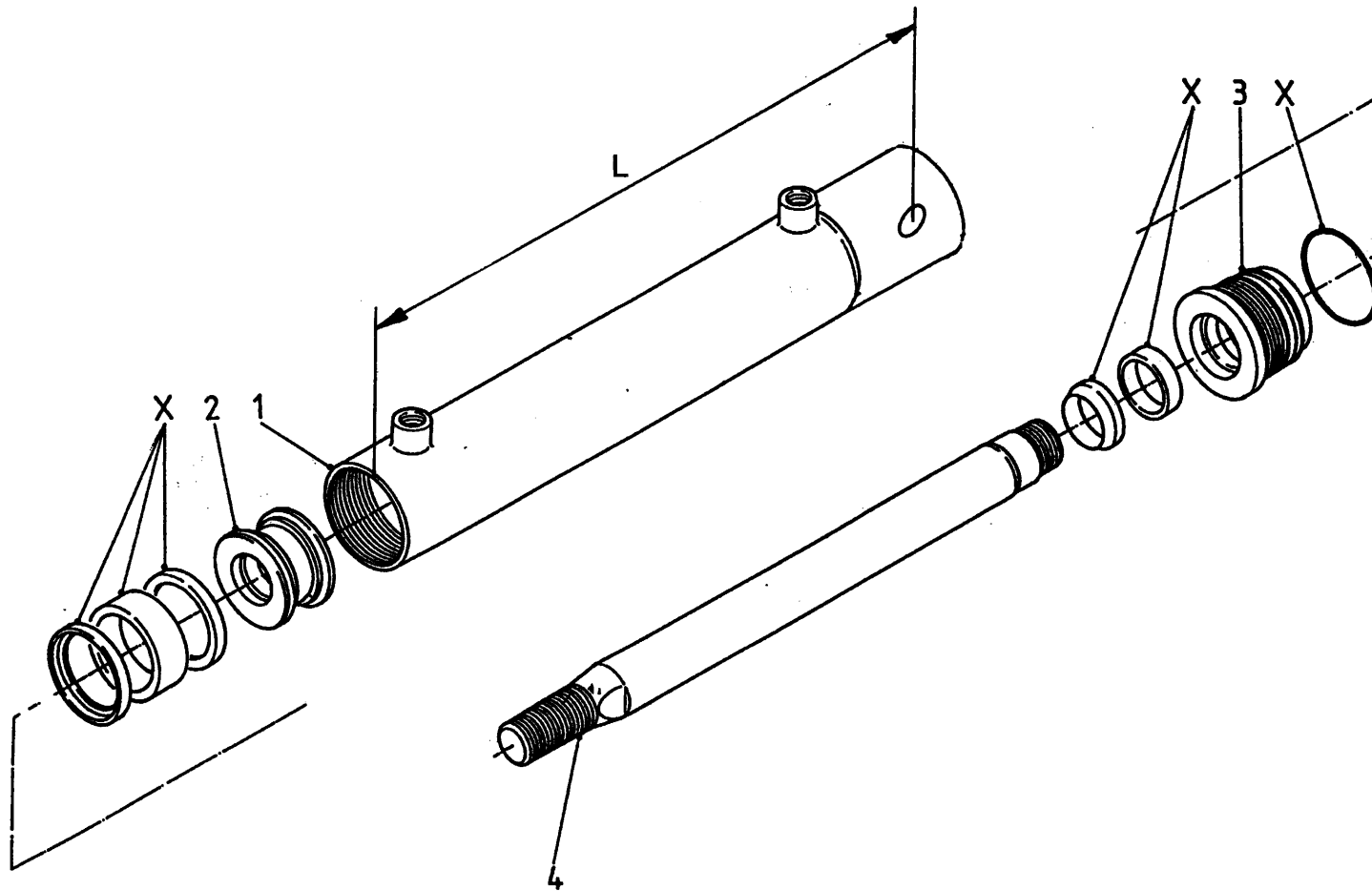
: Auswurfschieber Zylinder

Picture 7

: Slide cylinder

Illustration 7

: Porte de dosage: cylindre hydraulique



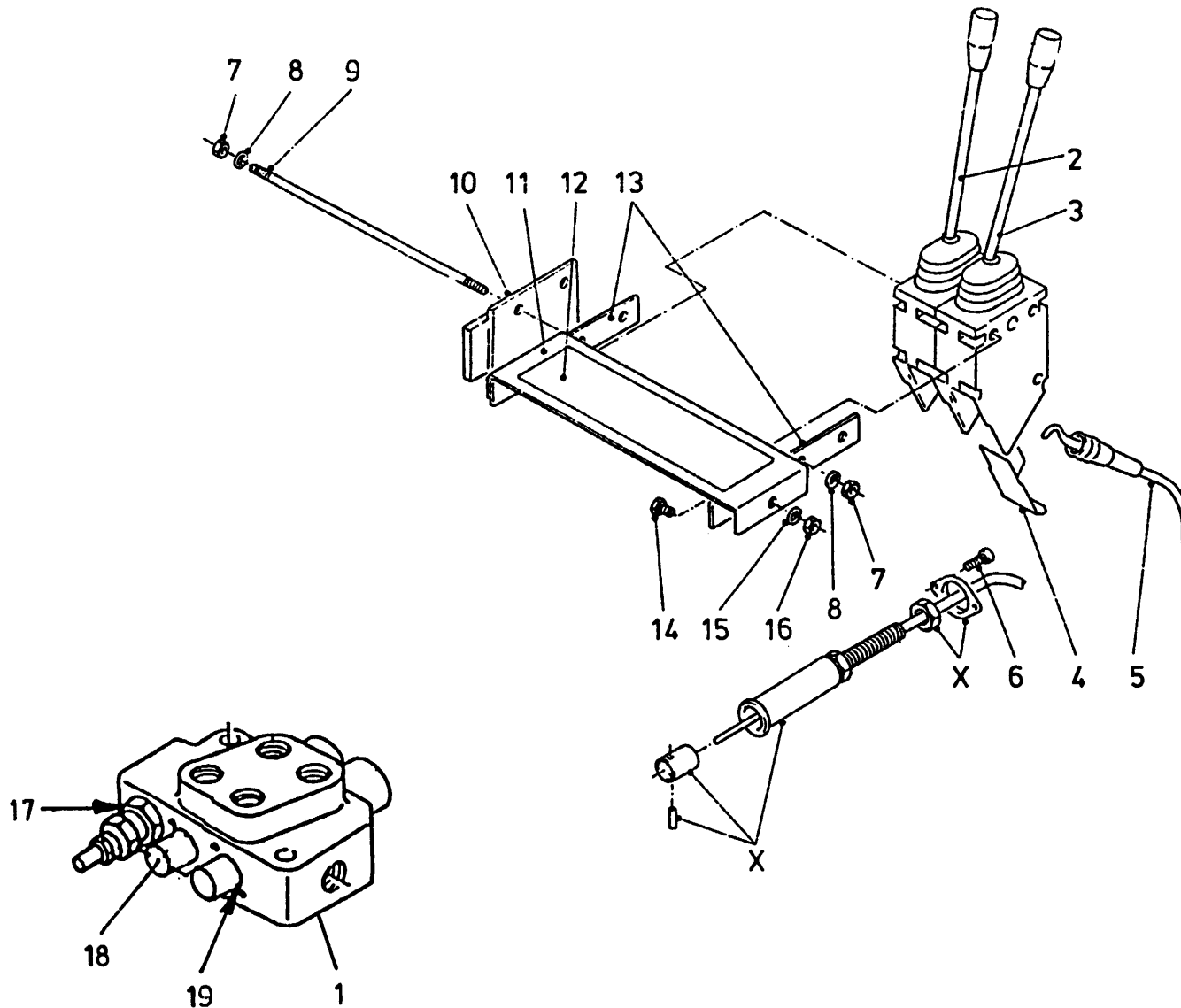
Bestelnummer  
Bestellnummer  
Ordernummer  
Num. a commander

51114 H = 690

1	12045	1	L=798
2	30860	1	
3	31460	1	
4	31764	1	
X	05309	1	

**92201/2**

Afbeelding 8 : ZK, mechanische bediening  
 Abbildung 8 : ZK, mechanische Fernbedienung  
 Picture 8 : ZK, mechanical remote control  
 Illustration 8 : ZK, commande mécanique

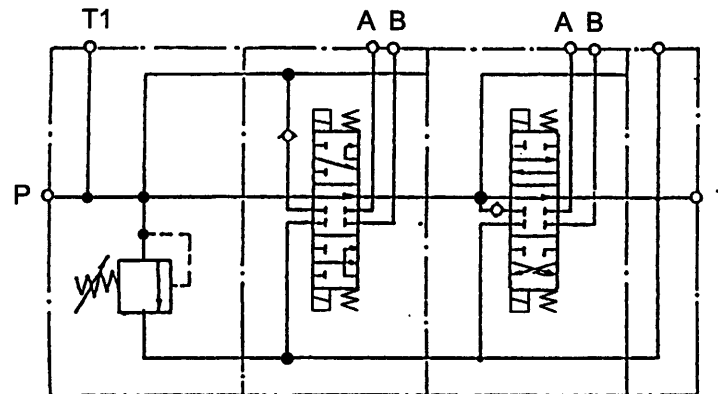
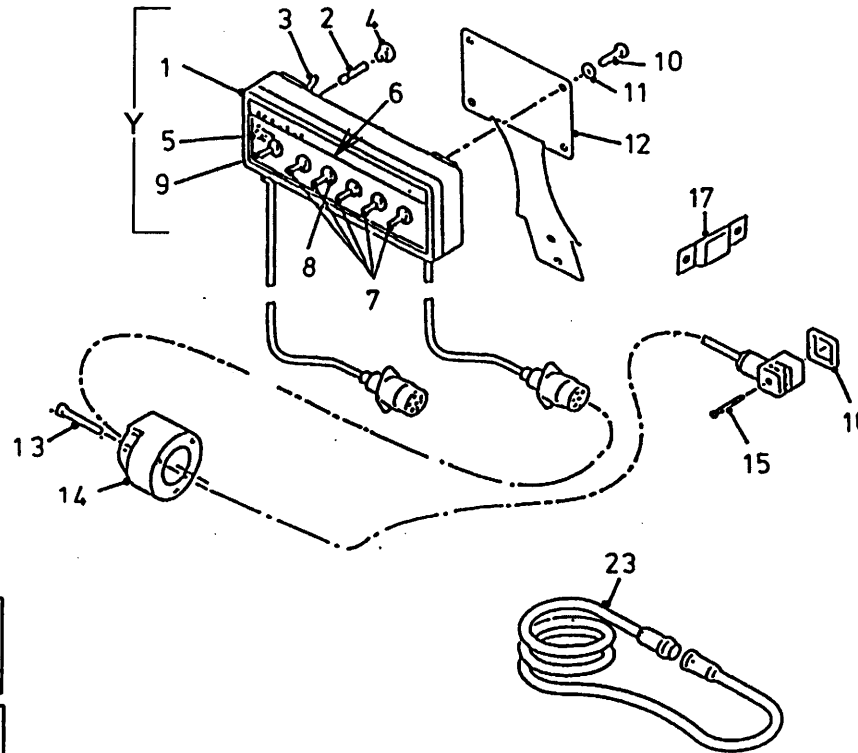
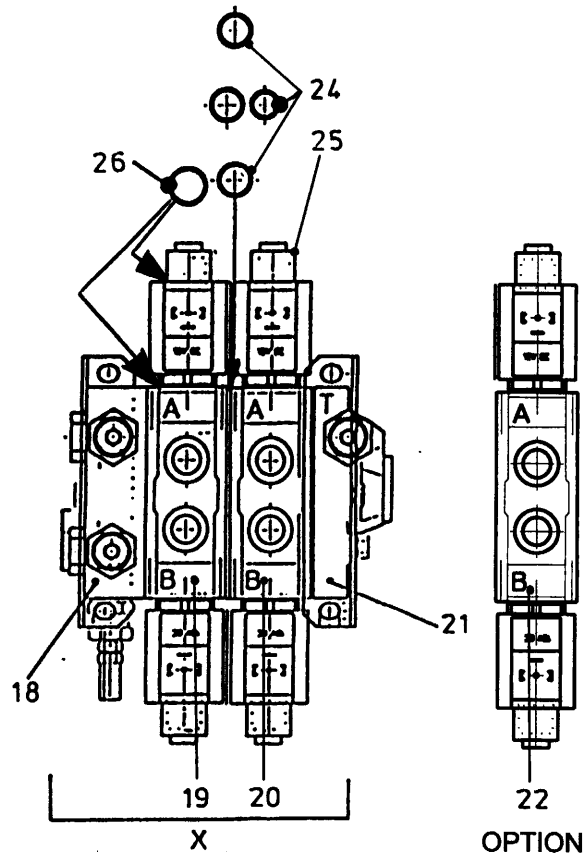


Bestelnummer  
 Bestellnummer  
 Ordernummer  
 Num. a commander

1	53267	1	2H
2	53129	1	
3	53127	1	
4	60210	2	
5	79060	2	L=3000
6	84480	4	M6 x 45
7	86206	6	M6
8	85106	6	M6
9	84042	3	M6 x 120
10	11139	1	
11	23167	1	
12	91237	1	
13	22244	2	
14	80816	2	M8 x 16
15	85108	2	M8
16	86208	2	M8
17	78128	1	Ø17.86 x 2.62/70
18	53430	2	
19	78126	4	Ø15.08 x 2.62/70
X	53231	2	

**92201/2**

Afbeelding 9 : ZK, elektrische bediening  
 Abbildung 9 : ZK, elektrische Fernbedienung  
 Picture 9 : ZK, electrical remote control  
 Illustration 9 : ZK, commande électrique

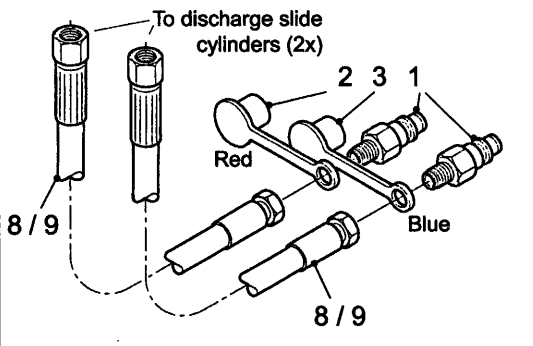


Bestelnummer  
 Bestellnummer  
 Ordernummer  
 Num. a commander

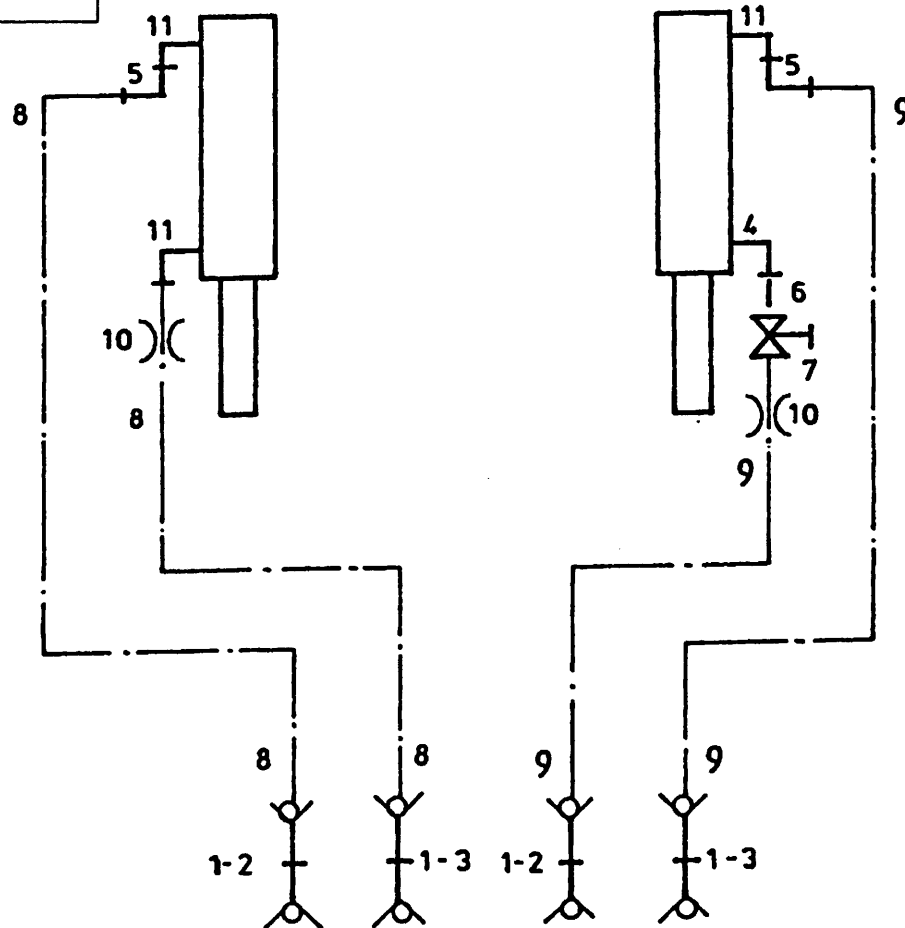
1	98195	1
2	98053	1
3	98054	1
4	98052	1
5	98051	1
6	91015	1
7	98113	5
8	98056	6
9	98206	1
10	84717	4 M6 x 12
11	85106	4 M6
12	40420	1
13	84476	3 M5 x 30
14	98147	1
15	84711	4 M3 x 35
16	60180	4
17	24644	1
18	53404	1 HDS 11
19	53408	1 HDS 11
20	53425	1 HDS 11
21	53407	1 HDS 11
22	53405	1 HDS 11
23	98150	1
24	05247	3
25	98200	4 HDS 11
26	78062	4 Ø18.77 x 1.78/70
X	53426	1 HDS 11/2
Y	98194	1 Complete

**92201/2**

Afbeelding 10A : ZK, slangenschema directe aansluiting  
 Abbildung 10A : ZK, Hydraulik Plan Direkt Ansluß  
 Picture 10A : ZK, hydraulics direct connection  
 Illustration 10A : ZK, connection directe: système hydraulique



**ZK**

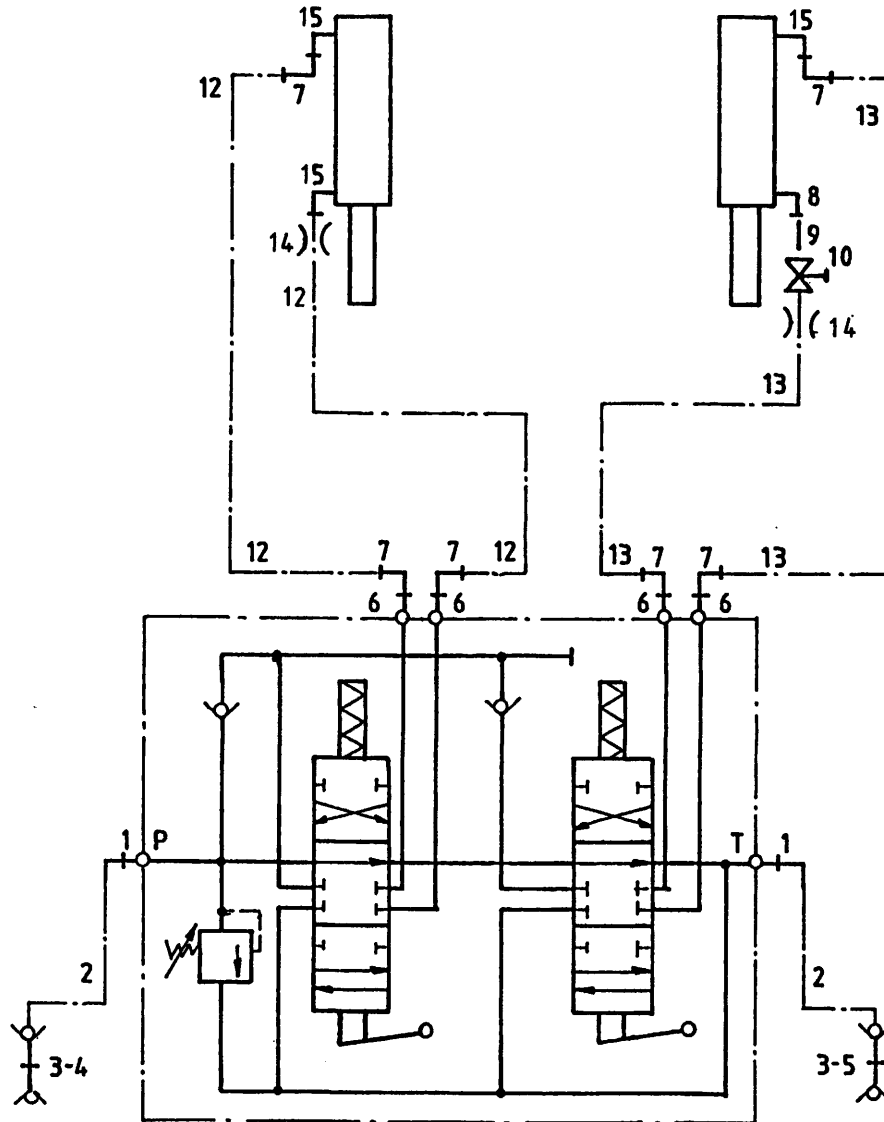


Bestelnummer  
 Bestellnummer  
 Ordernummer  
 Num. a commander

1	53016	4
2	53303	2 Red
3	53326	2 Blue
4	50107	1
5	X50147	2
6	52654	1 L=40
7	51027	1
8A	W52640	2 1/2" 8500 RR Behind
8B	W50920	2 1/2" 6500 RR Front EU
8C	W52632	2 1/2" 7250 RR Front USA
9	W50920	2 1/2" 6500 RR Front
10	30726	2 Ø0.8
11	X50107	3

**92201/2**

Afbeelding 10B : ZK, slangenschema mechanische bediening  
 Abbildung 10B : ZK, Hydraulik Plan mechanische Fernbediening  
 Picture 10B : ZK, hydraulics mechanical remote control  
 Illustration 10B : ZK, commande mécanique: système hydraulique

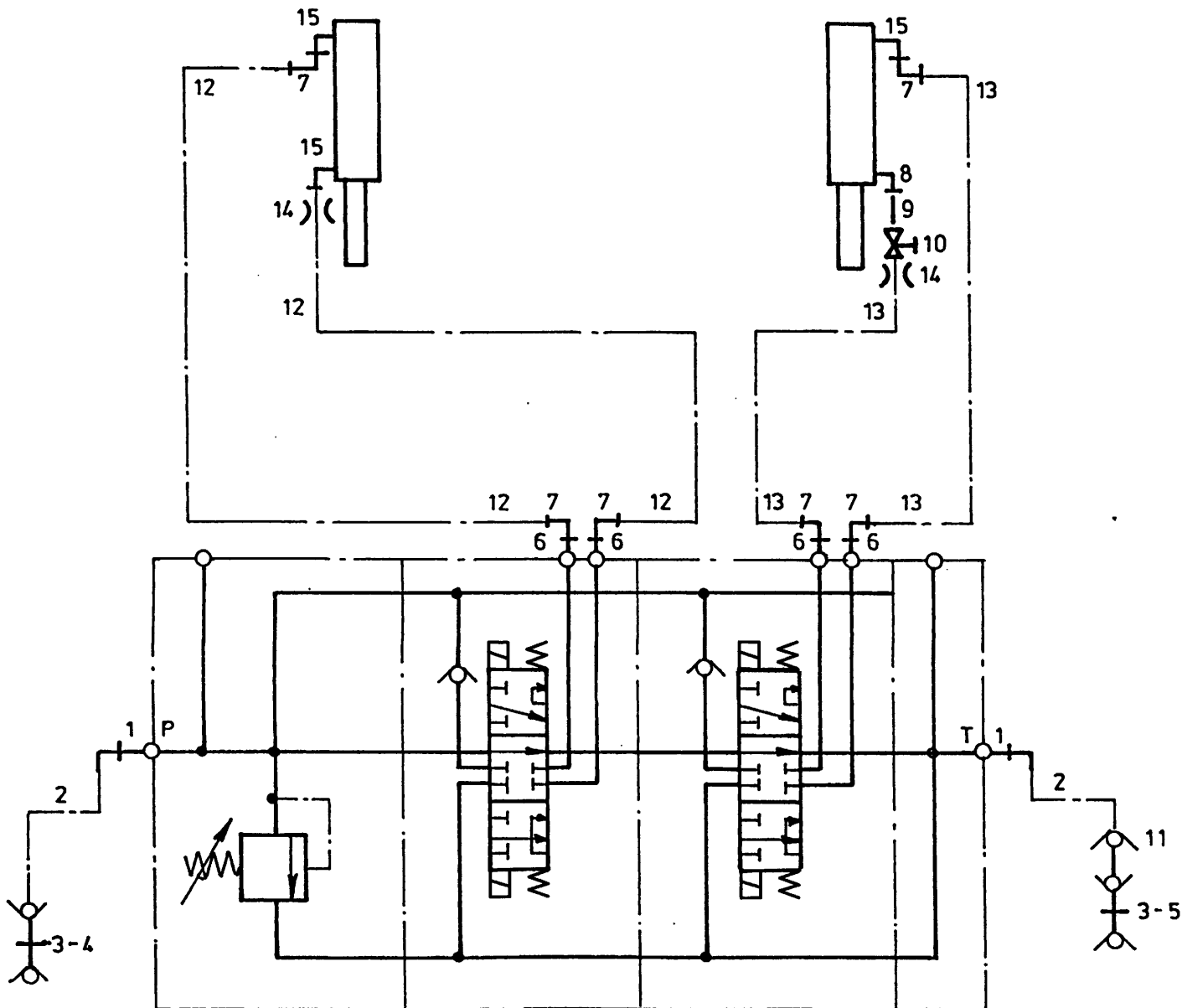


Bestelnummer  
 Bestellnummer  
 Ordernummer  
 Num. a commander

1	X50102	2	
2	W50643	2	½" 2500 RH
3	53301	2	
4	53303	1	Red
5	53326	1	Blue
6	X50114	4	
7	X50147	6	
8	50107	1	
9	52654	1	
10	51027	1	
12	W50745	2	¼" 4600 RR Front
13A	W50745	2	¼" 4600 RR Front
13B	W50920	2	¼" 6500 RR Behind
14	30726	2	Ø0.8
15	X50107	3	

**92201/2**

Afbeelding 10C : ZK, slangenschema elektrische bediening  
 Abbildung 10C : ZK, Hydraulik Plan elektrische Fernbedienung  
 Picture 10C : ZK, hydraulics electrical remote control  
 Illustration 10C : ZK, commande électrique: système hydraulique



Bestelnummer  
 Bestellnummer  
 Ordernumber  
 Num. a commander

1	X50102	2
2	W50643	2
3	53301	2
4	53303	1
5	53326	1
6	X50114	4
7	X50147	6
8	50107	1
9	52654	1
10	51027	1
11	53273	2
12	W50745	2
13A	W50745	2
13B	W50920	2
14	30726	2
15	X50107	3

1/2" 2500 RH

Red

Blue

L=40

1/4" 4600 RR Front

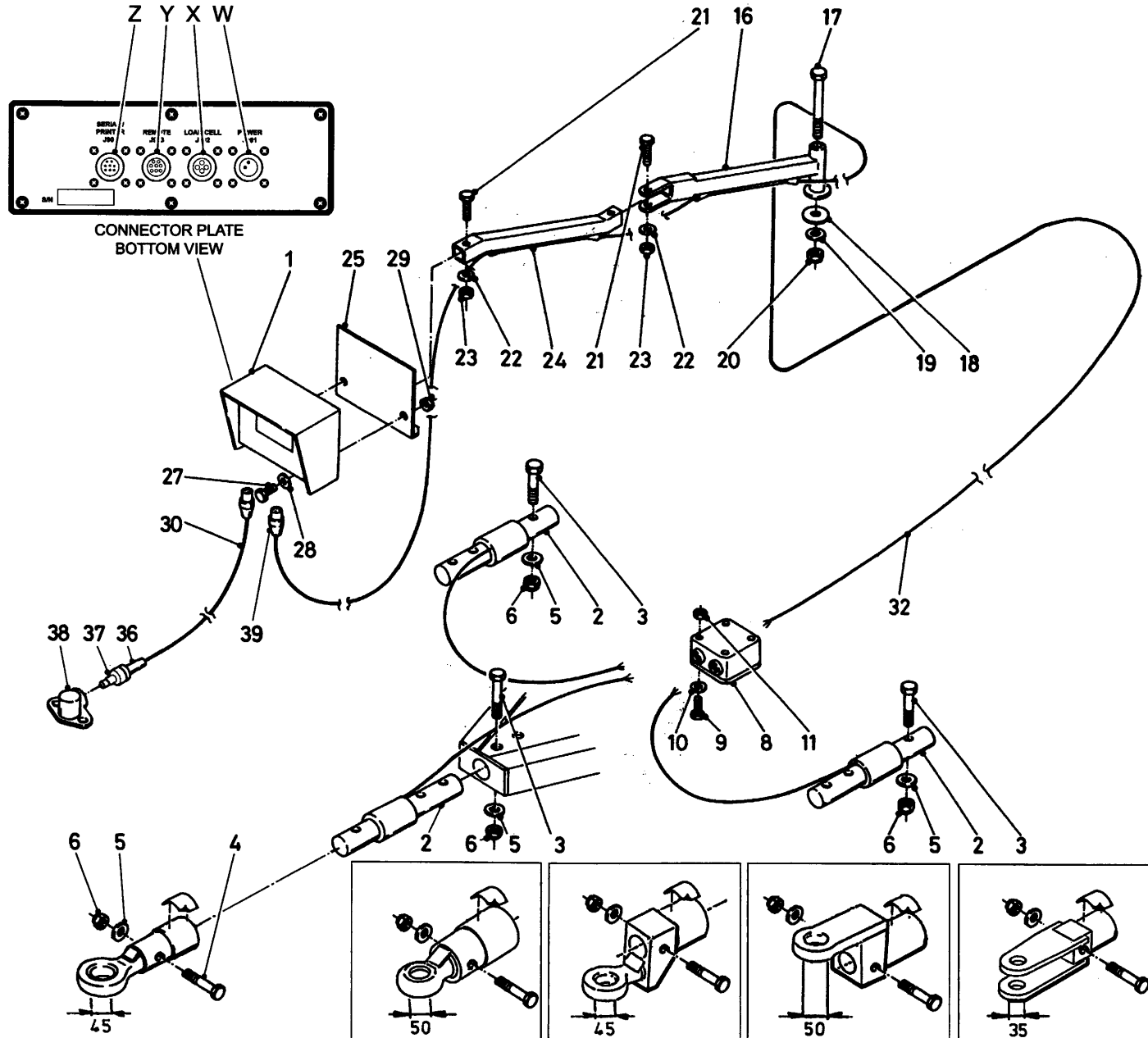
1/4" 4600 RR Front

1/4" 6500 RR Behind

Ø0.8

**92201/2**

Afbeelding 11 : Elektronisch weegsystem  
 Abbildung 11 : Electronische Waage  
 Picture 11 : Electronic weighing system  
 Illustration 11 : Pesée électronique



930071/1

Bestelnummer  
 Bestellnummer  
 Ordernumber  
 Num. a commander

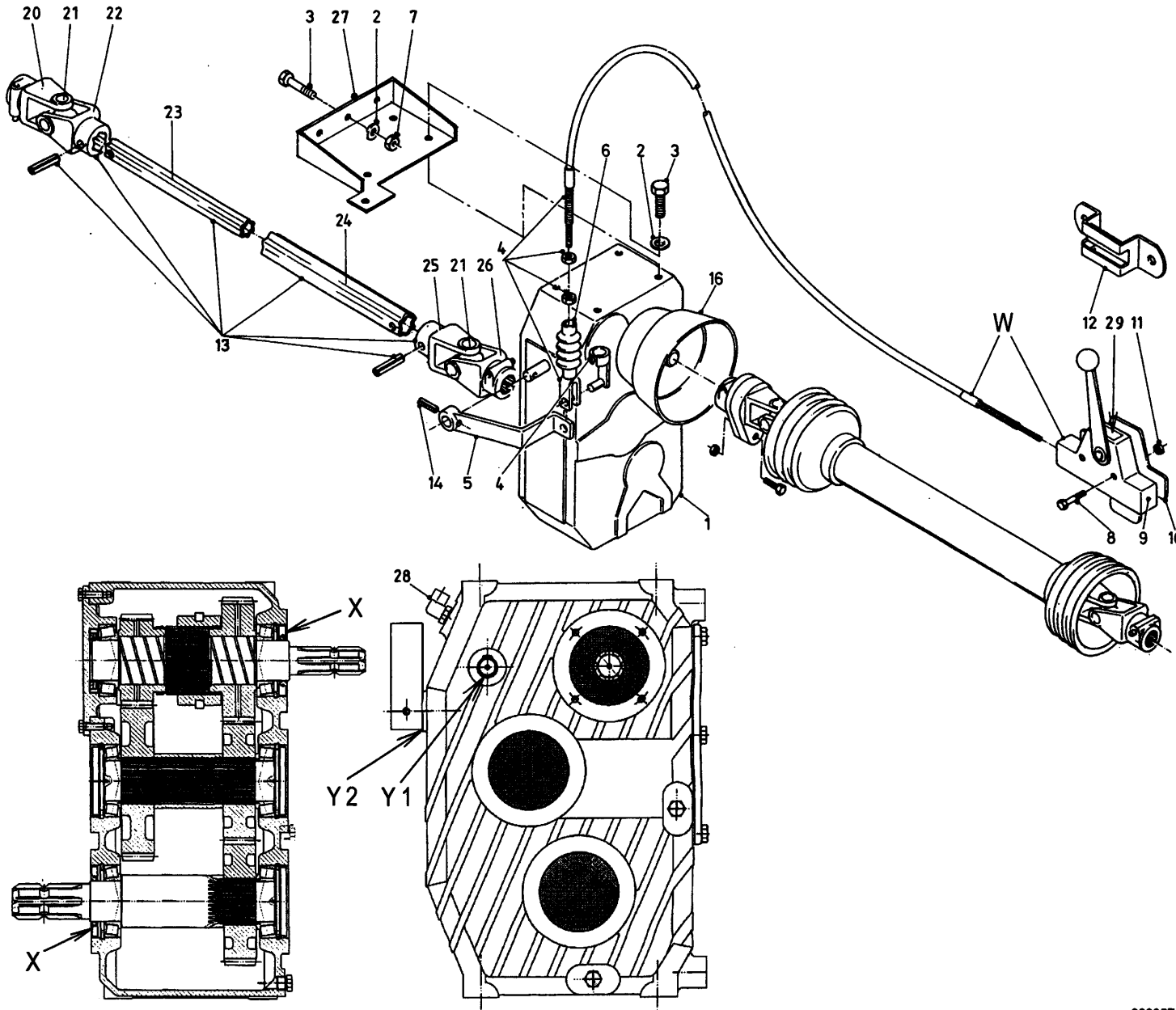
1A	94007	1	EZ2000
1B	90977	1	EZ2000V
1C	94028	1	EZ2000 R/S
1D	94029	1	EZ2000V R/S
1E	94075	1	EZ3200
1F	94076	1	EZ3200V
1G	94077	1	EZ3200 R/S
1H	94078	1	EZ3200V R/S
2	90447	3	Ø63,5
3	82013	3	M20 x 130 12.9
4	82014	1	M20 x 140 12.9
5	85020	3	M20
6	86220	3	M20
8	90482	1	
9	84445	4	M5 x 20
10	85105	4	M5
11	86205	4	M5
16	12037	1	
17	81653	1	M16 x 150
18	60298	1	
19	85116	1	M16
20	86216	1	M16
21	81060	2	M10 x 60
22	85110	2	M10
23	86210	2	M10
24	12036	1	
25	12038	1	
27	80621	2	M6 x 20
28	85106	2	M6
29	86206	2	M6
30	90483	1	L=3000
32	90719	1	L=5000
36	98239	1	
37	98238	1	
38	98237	1	
39	98218	1	
W	05389	1	J901
X	05390	1	J902
Y	05510	1	J903
Z	05511	1	J904

930071L1/1



**92201/2**

Afbeelding 12 : Vertragskast  
 Abbildung 12 : Reduziergetriebe  
 Picture 12 : Reduction gearbox  
 Illustration 12 : Boîte réductrice

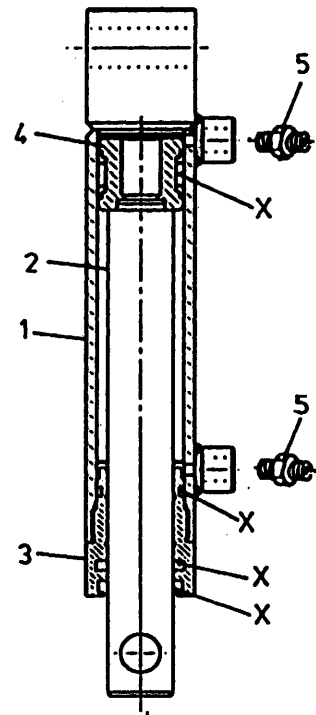
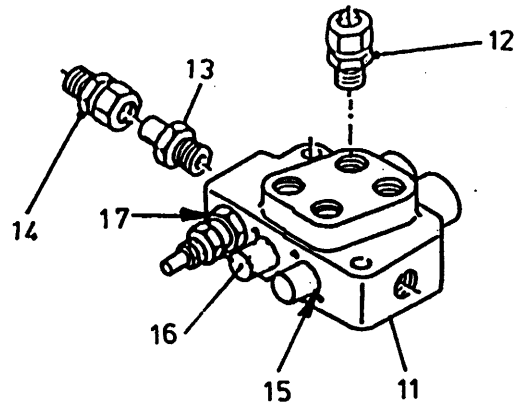
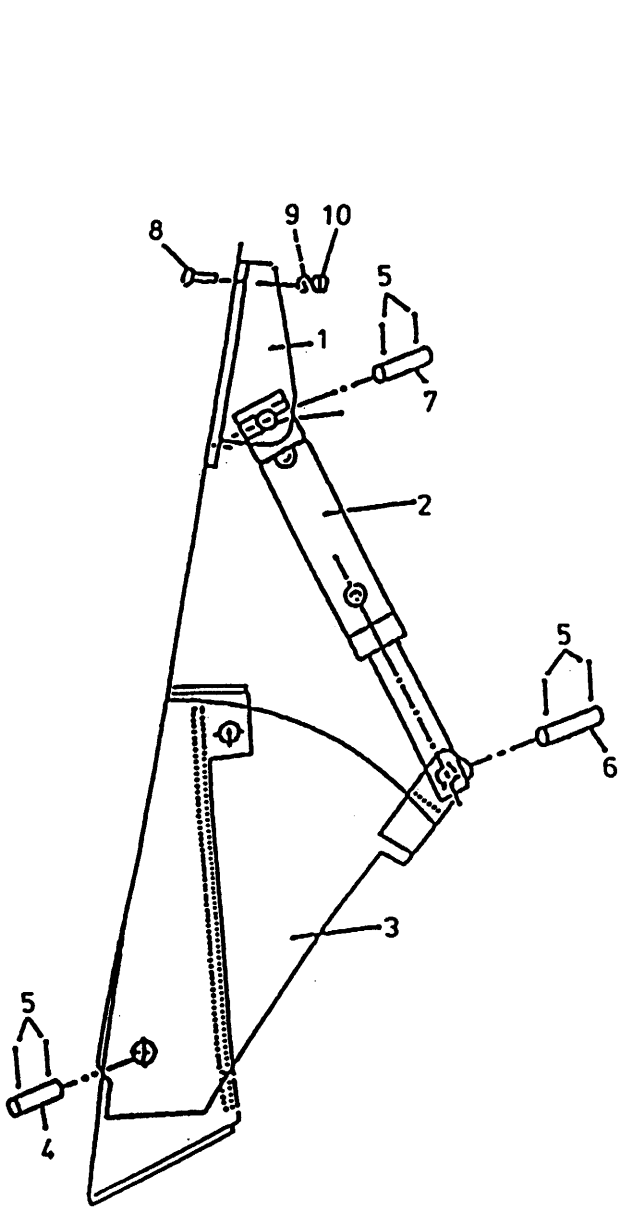


Bestelnummer  
 Bestellnummer  
 Ordernummer  
 Num. a commander

1A	90857	1	GB 1 <sup>3</sup> / <sub>8</sub> - 6 1200/1500
1B	94031	1	GB 1 <sup>3</sup> / <sub>4</sub> - 6 1800
2	85116	7	M16
3	81641	7	M16 x 40
4A	79051	1	L=3000 Yellow
4B	79099	1	L=3750 Black
5	12862	1	GB
6	90280	1	
7	86216	3	M16
8	80630	2	M6 x 80
9A	90770	1	Yellow
9B	94042	1	Black
10	21277	1	
11	86206	2	M6
12	20199	1	
13	90627	1	1 <sup>3</sup> / <sub>8</sub> - 6 / 1 <sup>3</sup> / <sub>4</sub> - 6
14	88030	1	Ø6 x 30
16	90499	1	
20	90563	1	1 <sup>3</sup> / <sub>8</sub> - 6
21	90561	2	
22	90606	1	
23	90933	1	L=1500
24	90934	1	L=1500
25	90607	1	
26	90608	1	1 <sup>3</sup> / <sub>4</sub> - 6
27	12861	1	GB
28	50276	1	45°
29	91336	1	
W1	90121	1	Yellow
W2	94041	1	Black
X	70171	3	50 x 90 x 10 GB
Y1	78122	1	Ø17.17x1.78/70 GB
Y2	70178	1	20 x 30 x 5 GB

**92201/2**

Afbeelding 13 : Hydraulische bediening conrames  
 Abbildung 13 : Hydraulische Fernbedienung Gegenschneider  
 Picture 13 : Hydraulic control counter knife  
 Illustration 13 : Contre couteaux: commande hydraulique



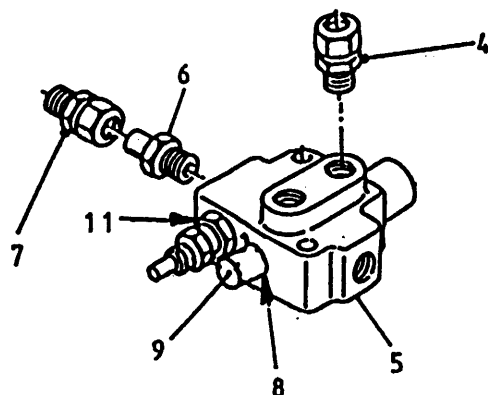
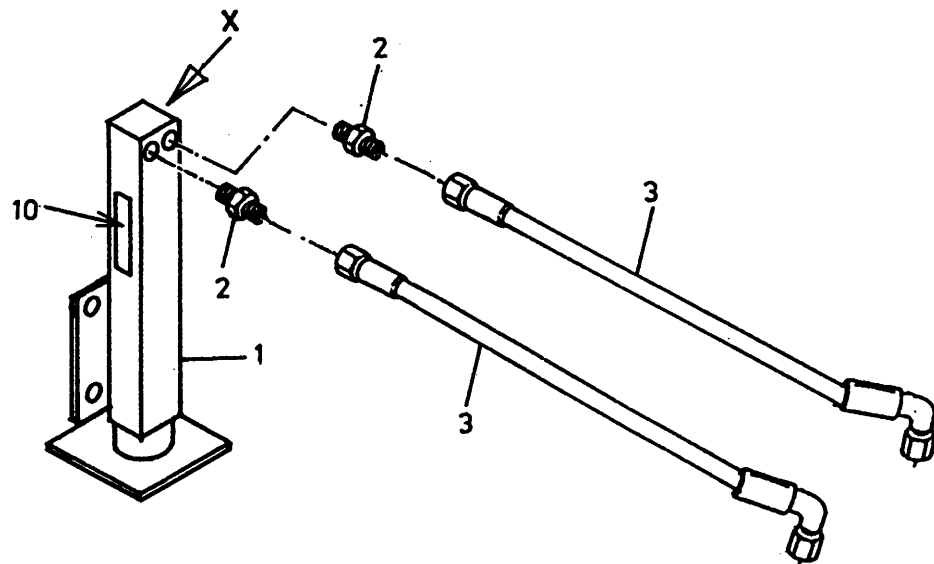
Bestelnummer	Bestellnummer	Ordernummer	Num. a commander
1	12043	1	
2	51196	1	
3	12039	1	
4	25332	1	
5	88239	6	Ø5 x 40
6	25607	1	
7	25606	1	
8	84808	2	M12 x 30
9	85112	2	M12
10	86212	2	M12
11	53267	1	
12	X50114	2	
13	50132	1	
14	50102	1	
15	78126	2	Ø15.08x2.62/70
16	53430	2	
17	78128	1	Ø17.86x2.62/70

**51196 H = 110**

1	12843	1	
2	32207	1	
3	31460	1	
4	30860	1	
5	X50104	2	
X	05309	1	

**92201/2**

Afbeelding 14 : Hydraulische bediening steunpoot  
 Abbildung 14 : Hydraulische Fernbedieung Stützfuß  
 Picture 14 : Hydraulic control support  
 Illustration 14 : Béguille: commande hydraulique

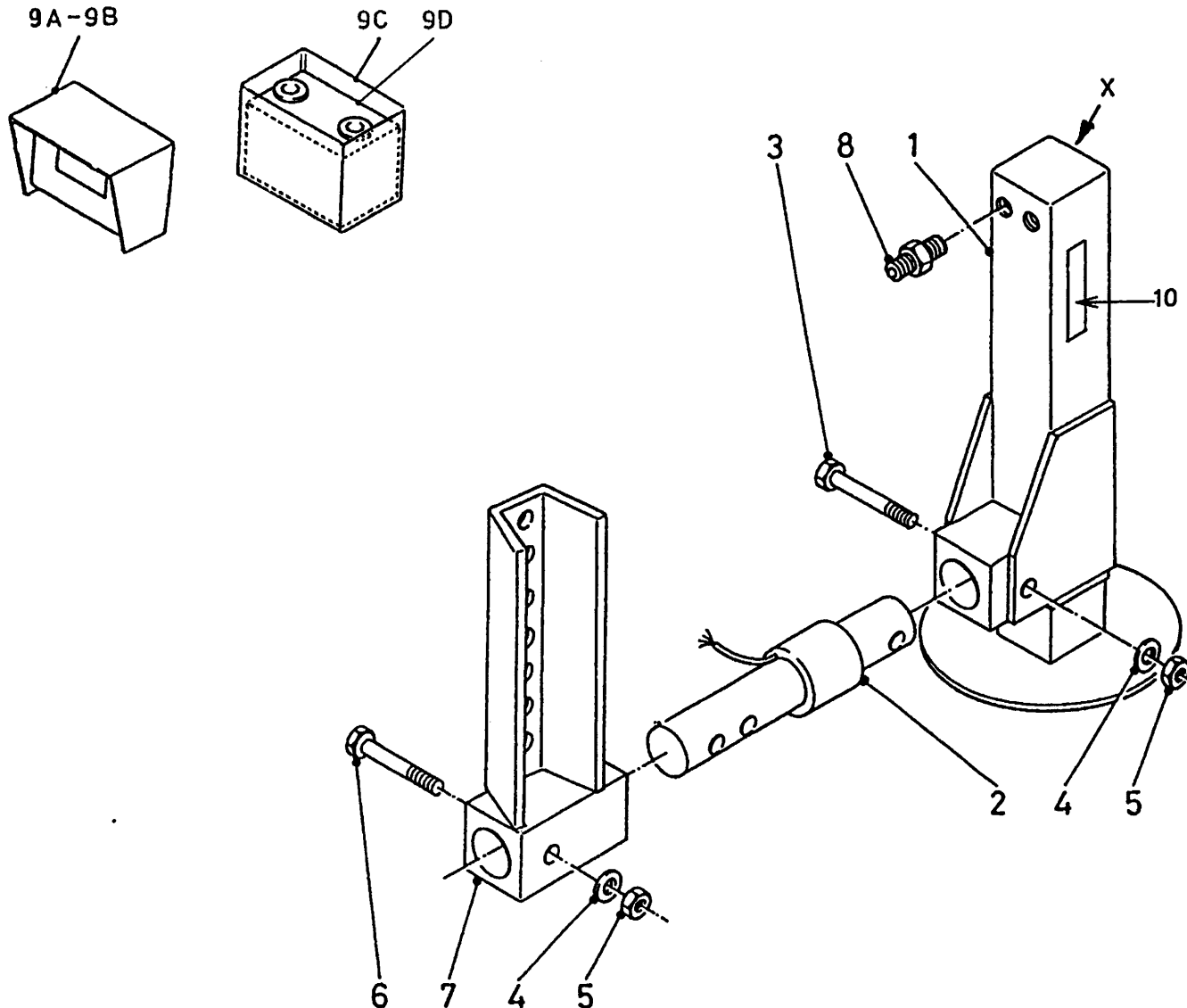


Bestelnummer  
 Bestellnummer  
 Ordernummer  
 Num. a commander

1	12029	1
2	X50124	2
3	W50956	2 1/4" 4200 RH
4	X50114	2
5	53002	1
6	50132	1
7	50102	1
8	78126	2 Ø15.08x2.62/70
9	53445	1
10	91334	1
11	78128	1 Ø17.86x2.62/70
X	05432	1

**92201/2**

Afbeelding 15 : Steunpoot met sensor en accu  
 Abbildung 15 : Stützfuß mit Wiegestab und Batterie  
 Picture 15 : Hydraulic support with weighing sensor  
 Illustration 15 : Béguille hydraulique avec pesage électronique



Bestelnummer  
 Bestellnummer  
 Ordernummer  
 Num. a commander

1	12368	1
2	90447	1
3	82017	1 M20 x 160 12.9
4	85120	2 M20
5	86220	2 M20
6	82014	1 M20 x 140 12.9
7	12602	1
8	X50124	2
9A	94007	1 EZ 2000
9B	90977	1 EZ 2000 V
9C	90834	1 Batterypack
9D	98241	1 Accu
10	91334	1
X	05432	1

**92201/2**

Afbeelding 16 : Pneumatisch remsysteem  
Abbildung 16 : Druckluftbremse  
Picture 16 : Air brake system  
Illustration 16 : Freinage pneumatique

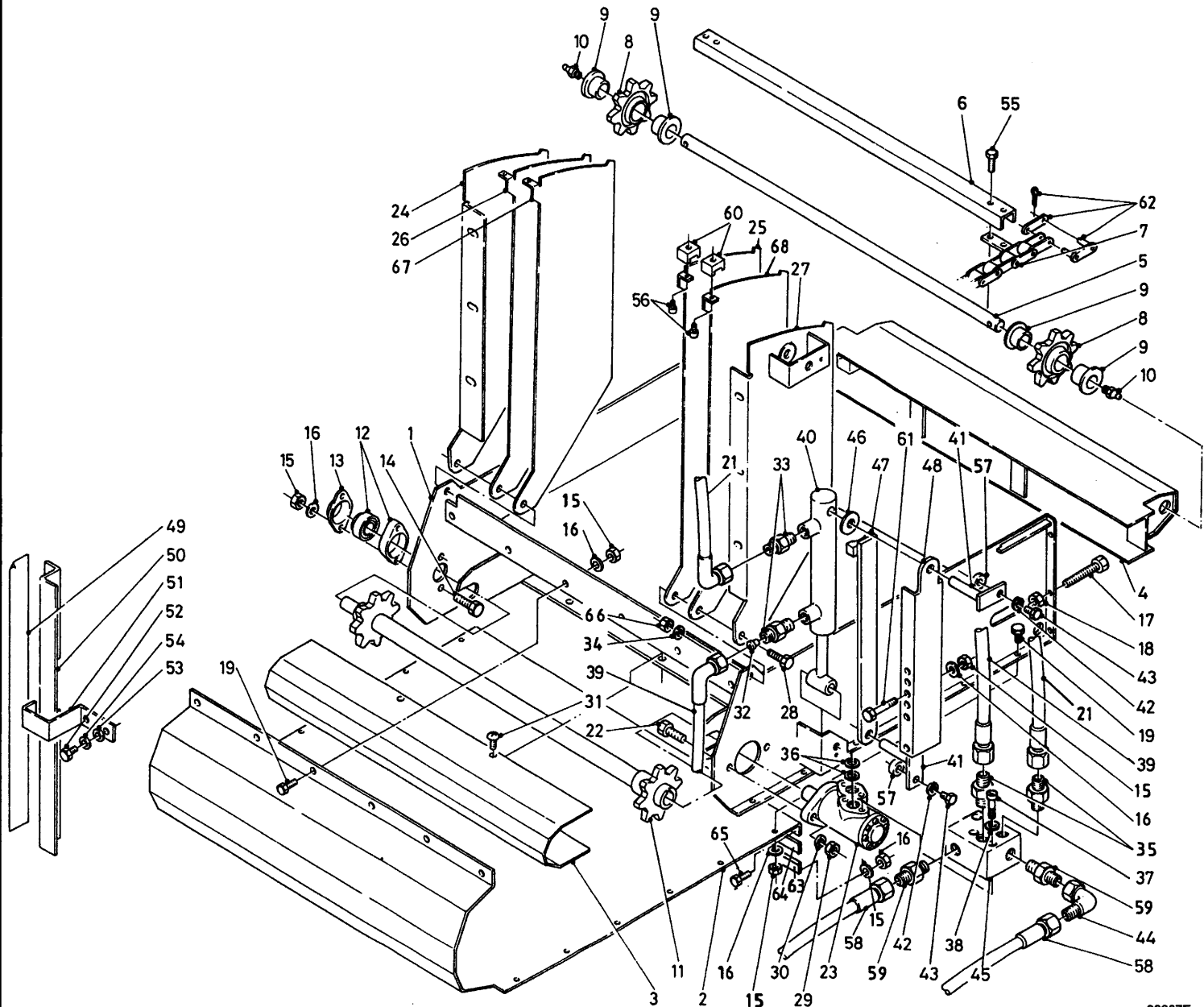
(informatie volgt)  
(Information folgt)  
(information to follow)  
(information suivre)

Bestelnummer  
Bestellnummer  
Ordernummer  
Num. a commander

--	--	--

**922012**

Afbeelding 17A : Opvoerketting serie 02  
 Abbildung 17A : Schrägförderkette Serie 02  
 Picture 17A : Extension chain serie 02  
 Illustration 17A : Chaîne latéral série 02



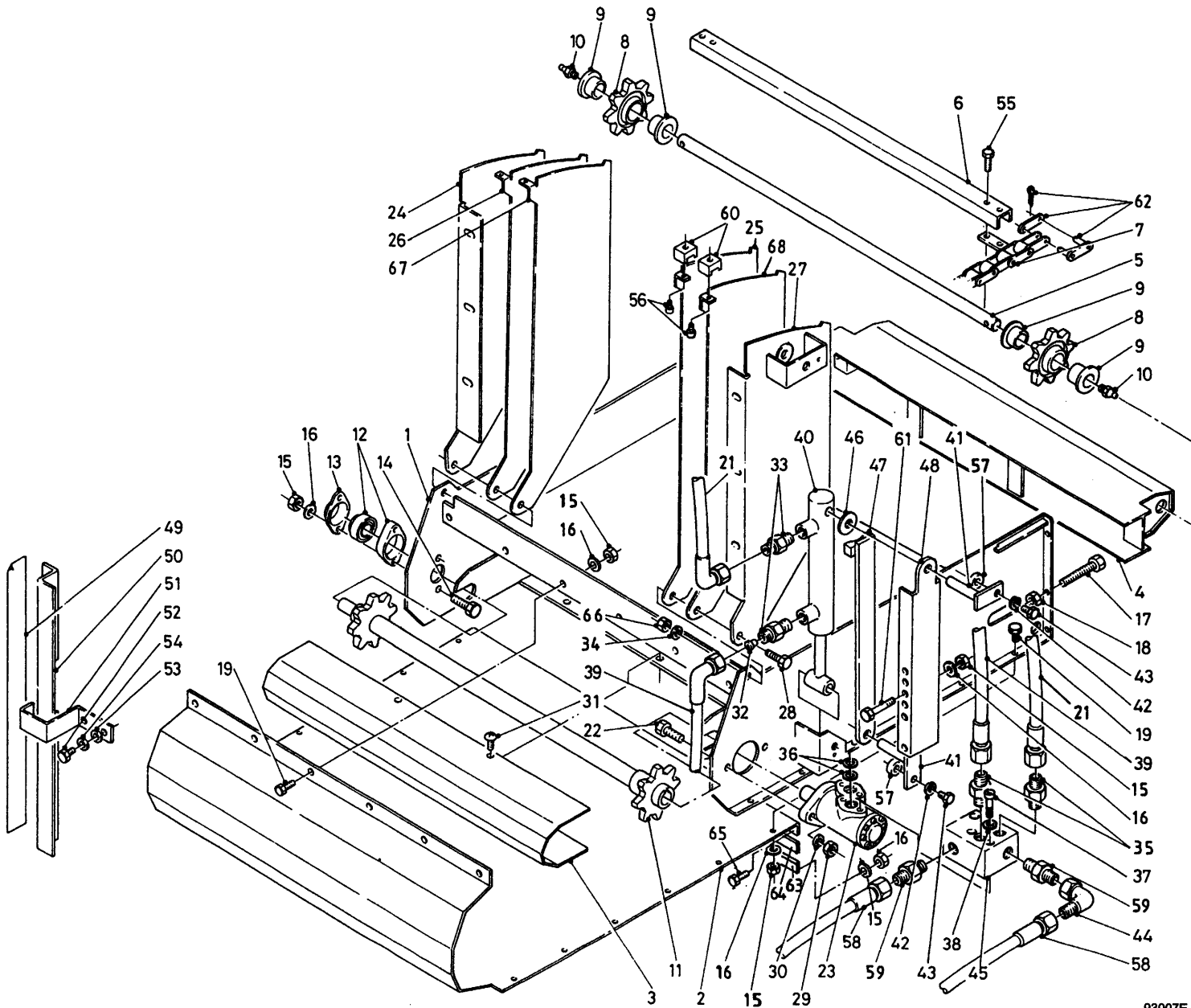
93007E

Bestelnummer	Bestellnummer	Ordernummer	Num. a commander
1A	13044	1	3'
1B	13104	1	4'
1C	13084	1	5'
1D	13085	1	7'
2A	29020	1	3'
2B	29238	1	4'
2C	29193	1	5'
2D	29185	1	7'
3	29014	1	
4	13045	1	
5	32303	1	
6	28967	6	
7A	39182	2	L=2150 3' Ø5,7
7B	39190	2	L=2750 4' Ø5,7
7C	39188	2	L=3350 5' Ø5,7
7D	39189	2	L=4550 7' Ø5,7
7E	39195	2	L=2150 3' Ø7,9
7F	39201	2	L=2750 4' Ø7,9
7G	39199	2	L=3350 5' Ø7,9
7H	39200	2	L=4550 7' Ø7,9
8	13031	2	
9	51767	4	
10	89505	2	
11	13030	1	
12	70084	1	
13	23304	1	
14	80840	2	M8 x 40
15	86208	31	M8
16	85108	51	M8
17	81017	2	M10 x 150
18	86110	2	M10
19	84805	36	M8 x 20
20	84420	4	M8 x 16
21	W50620	1	½" 600 RH
22	81250	2	M12 x 50
23A	51216	1	SAM BGE 250
23B	51001	1	Danfoss OMP 250
24	29021	1	
25	29024	2	
26	29023	1	

93007EL/11

92201/2

Afbeelding 17A : Opvoerketting serie 02  
 Abbildung 17A : Schrägförderkette Serie 02  
 Picture 17A : Extension chain serie 02  
 Illustration 17A : Chaîne latéral série 02



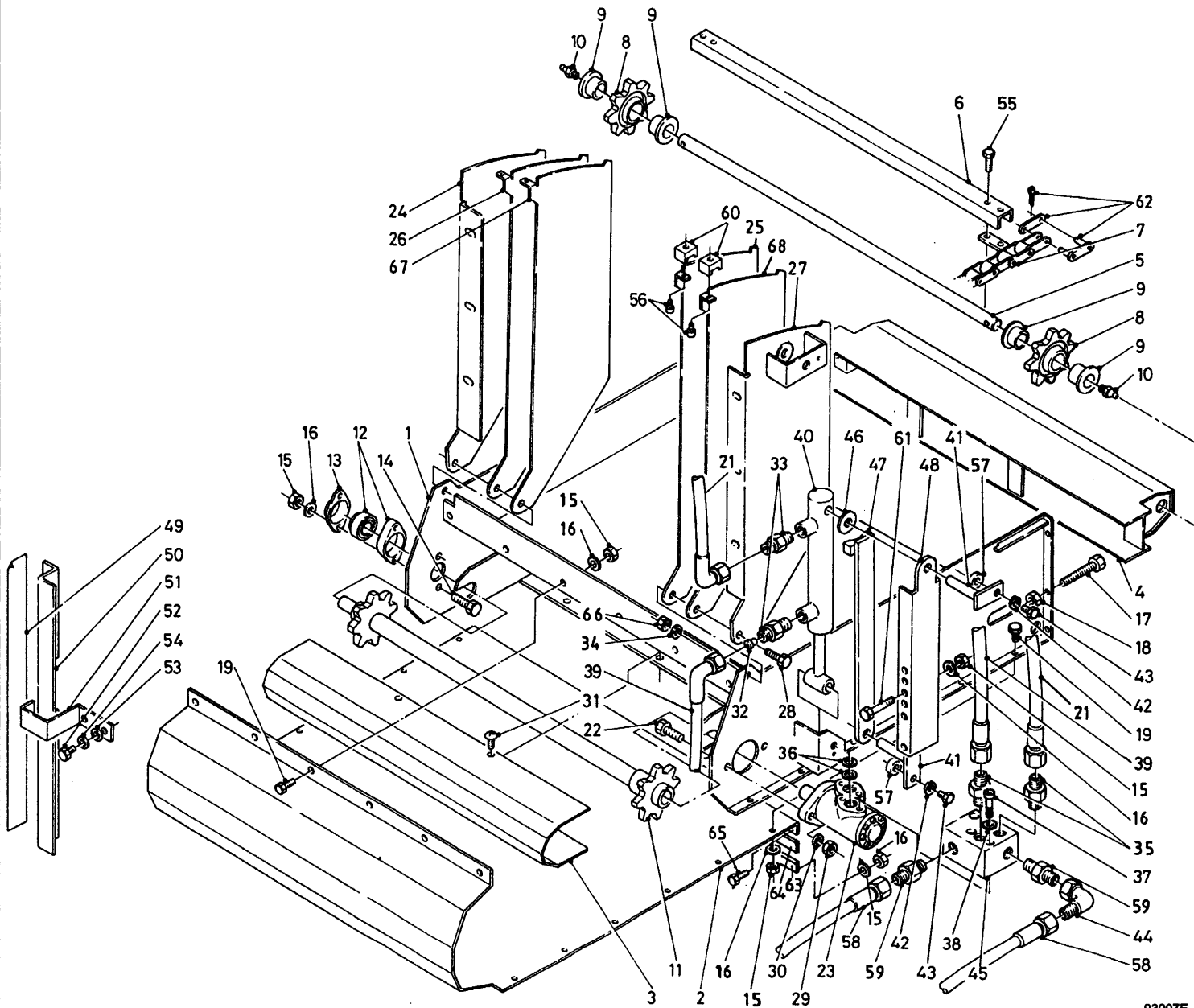
93007E

Bestelnummer	Bestellnummer	Ordernummer	Num. a commander
27	13049	1	
28	81650	2	M16 x 50
29	86212	2	M12
30	85112	2	M12
31	84926	28	M10 x 19
32	30726	1	Ø0,8
33	X50104	2	
34	85116	2	M16
35	X50114	2	
36	78088	2	Ø21.89x2.62/70
37	84449	4	M8 x 60
38	85009	4	M8
39	W50719	1	¼" 900 RH
40	51214	1	
41	13055	2	
42	85008	2	M8
43	80826	2	M8 x 25
44	X50143	1	
45	53483	1	
46	32305	1	
47	13054	1	
48	29046	1	
49	91143	1	
50	29073	1	
51	29074	1	
52	81016	1	M10 x 16
53	85110	2	M10
54	85010	2	M10
55	84420	2	M8 x 16
56	84420	4	
57	32324	1	
58	W50999	2	½" 5400 RR
59	X50102	1	
60	29217	4	
61	80890	2	M8 x 90
62A	39185	2	Ø5,7
62B	39194	2	Ø7,9
63	29395	1	
64	60411	1	
65	80826	9	M8 x 25

93007EL1/1

92201/2

Afbeelding 17A : Opvoerketting serie 02  
Abbildung 17A : Schrägförderkette Serie 02  
Picture 17A : Extension chain serie 02  
Illustration 17A : Chaîne latéral série 02



93007E

Bestelnummer  
Bestelnummer  
Ordernummer  
Num. a commander

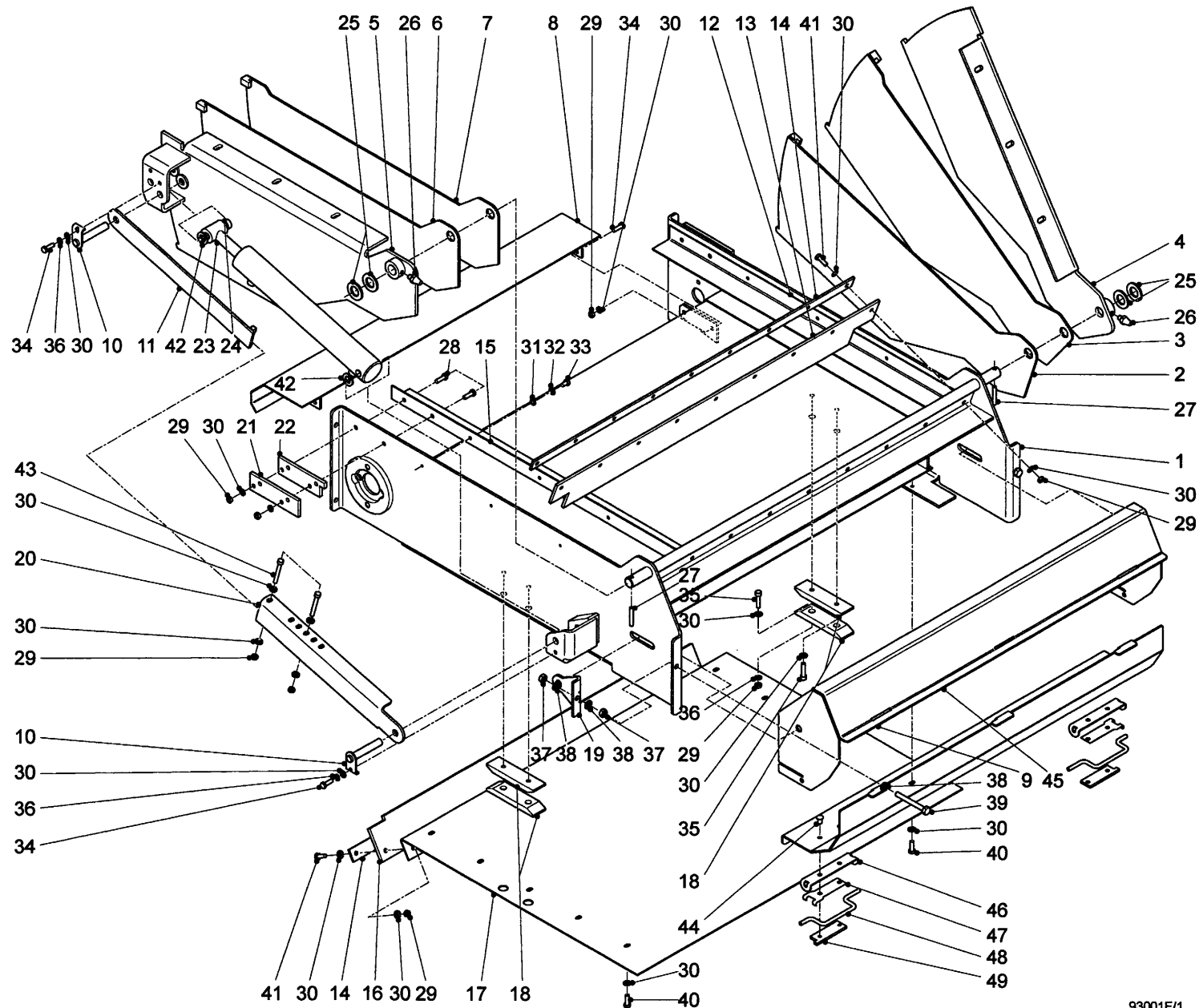
66	86216	2	M16
67	29025	1	
68	29026	1	
X	05358	1	SAM
Y	05357	1	Danfoss

93007EL/1/1



**92201/2**

Afbeelding 17B : Opvoerketting, frame |→ serie 03  
 Abbildung 17B : Schrägförderkette, Rahmen |→ Serie 03  
 Picture 17B : Extension chain, frame |→ serie 03  
 Illustration 17B : Chaîm latéral, châssis |→ série 03



93001E/1

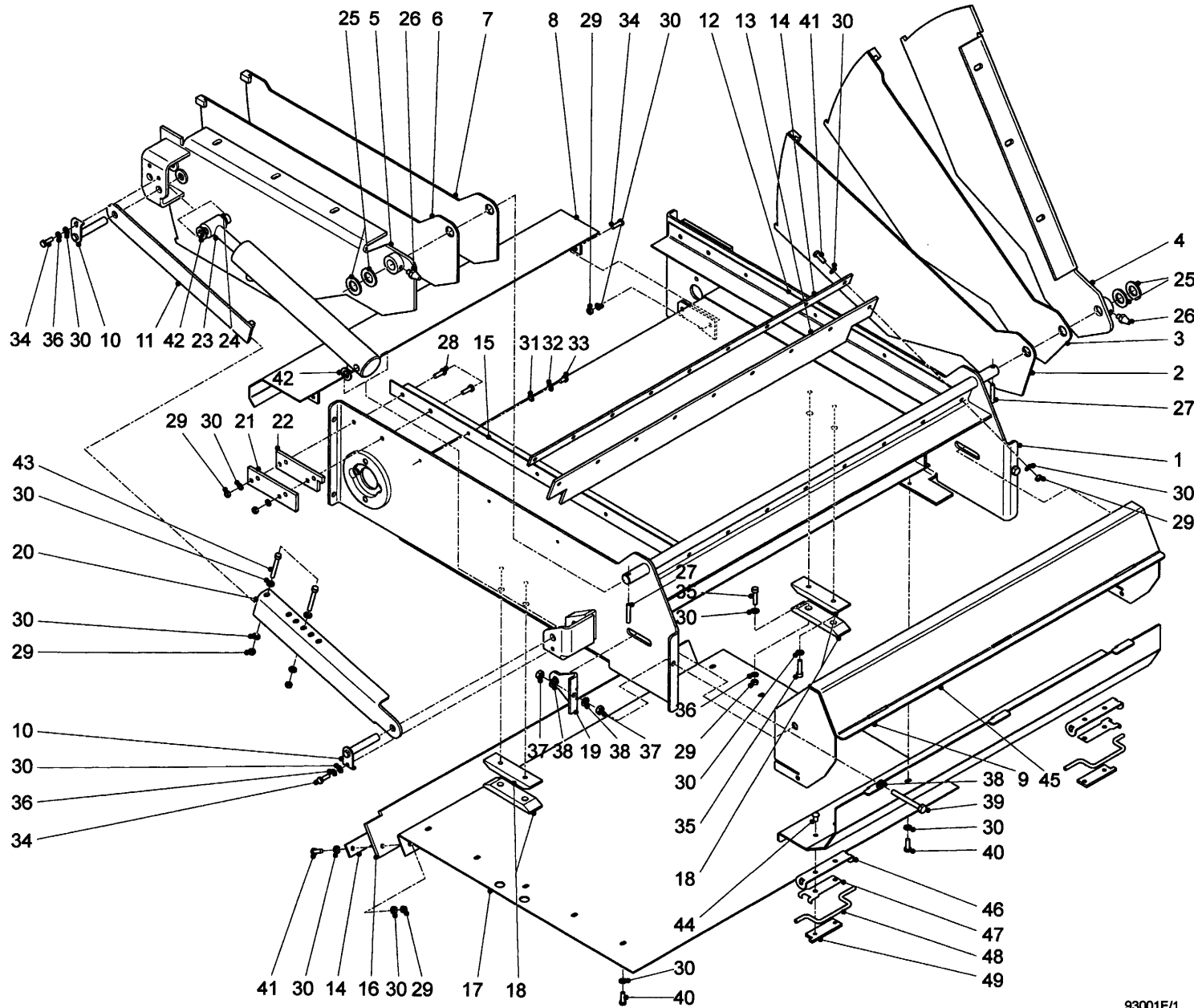
Bestelnummer  
 Bestellnummer  
 Ordernummer  
 Num. a commander

1A	13469	1	serie 03+04 3'
1B	13372	1	→ serie 05 3'
1C	13517	1	4'
1D	13446	1	5'
1E	13499	1	7'
2A	13376	1	3'
2B	13519	1	4'
2C	13449	1	5'
2D	13501	1	7'
3	13375	1	
4	13370	1	
5	13371	1	
6	13377	1	
7A	13378	1	3'
7B	13518	1	4'
7C	13448	1	5'
7D	13500	1	7'
8	13379	1	
9A	13381	1	→  serie 05 3'
9B	13573	1	→ serie 06 3'
10	13382	2	
11	13054	1	
12	42072	1	
13	60419	1	
14	29395	2	
15A	42073	2	3'
15B	42554	2	4'
15C	42312	2	5'
15D	42472	2	7'
16	60418	1	
17A	42068	1	serie 03+04 3'
17B	42190	1	→ serie 05 3'
17C	42550	1	4'
17D	42299	1	5'
17E	42473	1	7'
18	60421	4	
19	42083	2	
20	29046	1	
21	42048	2	
22	42049	2	

93001EL1/2

**92201/2**

Afbeelding 17B : Opvoerketting, frame |→ serie 03  
 Abbildung 17B : Schrägförderkette, Rahmen |→ Serie 03  
 Picture 17B : Extension chain, frame |→ serie 03  
 Illustration 17B : Chaî n latéral, châssis |→ série 03

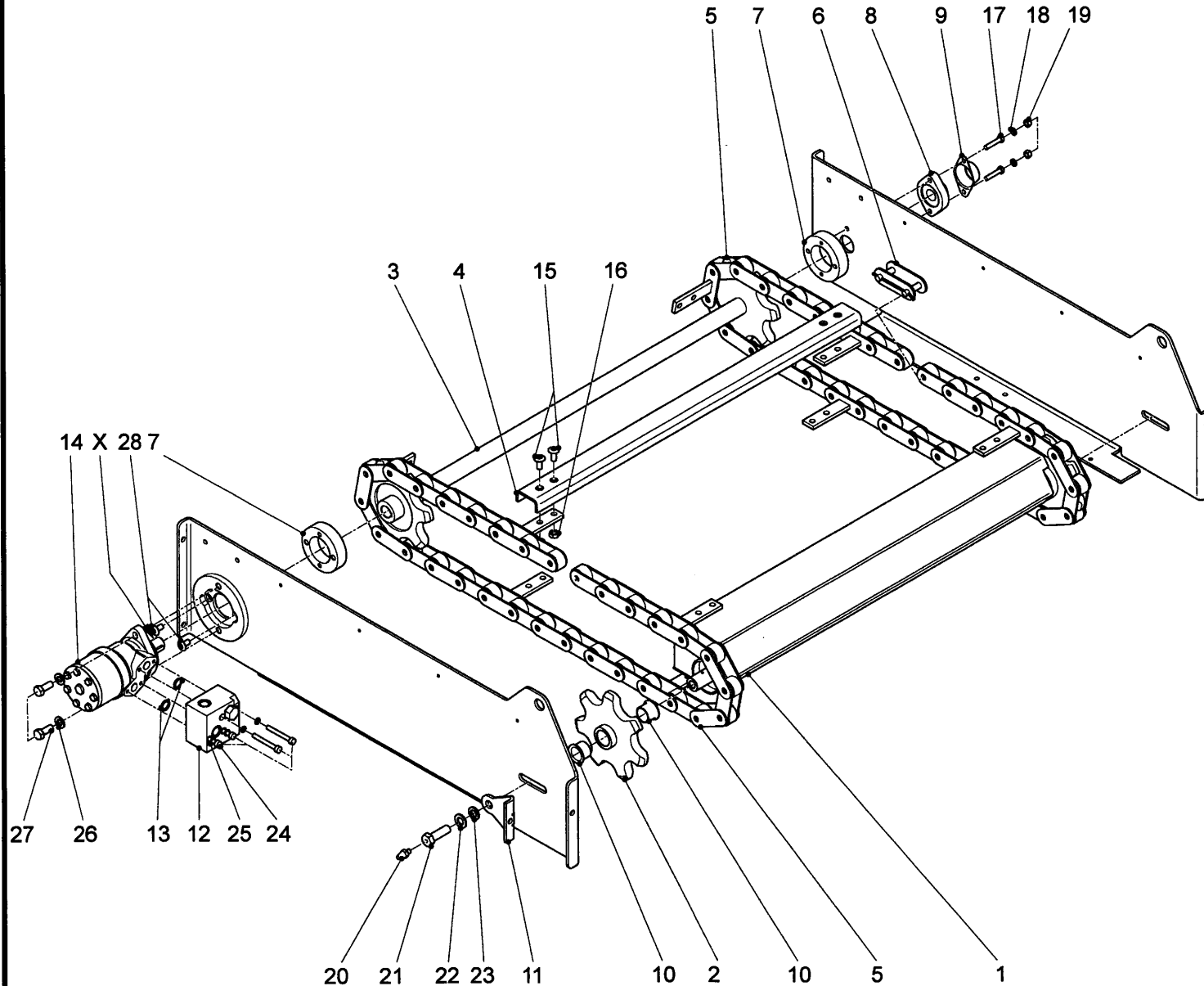


Bestelnummer  
 Bestellnummer  
 Ordernummer  
 Num. a commander

23	51214	1	
24	32326	1	
25	85124	4	M24
26	89505	2	M8x1
27	88050	2	Ø8x50
28	80840	4	M8x40
29	86208	32	M8
30	85108	70	M8
31	85106	8	M6
32	85006	8	M6
33	84710	8	M6x12
34	80826	6	M8x25
35	84802	8	M8x25
36	85008	6	M8
37	86110	4	M10
38	85123	6	M10
39	81091	2	M10x90
40	84704	10	M8x16
41	80831	18	M8x30
42	85116	2	M16
43	80891	2	M8x90
44	84806	4	M8x16
45	42730	1	→ serie 06 3'
46	42423	2	
47	65093	2	
48	42425	2	
49	42424	2	

**92201/2**

Afbeelding 17C : Opvoerketting, aandrijving |→ serie 03  
 Abbildung 17C : Schrägförderkette, Antriebsatz |→ Serie 03  
 Picture 17C : Extension chain, drive set |→ serie 03  
 Illustration 17C : Chaîna latéral, jeu d'entraînement |→ série 03



93002E

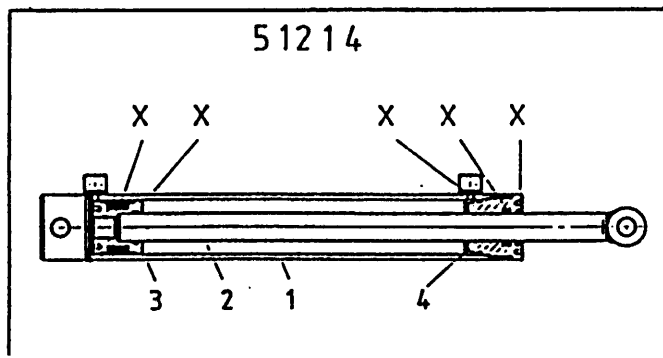
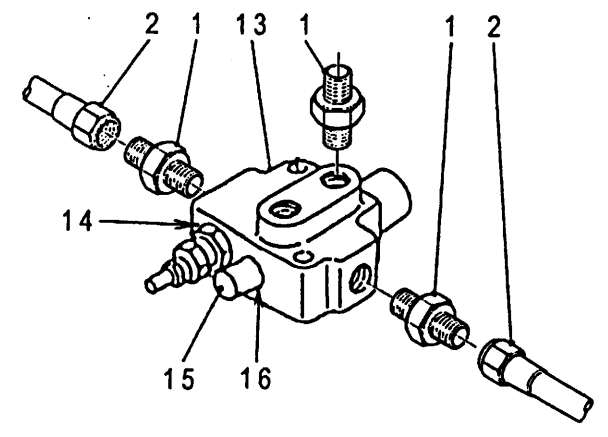
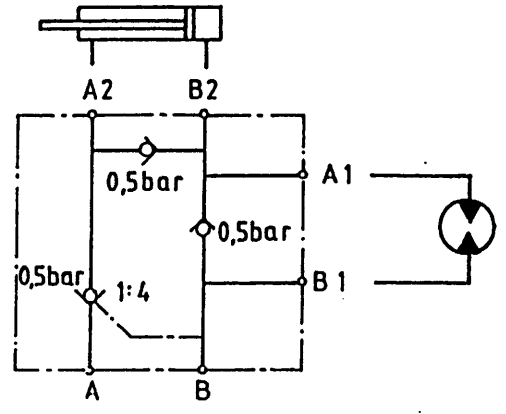
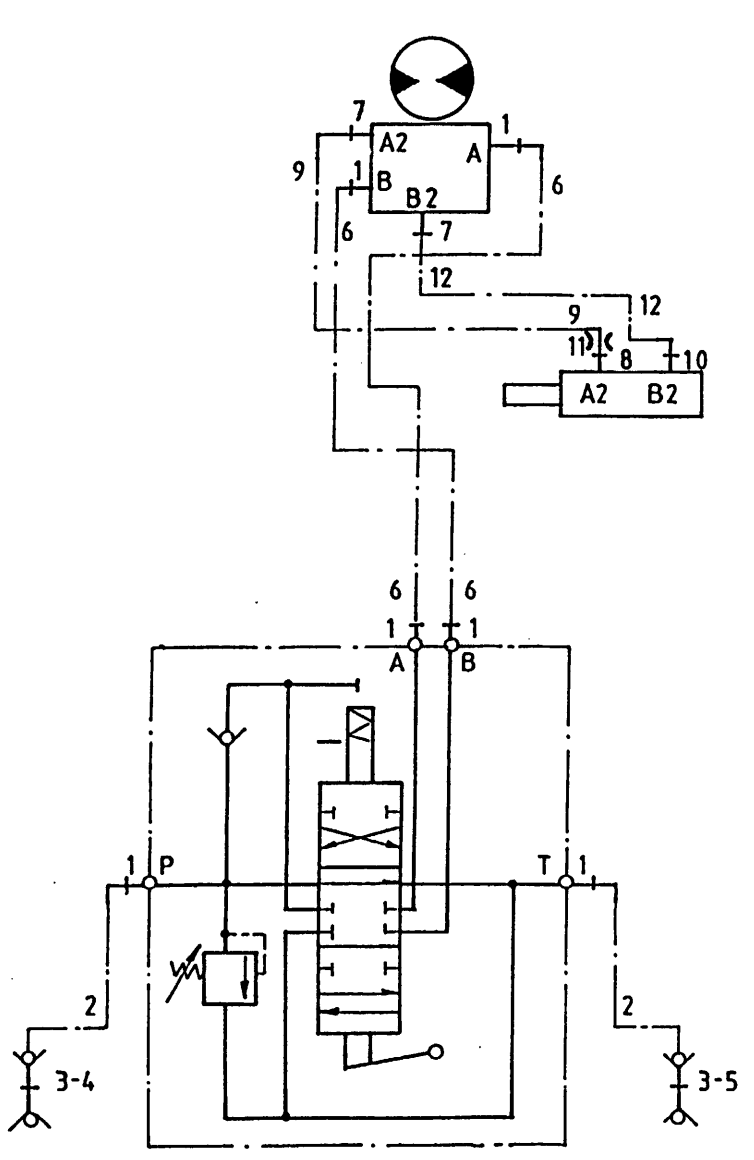
Bestelnummer  
 Bestellnummer  
 Ordernummer  
 Num. a commander

1	13380	1
2	13374	2
3	13373	1
4	42110	5
5A	39223	2 P=75 L=2175 3'
5B	39216	2 P=75 L=2775 4'
5C	39250	2 P=75 L=3375 5'
5D	39255	2 P=75 L=4575 7'
6	39218	2
7	32414	2
8	70084	1
9	23304	1
10	51747	4
11	42083	2
12	53483	1
13	78088	2 Ø21.89x2.62/70
14	51001	1 Sauer Danfoss OMP 250
15	84925	20 M10x23
16	86811	20 M10
17	84176	2 M8x60
18	85108	2 M8
19	86208	2 M8
20	89503	2 M6
21	81654	2 M16x50
22	85116	2 M16
23	85016	2 M16
24	84449	4 M8x60
25	85009	4 M8
26	85012	2 M12
27	81231	2 M12x30
28	84926	2 M10x19
X	05357	1

93002EL1/2

**92201/2**

Afbeelding 17D : Hydraulisch schema opvoerketting  
 Abbildung 17D : Hydraulik Plan Schrägförderkette  
 Picture 17D : Hydraulics side conveyor chain  
 Illustration 17D : Système hydraulique de chaîne latéral



Bestelnummer  
 Bestellnummer  
 Ordernummer  
 Num. a commander

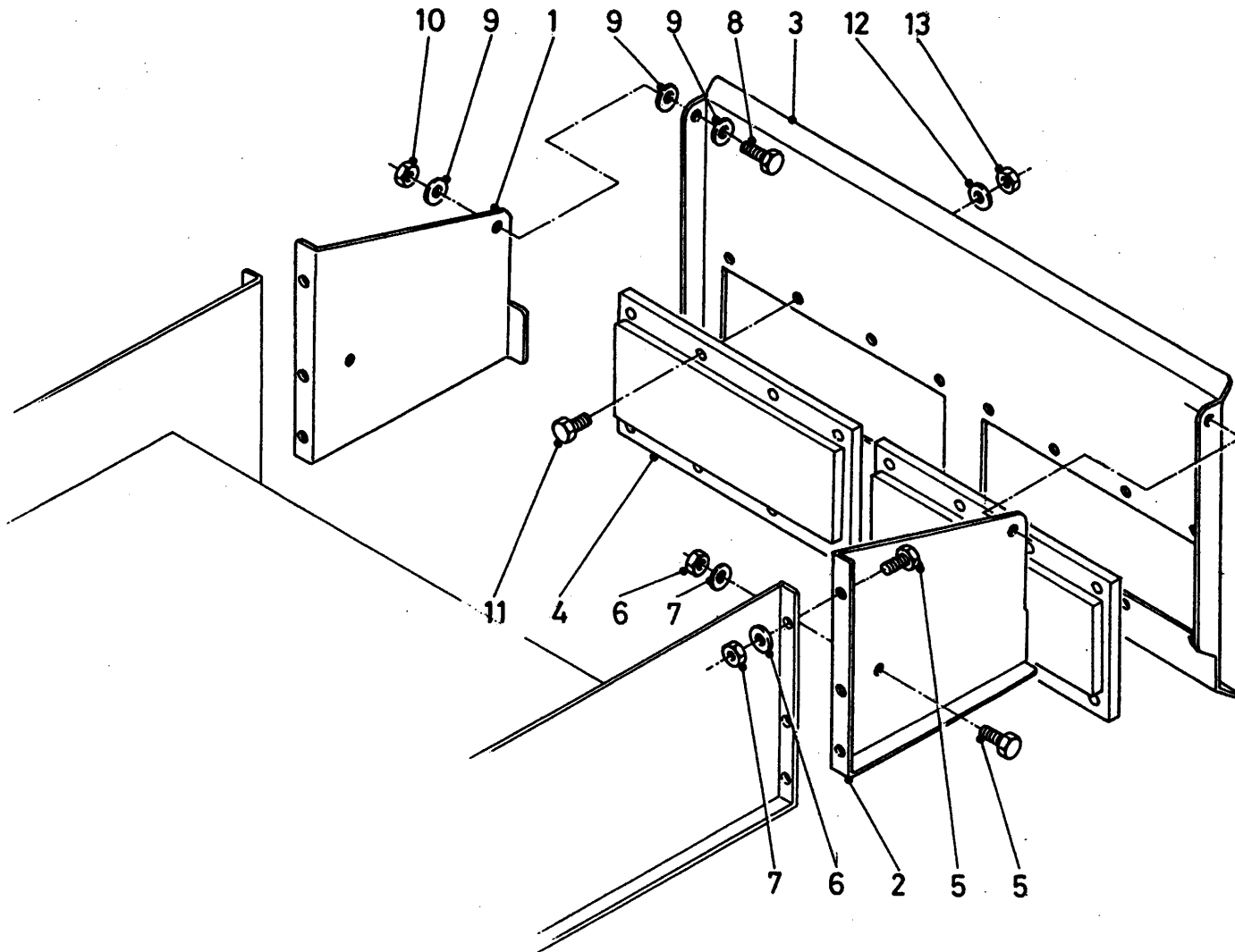
1	X50102	6
2	W50643	2 1/2" 2500 RH
3	53301	2
4	53302	1 Rood
5	53326	1 Blauw
6	W50999	2 1/2" 5400 RR
7	X50114	2
8	X50143	1
9	W50719	1 1/4" 900 RH
10	X50104	2
11	30726	1 Ø0,8
12	W50620	1 1/4" 600 RH
13	53002	1
14	78128	1 Ø17.86x2.62/70
15	53445	1
16	78126	2 Ø15.08x2.62/70

**51214**

1	13060	1
2	13059	1
3	32309	1
4	32308	1
X	05472	1

**92201/2**

- Afbeelding 18A : Magneet met verlengingsklep opvoerketting →| serie 02  
 Abbildung 18A : Magnet mit Verlängerungsklappe für Schrägförderkette →| Serie 02  
 Picture 18A : Magnet with deflector for chain extension →| serie 02  
 Illustration 18A : Bande magnétique chaîne latéral →| série 02

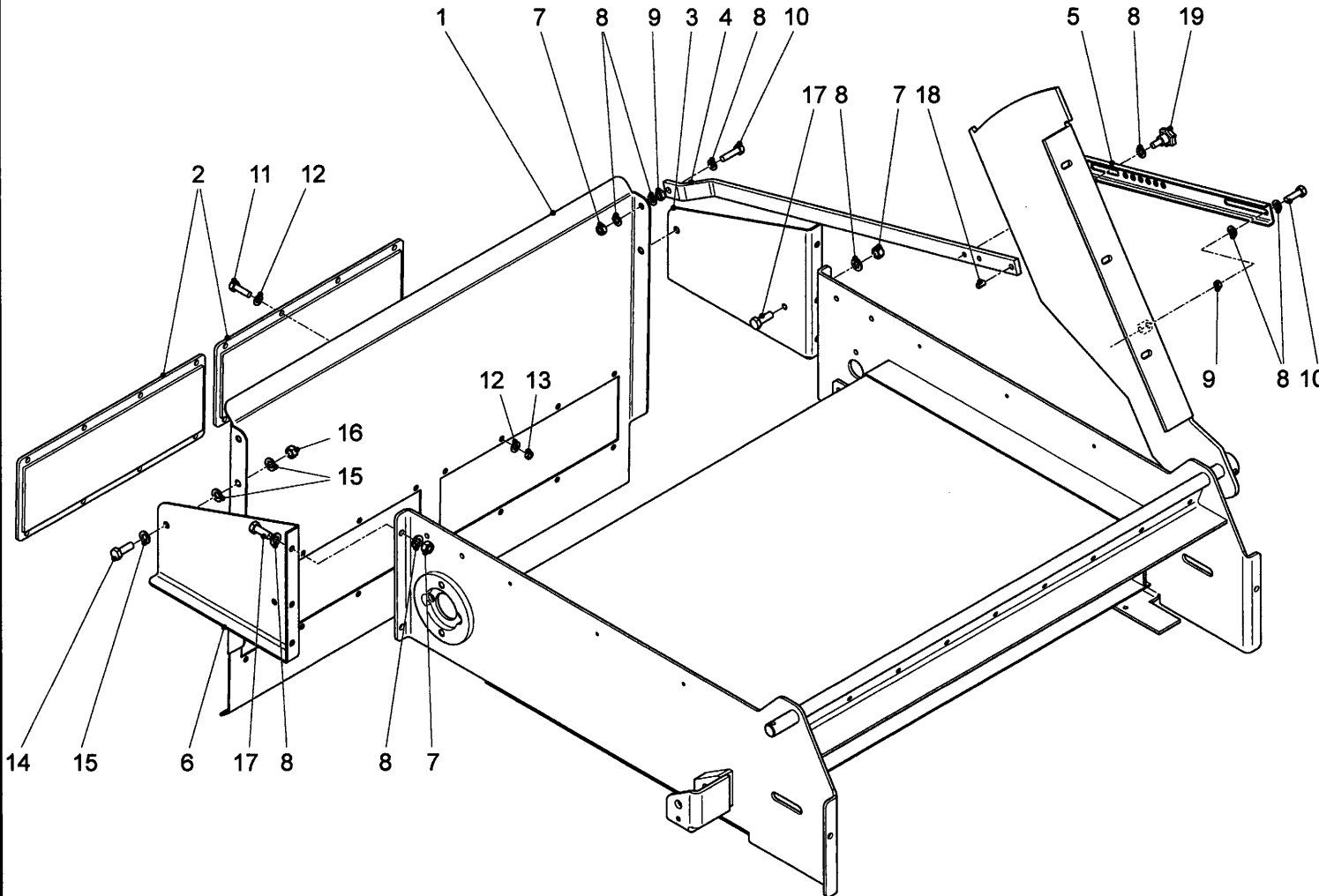


Bestelnummer  
 Bestellnummer  
 Ordernummer  
 Num. a commander

1	28966	1
2	28965	1
3	28964	1
4	90971	2
5	81026	6 M10 x 25
6	85110	6 M10
7	86210	6 M10
8	81231	2 M12 x 30
9	85112	6 M12
10	86212	2 M12
11	84805	16 M8 x 20
12	85108	16 M8
13	86208	16 M8

**92201/2**

- Afbeelding 18B : Magneet met verlengingsklep opvoerketting |→ serie 03  
 Abbildung 18B : Magnet mit Verlängerungsklappe für Schrägförderkette |→ Serie 03  
 Picture 18B : Magnet with deflector for chain extension |→ serie 03  
 Illustration 18B : Bande magnétique chaîne latéral |→ série 03

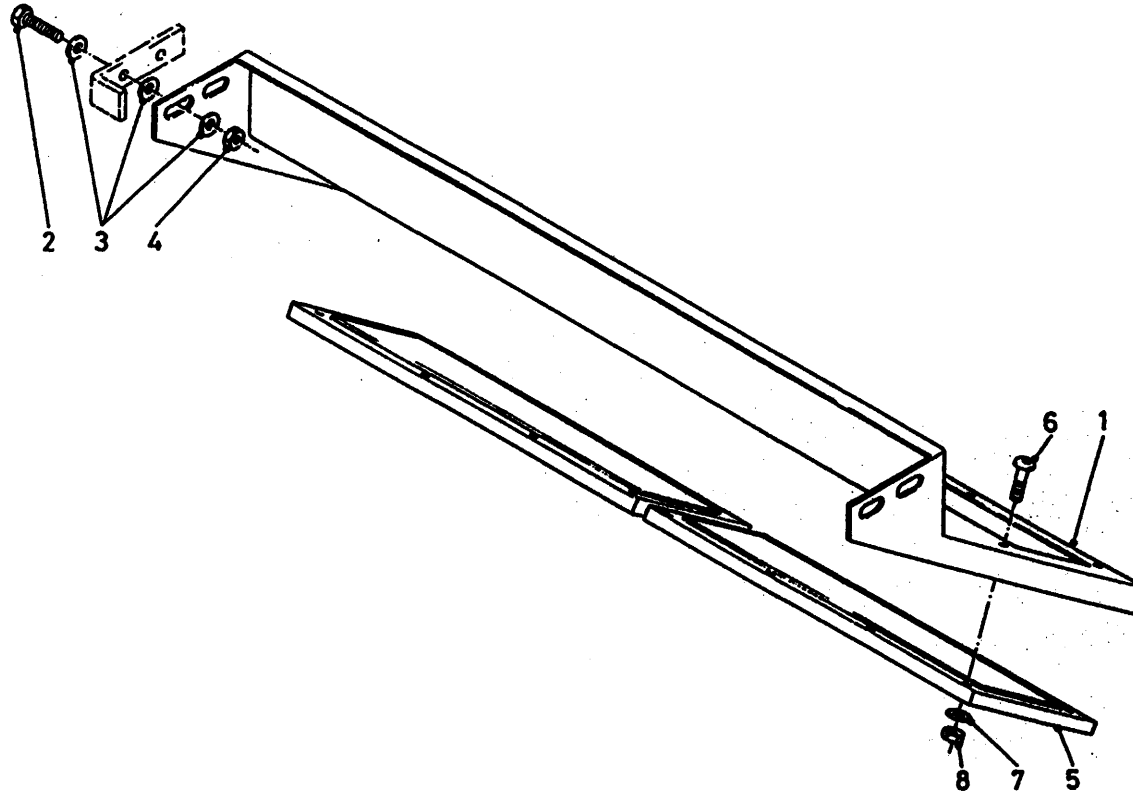


Bestelnummer  
 Bestellnummer  
 Ordernummer  
 Num. a commander

1	29975	1
2	90971	2
3	29536	1
4	29470	1
5	29384	1
6	29537	1
7	86210	7 M10
8	85110	16 M10
9	86110	2 M10
10	81036	2 M10x35
11	84805	16 M8x20
12	85108	32 M8
13	86208	16 M8
14	81236	2 M12x35
15	85112	6 M12
16	86212	2 M12
17	81026	6 M10x25
18	88116	1 Ø10x16
19	60215	1 M10

**92201/2**

Afbeelding 18C : Magneet ZK machines  
Abbildung 18C : Magnet ZK Machines  
Picture 18C : Magnet side conveyor  
Illustration 18C : Bande magnétique trappe latéral

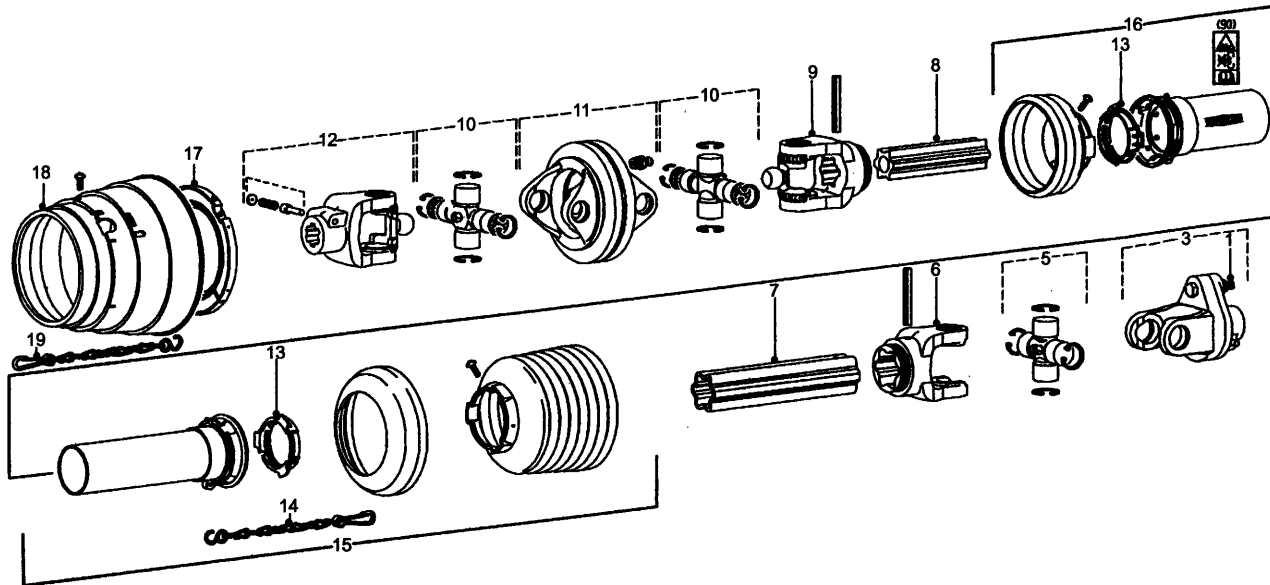


Bestelnummer  
Bestellnummer  
Ordernummer  
Num. a commander

1	12996	1	
2	81231	4	M12 x 30
3	85112	8	M12
4	86212	8	M12
5	90971	1	
6	84805	16	M8 x 20
7	85108	16	M8
8	86208	16	M8

**92201/2**

Afbeelding 19A : Aftakas 1200/1500  
 Abbildung 19A : Gelenkwelle 1200/1500  
 Picture 19A : PTO shaft 1200/1500  
 Illustration 19A : Arbre de prise de force 1200/1500



93004L

Bestelnummer  
 Bestellnummer  
 Ordernummer  
 Num. a commander

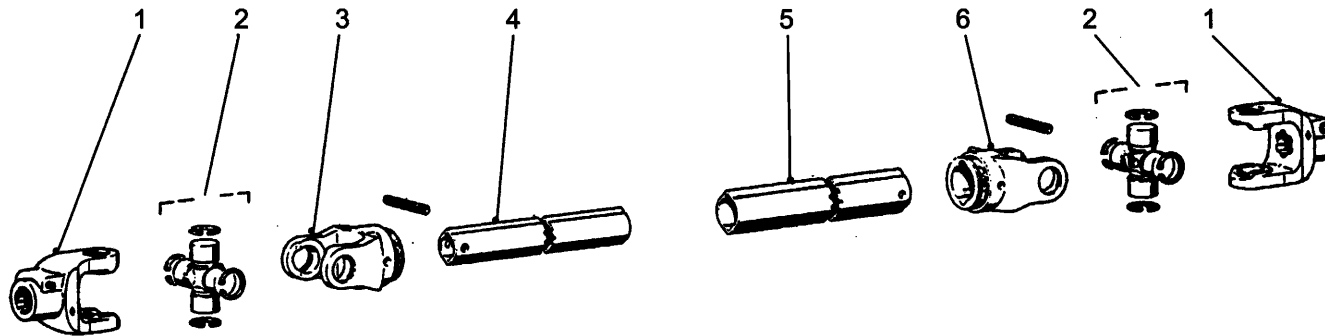
**90990 L=1610 WWE 2480**

1	81060	1	M10 x 60 8.8
3	94105	1	1 <sup>3</sup> / <sub>8</sub> - 6
5	90582	1	
6	94071	1	
7	90935	1	
8	90938	1	
9	94084	1	
10	94066	2	
11	90812	1	
12	90626	1	1 <sup>3</sup> / <sub>8</sub> - 6
13	90619	2	
14	90266	1	
15	94058	1	
16	94099	1	
17	94064	1	
18	94065	1	
19	94062	1	

93004LL1/3

**94097 / 94186 L=1050 / 1310 W2400**

1	90730	2	1 <sup>3</sup> / <sub>8</sub> - 6
2	90729	2	
3	94231	1	
4	90958	1	
5	90959	1	
6	94232	1	



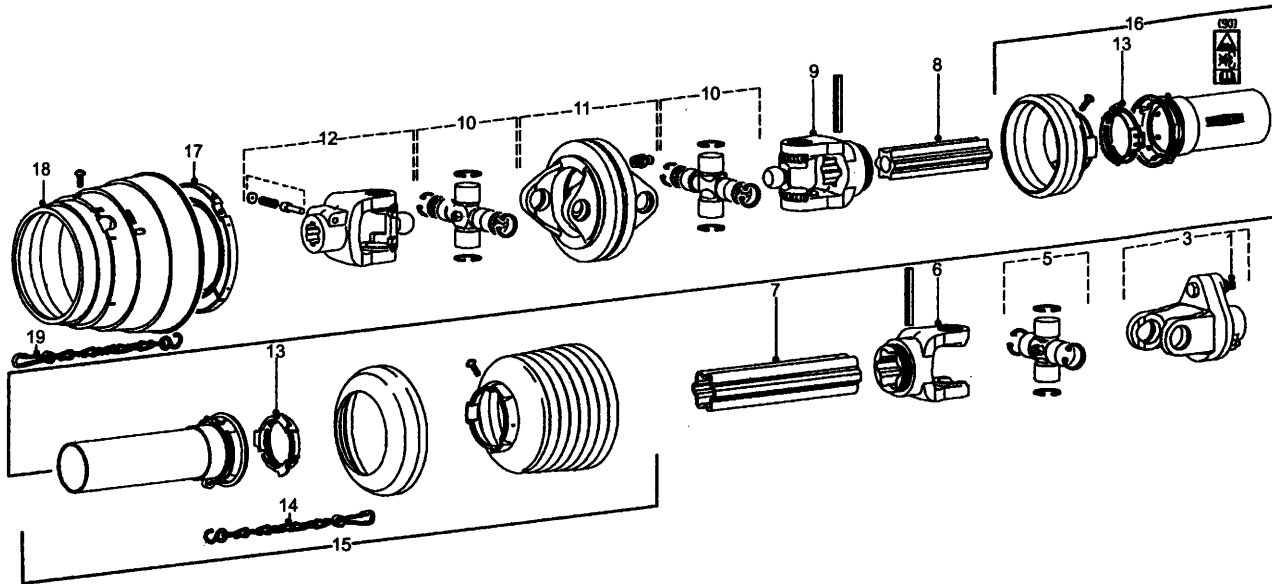
93003L

93003LL1



**92201/2**

Afbeelding 19B : Aftakas 1800  
 Abbildung 19B : Gelenkwelle 1800  
 Picture 19B : PTO shaft 1800  
 Illustration 19B : Arbre de prise de force 1800



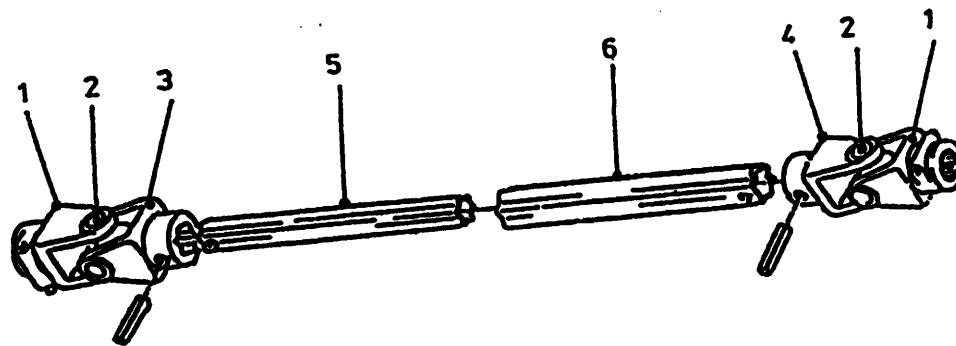
93004L

Bestelnummer  
 Bestellnummer  
 Ordernumber  
 Num. a commander

**90882 L=1610 WWE 2580**

1	81060	1	M10 x 60 8.8
3	90912	1	1 <sup>3</sup> / <sub>4</sub> - 6
5	90914	1	
6	90915	1	
7	90916	1	
8	90923	1	
9	90924	1	
10	94085	2	
11	90925	1	
12	90926	1	1 <sup>3</sup> / <sub>8</sub> - 6
13	90619	2	
14	90266	1	
15	94101	1	
16	94102	1	
17	94069	1	
18	94070	1	
19	94062	1	

93004LL2/1



93002L

**90903 L=1300 W2500**

1	90562	2	1 <sup>3</sup> / <sub>4</sub> - 20
2	90561	2	
3	90607	1	
4	90606	1	
5	90933	1	
6	90934	1	

93002LL2



Hinmanweg 19  
7575 BE Oldenzaal - Holland  
Postbus 134  
7570 AC Oldenzaal - Holland

e-mail: [info@triolet.nl](mailto:info@triolet.nl)  
<http://www.triolet.nl>

Tel.: 0541 - 57 21 21 / (+) 31 - 541 - 57 21 21  
Fax: 0541 - 57 21 25 / (+) 31 - 541 - 57 21 25

Voor onderdelen / Für Ersatzteile / For spareparts / Pour pièces

Tel.: 0541 - 57 21 36 / (+) 31 - 541 - 57 21 36  
Fax: 0541 - 57 21 40 / (+) 31 - 541 - 57 21 40