

Triolet Mullos


Mengdoseerwagen

Futter-, Misch- und Verteilwagen

Feeder Mixer

Mélangeuse - distributice

Solomix 1600 TD / 2400 TD



Onderdelenlijst/Ersatzteilliste/Spare parts list/Liste de Pièces de Rechange

Bestelnummer/Bestellnummer/Ordernummer/Numéro de commande 92180/1

Geldig vanaf productieserie nr./Gültig ab/Valid from Prod. Series No.: 01

A Partir du Série de production No.: 01

Inhoudsopgave

Afb.

1A	Stickers voorlossend
1B	Stickers zijlossend
1C	Stickers achterlossend
2A	Dissel voorlossend
2B	Dissel zijlossend- achterlossend
3A	Tandernstiel ongeremd Solomix 1600
3B	Ongeremde as en wiel Solomix 1600
4A	Tandernstiel met remsysteem
4B	Rem 300 x 60 met wiel Solomix 1600
4C	Rem 300 x 90 met wiel Solomix 20/2400
5	Speciale wielen
6	Frame voorlosser
7A	Frame zijlossende machine rechts voor / links achter
7B	Afdekklep zijlossende machine
7C	Doseerschuifset zijlossende machine
8	Frame achterlossende machine
9	Dwarverband
10	Standmelder doseerschuif
11A	Aandrijving mengvijzel 540 TPM
11B	Vijzelmessen
12	1000 TPM aandrijfsysteem
13	Doseerlep cilinder
14	Mechanische bediening
15	Electrische bediening
16A	Slangenschema directe aansluiting ZK en VL types
16B	Slangenschema voorlossend
16C	Slangenschema zijlossend
16D	Slangenschema achterlossend
17A	Slangenschema electrisch voorlossend
17B	Slangenschema electrisch zijlossend
17C	Slangenschema electrisch achterlossend
18	Electronisch weegsysteem
19	Vertragingkast
20	Hydraulische bediening contrames
21	Hydraulische steunpoot
22	Steunpoot met sensor en accu
23	Pneumatisch remsysteem
24A	Opoerband
24B	Hydrauliek schema opvoerband
25	Dwarverband tweezijdig lossend
26A	Opvoerketting
26B	Hydrauliek opvoerketting
26C	Opvoerketting, serie 02, rollenketting
26D	Hydrauliek opvoerketting, serie 02
27A	Magneet met verlengingsklep opvoerketting
27B	Magneet met opvoerband
27C	Magneet ZK machines
28A	Aftakas 1600 ZK/AL → 02 + reductiekast 540 TPM
28B	Aftakas 1600 ZK/AL → 03
28C	Aftakas 1600 VL
29	Aftakas 20/2400

Inhaltsverzeichnis

Abb.

1A	Aufkleber Entleerung vorne
1B	Aufkleber Entleerung seitlich
1C	Aufkleber Entleerung hinten
2A	Deichsel Entleerung vorne
2B	Deichsel Entleerung seitlich/hinten
3A	Pendelachse ohne Bremse Solomix 1600
3B	Achsstummel und Rad Solomix 1600
4A	Pendelachse mit Bremsanlage
4B	Bremse 300x60 mit Rad Solomix 1600
4C	Bremse 300x90 mit Rad Solomix 20/2400
5	Spezial Räder
6	Rahmen Dosierung vorne
7A	Rahmen seitliche Entleerung rechts vorne / links hinten
7B	Abdeckkappe seitliche Entleerung
7C	Dosierschiebersatz seitliche Entleerung
8	Rahmen Entleerung hinten
9	Querförderband
10	Dosierschieber Anzeiger
11A	Schnecke und Antrieb 540 U/M
11B	Schnecke Messer
12	1000 U/M Antriebskomponente
13	Auswurfschiebe zylinder
14	Mechanische Fernbedienung
15	Elektrische Bedienung
16A	Hydraulik Plan Direkt Anschluss ZK und VL Types
16B	Hydraulik Plan Entleerung vorne
16C	Hydraulik Plan Entleerung seitlich
16D	Hydraulik Plan Entleerung hinten
17A	Hydraulik Plan Elektrische Entleerung vorne
17B	Hydraulik Plan Elektrische Entleerung seitlich
17C	Hydraulik Plan Elektrische Entleerung hinten
18	Elektronische Waage
19	Reduziergetriebe
20	Hydraulische Fernbedienung
21	Hydraulischer Stützfuß
22	Stützfuß mit Wiegestab und Batterie
23	Druckluftbremse
24A	Querband Verlängerung
24B	Schaltplan Querband Verlängerung
25	Querband Beidseitige Entleerung
26A	Schräg Förderkette
26B	Hydraulic Plan Schrägförderkette
27A	Magnet mit Verlängerungsklappe für Schrägförderkette
27B	Magnet für Querband Verlängerung
27C	Magnet ZK machines
28A	Gelenkwelle 1600 ZK/AL → 02 +Reduziergetriebe 540 U/M
28B	Gelenkwelle 1600 ZK/AL → 03
28C	Gelenkwelle 1600 VL
29	Gelenkwelle 20/2400

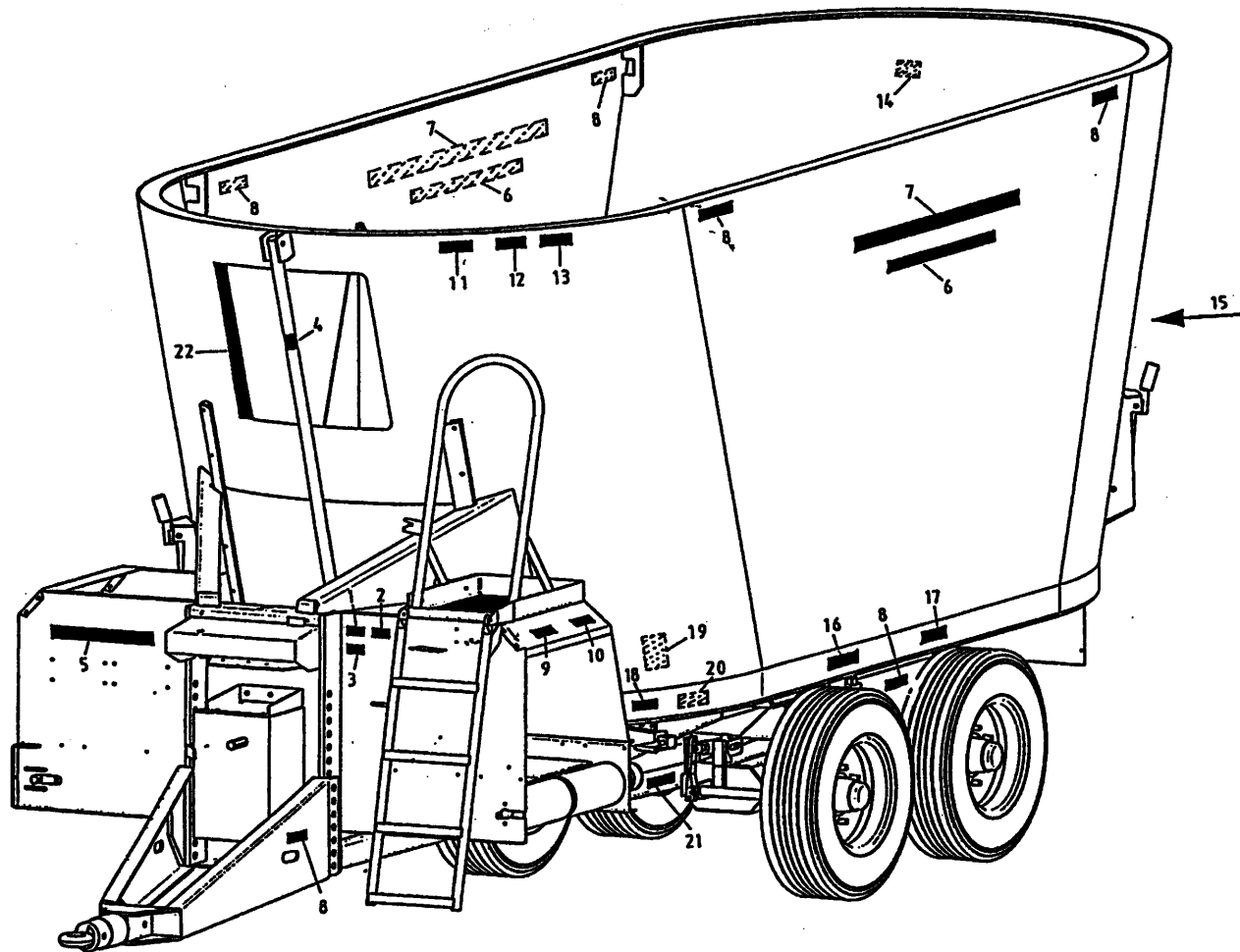
Contents

Picture

1A	Decals front discharge
1B	Decals side discharge
1C	Decals rear discharge
2A	Drawbar front discharge
2B	Drawbar side-rear discharge
3A	Balancer without brake system Solomix 1600
3B	Axle stub and wheel Solomix 1600
4A	Balancers with brake system
4B	Brake 300x60 with wheel Solomix 1600
4C	Brake 300x90 with wheel Solomix 20/2400
5	Special wheels
6	Frame front discharge
7A	Frame side discharge front right / rear left
7B	Shutterplate side discharge
7C	Slideset side discharge
8	Frame rear discharge
9	Side conveyor
10	Slide position indicator
11A	Auger and 540 RPM drive system
11B	Auger knives
12	1000 RPM drive system
13	Slide cilinder
14	Mechanical remote control
15	Electrical remote control
16A	Hydraulics direct connection ZK and VL types
16B	Hydraulics front discharge
16C	Hydraulics side discharge
16D	Hydraulics rear discharge
17A	Hydraulic scheme electric front discharge
17B	Hydraulic scheme electric side discharge
17C	Hydraulic scheme electric rear discharge
18	Electronic weighing system
19	Reduction gearbox
20	Hydraulic control counter knife
21	Hydraulic support
22	Hydraulic support with weighing sensor
23	Air brake system
24A	Side conveyor extension
24B	Hydraulic scheme belt extension
25	Dual side conveyor
26A	Extension chain
26B	Hydraulic scheme extension chain
26C	Extension chain, serie 02, roller chain
26D	Hydraulics side conveyor chain, serie 02
27A	Magnet with deflector for chain extension
27B	Magnet for side conveyor extension
27C	Magnet side conveyor
28A	PTO shaft 1600 → 02 + reduction gearbox 540 rpm
28B	PTO shaft 1600 ZK/AL → 03
28C	PTO shaft 1600 VL
29	PTO - Shaft 20/2400

92180/1

Afbeelding 1A: Stickers voorlossend
 Abbildung 1A: Aufkleber Entleerung vorne
 Figure 1A: Decals front discharge



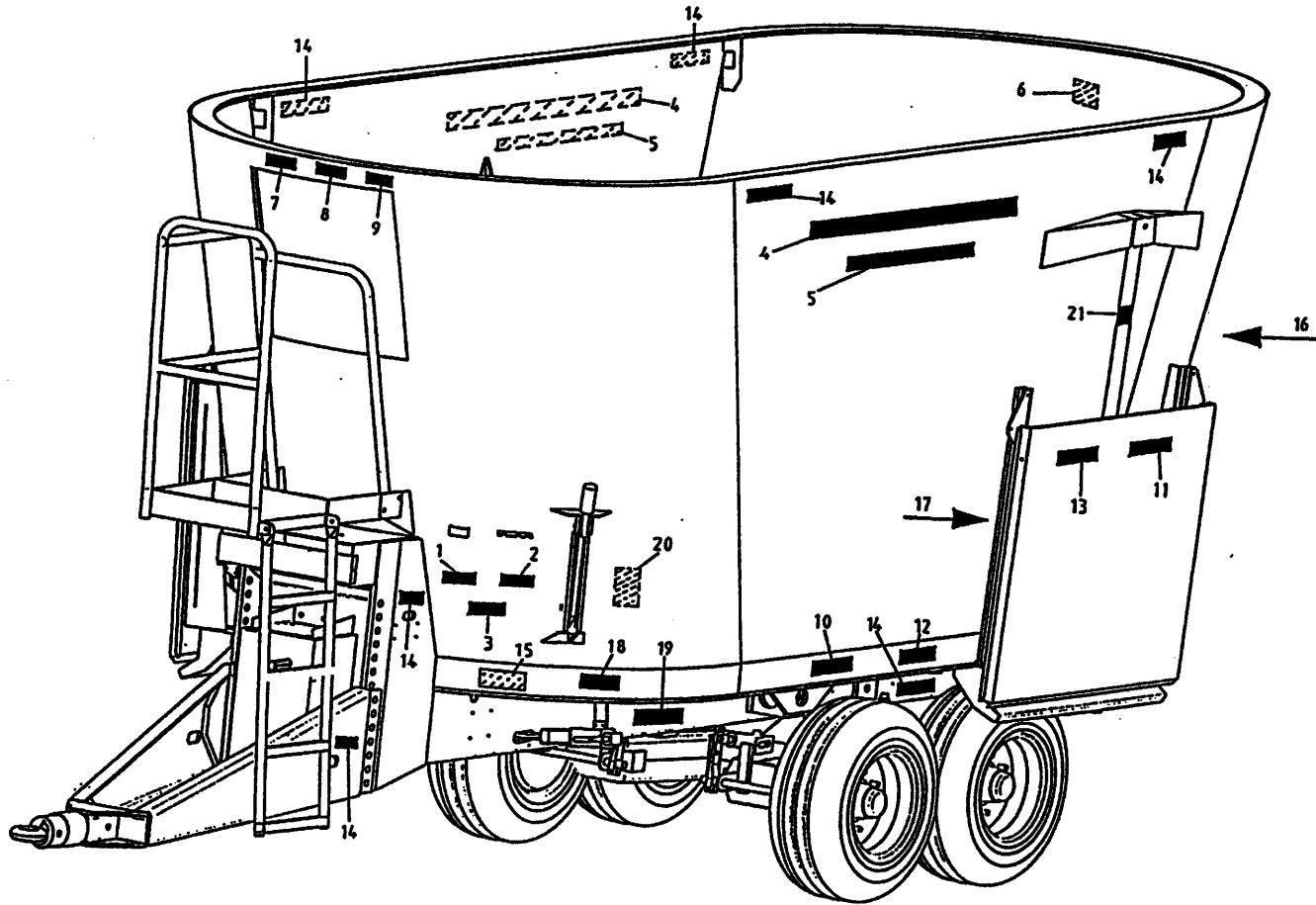
bestelnummer
 ordernummer
 Num. à commander
 Bestellnummer

1	91160	1	
2	91159	1	
3	91243	1	
4	91182	1	
5	91247	1	
6A	91302	2	1600
6B	91303	2	2000
6C	91344	2	2400
7	91304	2	
8	91183	10	
9	91162	2	
10	91152	2	
11	91245	1	
12	91240	1	
13	91242	1	
14	91241	1	
15A	91331	1	8 kmh
15B	91220	1	25 kmh
16	91228	2	
17A	91323	2	4.0 bar 1600
17B	91330	2	6.0 bar 20/2400
18	91335	1	
19	91340	1	
20	91118	1	
21	91333	4	
22	91143	1	

92180/1

Afbeelding 1B: Stickers zijlossend
 Abbildung 1B: Aufkleber Entleerung seitlich
 Figure 1B: Decals side discharge

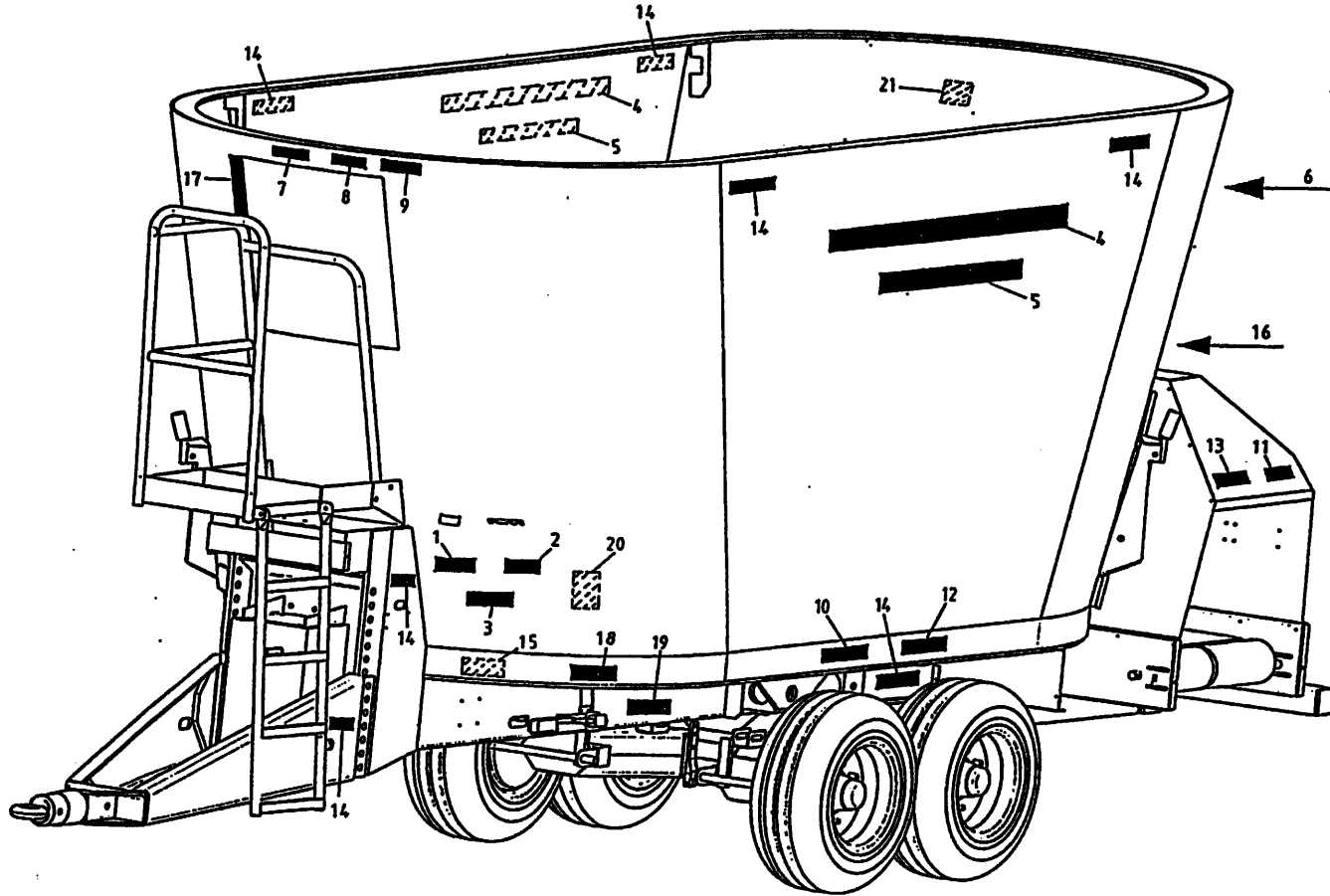
bestelnummer
 ordernummer
 Num. à commander
 Bestellnummer



1	91160	1	
2	91159	1	
3	91243	1	
4	91304	2	
5A	91302	2	1600
5B	91303	2	2000
5C	91344	2	2400
6	91241	1	
7	91245	1	
8	91240	1	
9	91242	1	
10	91228	2	
11	91211	2	
12A	91323	2	4.0 bar 1600
12B	91330	2	6.0 bar 20/2400
13	91327	2	
14	91183	10	
15	91118	1	
16A	91331	1	8 kmh
16B	91220	1	25 kmh
17	91143	2	
18	91335	1	
19	91333	4	
20	91340	1	
21	91182	1	

92180/1

Abbeelding 1C: Stickers achterlossend
 Abbildung 1C: Aufkleber Entleerung hinten
 Figure 1C: Decals rear discharge

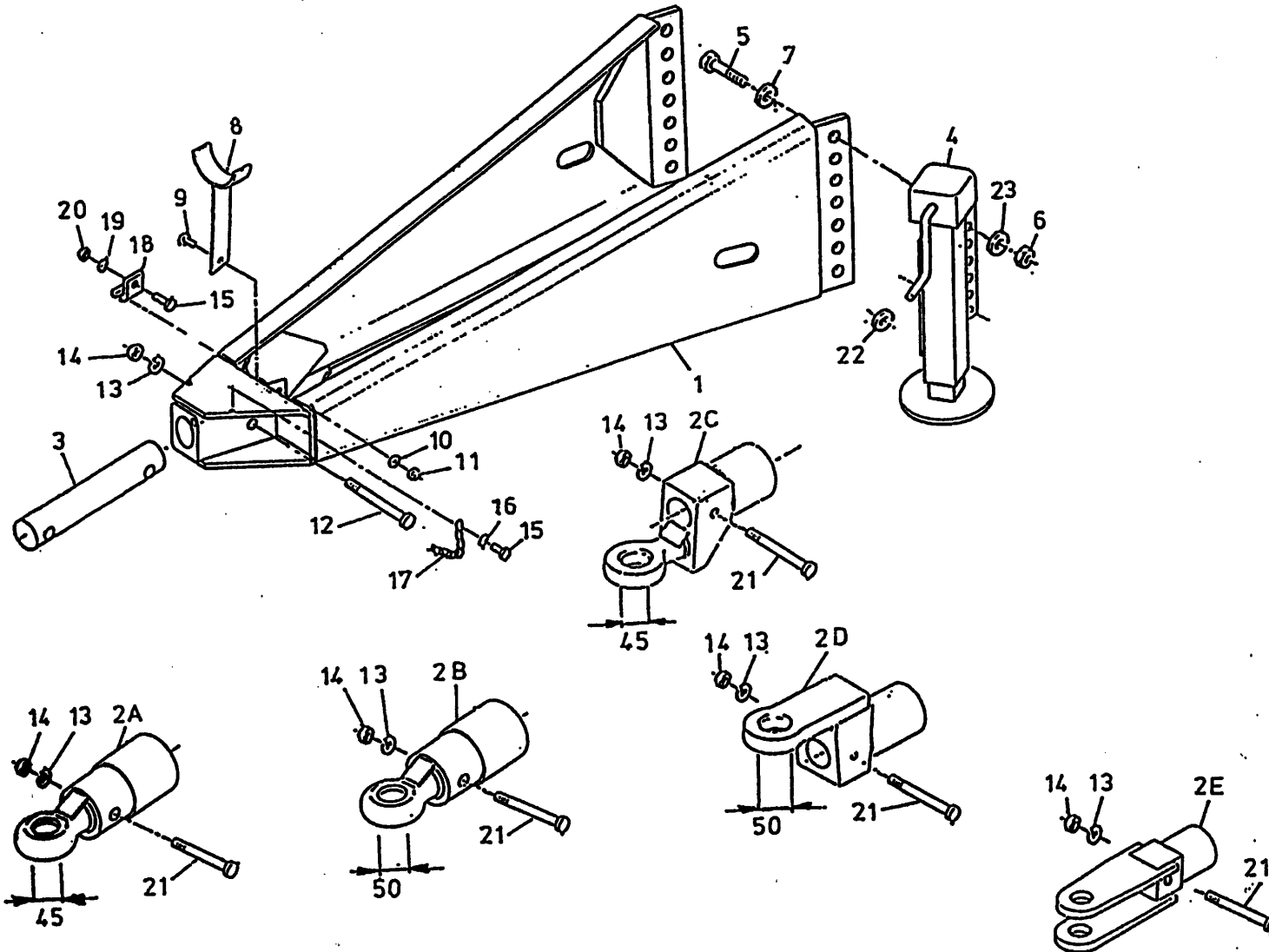


bestelnummer
 ordernummer
 Num. à commander
 Bestellnummer

1	91160	1	
2	91152	1	
3	91243	1	
4	91304	2	
5A	91302	2	1600
5B	91303	2	2000
5C	91344	2	2400
6	91182	1	
7	91245	1	
8	91240	1	
9	91242	1	
10	91228	2	
11	91152	2	
12A	91323	2	4.0 bar 1600
12B	91330	2	6.0 bar 20/2400
13	91162	2	
14	91183	10	
15	91118	1	
16A	91331	1	8 kmh
16B	91220	1	25 kmh
17	91143	1	
18	91335	1	
19	91333	4	
20	91340	1	
21	91241	1	

92180/1

Afbeelding 2A: Dissel voorlossend
 Abbildung 2A: Deichsel Entleerung vorne
 Figure 2A: Drawbar front discharge

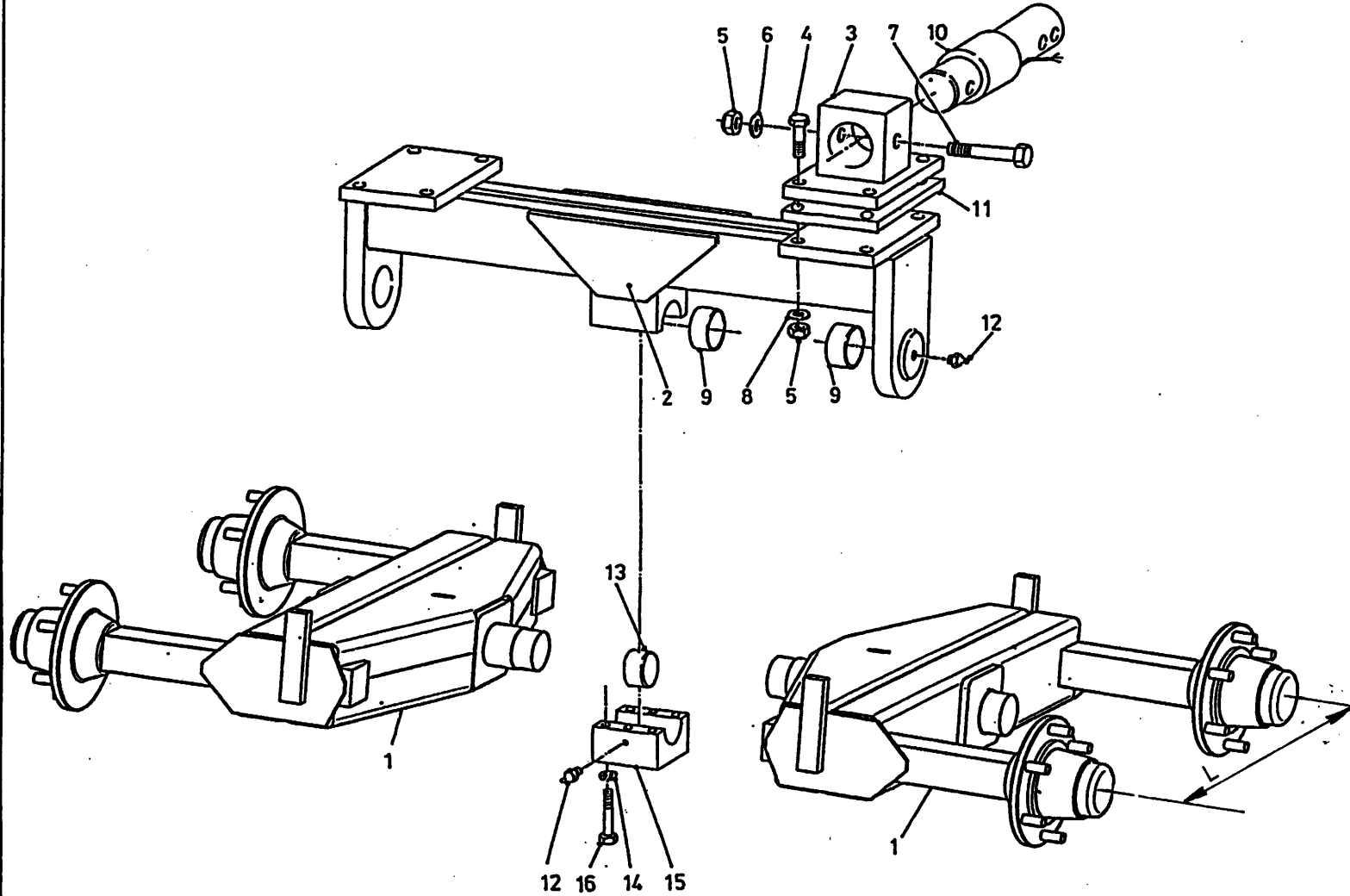


bestelnummer
 ordernummer
 Num. à commander
 Bestellnummer

1	12959	1	
2A	12229	1	Ø45
2B	12560	1	Ø50
2C	12230	1	Ø45
2D	12612	1	Ø50
2E	12785	1	
3	31746	1	Ø63,5
4	11946	1	
5	82409	5	M24 x 90 8.8
6	86124	5	M24
7	85124	5	M24
8	11709	1	
9	81026	1	M10 x 25
10	85110	1	M10
11	86210	1	M10
12	82014	1	M20 x 140 12.9
13	85020	2	M20
14	86220	2	M20
15	80831	2	M8 x 30
16	85109	1	M8
17	39136	1	
18	24528	1	
19	85109	1	M8
20	86208	1	M8
21	82013	1	M80 x 130 12.9
22	31627	1	
23	85024	5	M24

92180/1

Afbeelding 3A: Tandemstel ongeremd Solomix 1600
 Abbildung 3A: Pendelachse ohne Bremse Solomix 1600
 Figure 3A: Balancers without brake system Solomix 1600

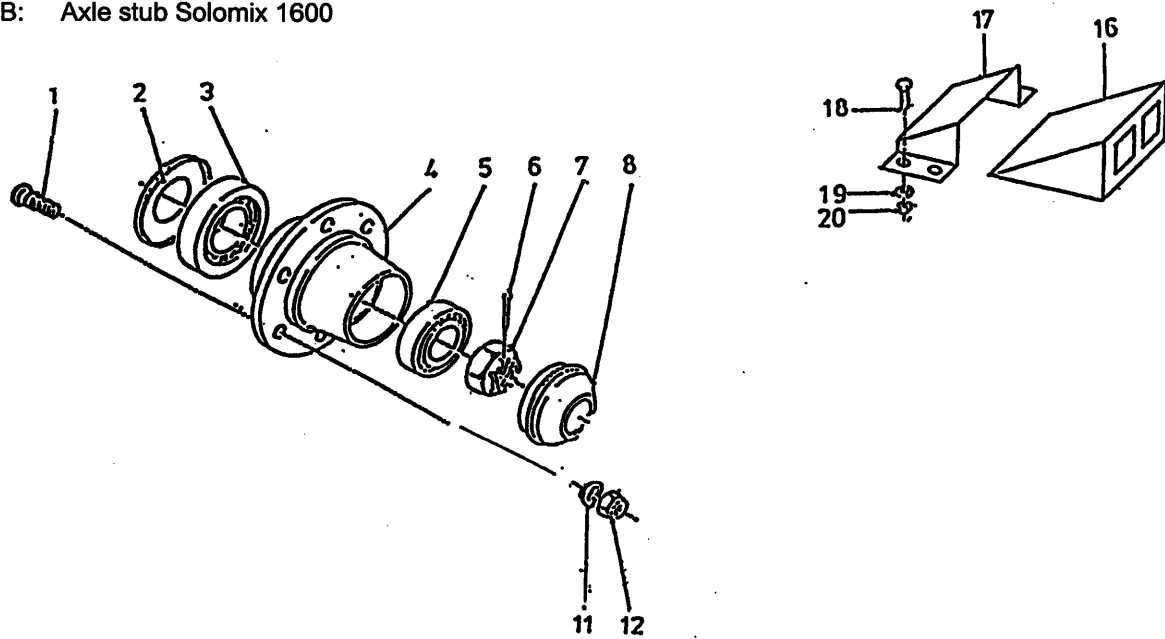


bestelnummer
 ordernummer
 Num. à commander
 Bestellnummer

1A	13003	2	1600 → 02 L=775
1B	13004	2	1600 → 02 L=990
2	12849	1	1600 → 02
3	12848	2	
4	82409	8	M24 x 90
5	86124	12	M24
6	85124	4	M24
7	82418	4	M24 x 180 12.9
8	85024	8	M24
9	51897	4	
10	90841	2	
11	28244	2	H=25
12	89505	1	M8 x 1
13	32193	1	
14	85016	6	
15	32187	1	
16	84494	6	M16 x 120 12.9

92180/1

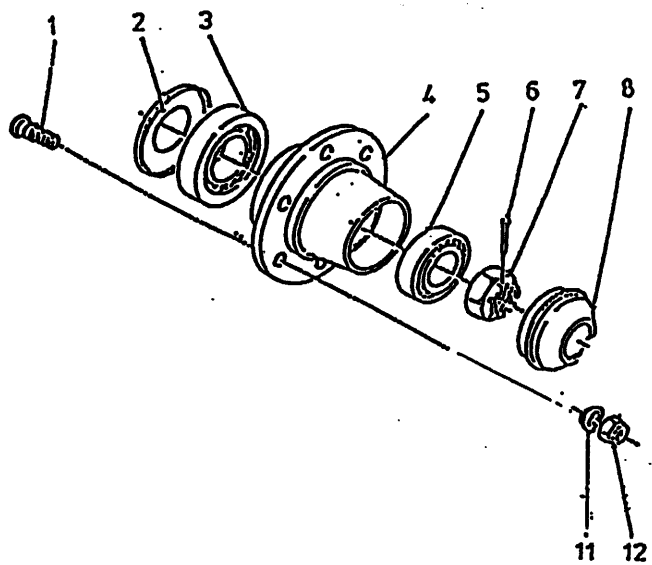
Afbeelding 3B: Ongeremde as Solomix 1600
 Abbildung 3B: Achsstummel Solomix 1600
 Figure 3B: Axle stub Solomix 1600



bestelnummer
 ordernummer
 Num. à commander
 Bestellnummer

70 (13003)

1	84939	24	M8 x 1.5 L=60/65
2	90790	4	
3	70149	4	30213
4	90787	4	
5	70137	4	32210
6	90758	4	
7	90789	4	
8	90781	4	
11	90521	24	
12	90519	24	M18 x 1.5 H=18
16	90402	2	
17	90403	2	
18	80821	8	M8 x 20
19	85108	16	M8
20	86208	8	M8

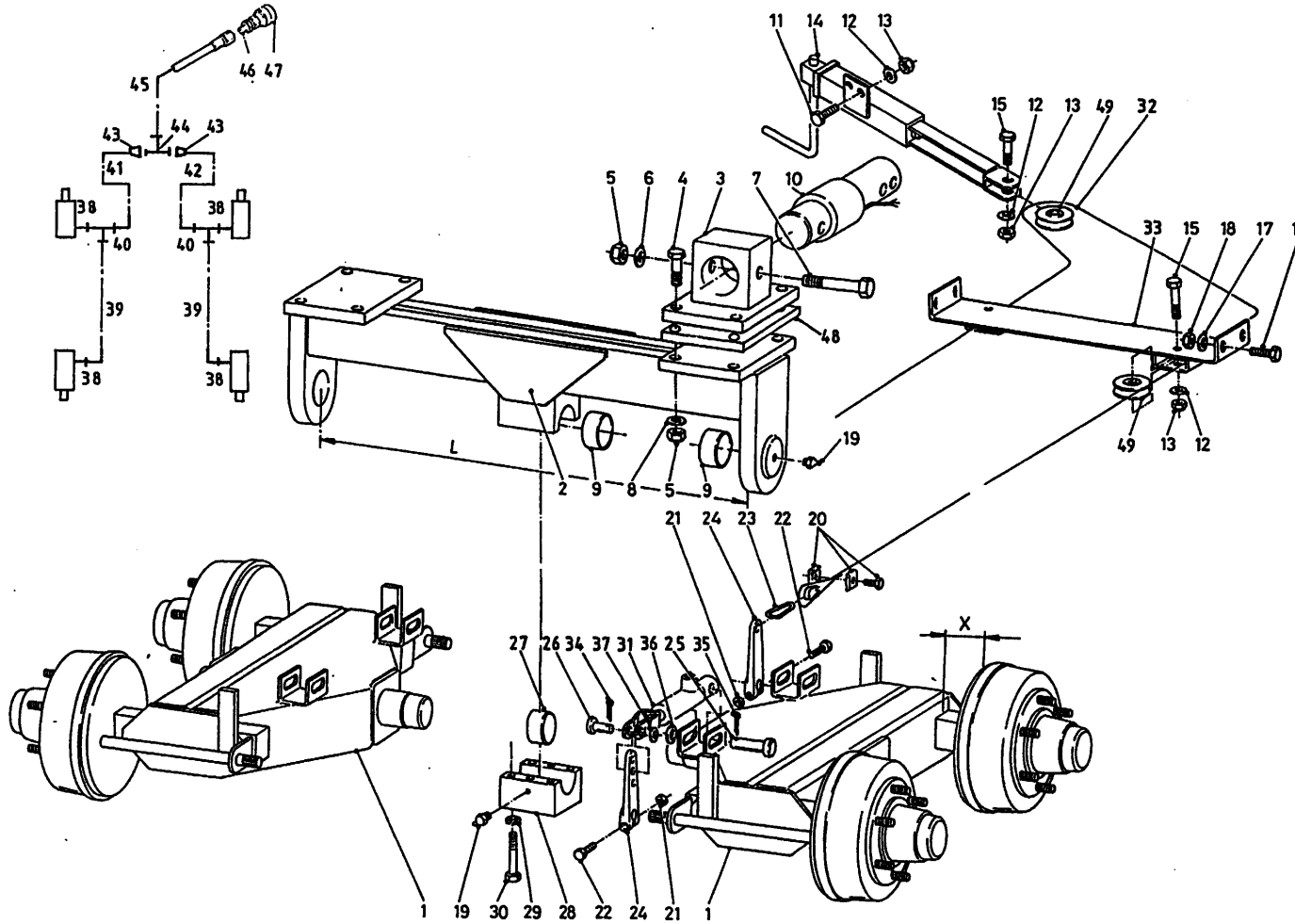


80 (13004)

1	84939	12	M8x1.5 L=60/65
2	90503	4	
3	70132	4	32215
4A	90501	4	L=152
4B	94209	4	L=176
5	70131	4	32212
6	90522	4	
7	90504	4	M45 x 2
8	90505	4	
11	90520	24	
12	90519	24	M18x1.5 H=18

92180/1

Afbeelding 4A: Tandemstel met remsysteem
 Abbildung 4A: Pendelachse mit Bremsanlage
 Figure 4A: Balancer with brake system



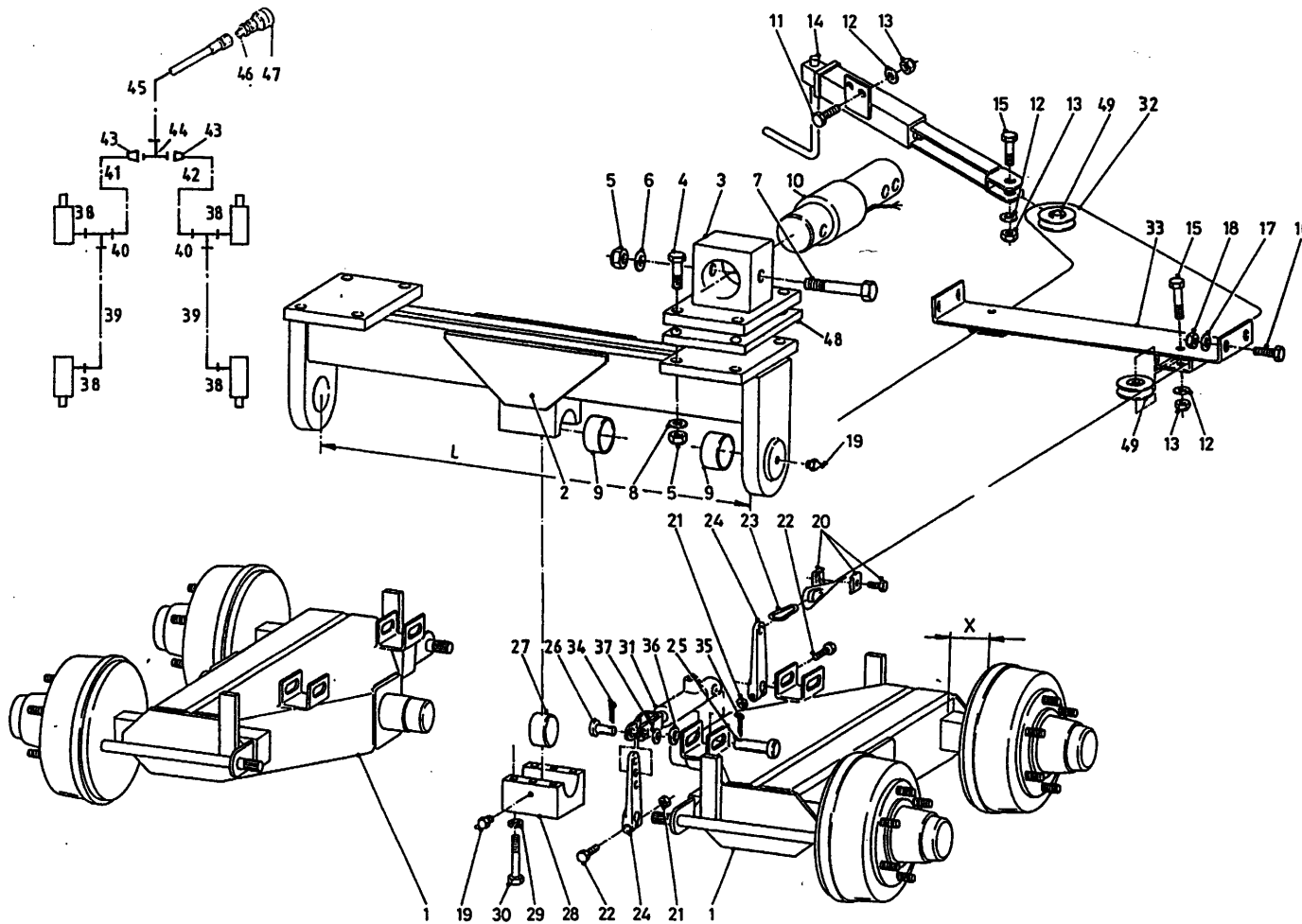
bestelnummer
 ordernummer
 Num. à commander
 Bestellnummer

1A	12801	2	1600 → 01 x=235
1B	12850	2	1600 → 02 x=325
1C	12817	2	2000 → 01 x=235
1D	12852	2	20/2400 → 02 x=350
2A	12800	1	1600 → 01 L=1080
2B	12849	1	1600 → 02 L=900
2C	12815	1	2000 → 01 L=1280
2D	12853	1	20/2400 → 02 L=900 m³ → 01
3A	12803	2	200 x 300 → 01
3B	12848	2	170 x 300 → 02
4	82409	8	M24 x 90 8.8
5	86124	12	M24
6	85124	4	M24
7	82418	4	M24 x 180 12.9
8	85024	8	M24
9	51897	4	
10	90841	2	
11	81031	2	M10 x 30
12	85110	5	M10
13	86210	5	M10
14	11768	1	
15	81055	3	M10 x 55
16	80831	4	M8 x 30
17	85108	4	M8
18	86208	4	M8
19	89505	4	M8 x 1
20	90430	2	
21	86108	4	M8
22	80845	4	M8 x 45
23	39139	2	
24	90760	4	
25	32202	4	
26	32203	4	
27	32193	1	
28	32187	1	
29	85016	6	

92180/1

Afbeelding 4A: Tandemstel met remsysteem
 Abbildung 4A: Pendelachse mit Bremsanlage
 Figure 4A: Balancer with brake system

bestelnummer
 ordernummer
 Num. à commander
 Bestellnummer

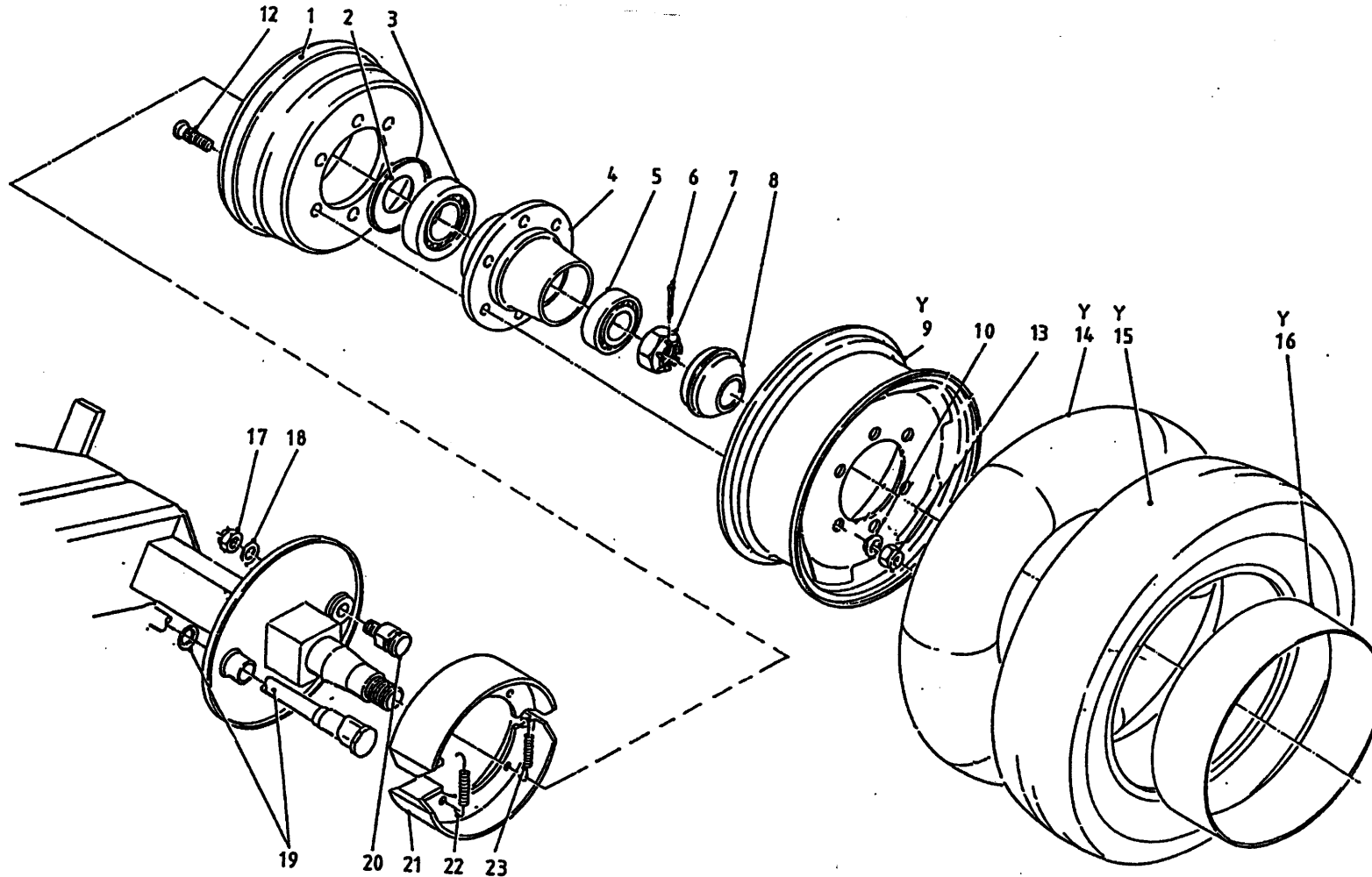


30	84494	6	M16 x 120 12.9
31	51110	4	
32	79078	1	L=5450
33	12841	1	
34	88225	4	Ø4 x 25
35	88239	4	Ø5 x 40
36	85120	4	M20
37	85114	4	M14
38	X50124	4	
39A	W50620	2	¼"600 RH 1600
39B	W50763	2	¼"820 RH 2000
40	X50354	2	
41	W50620	1	¼"600 RH
42	W50896	1	¼"460 RR
43	50157	2	
44	X50355	1	
45	W50873	1	¾"6000 RR
46	X50113	1	
47	53327	1	
48	28244	2	H=25
49	31589	3	

92180/1

Afbeelding 4B: Rem 300 x 60 met wiel Solomix 1600
 Abbildung 4B: Bremse 300 x 60 mit Rad Solomix 1600
 Figure 4B: Brake 300 x 60 with wheel Solomix 1600

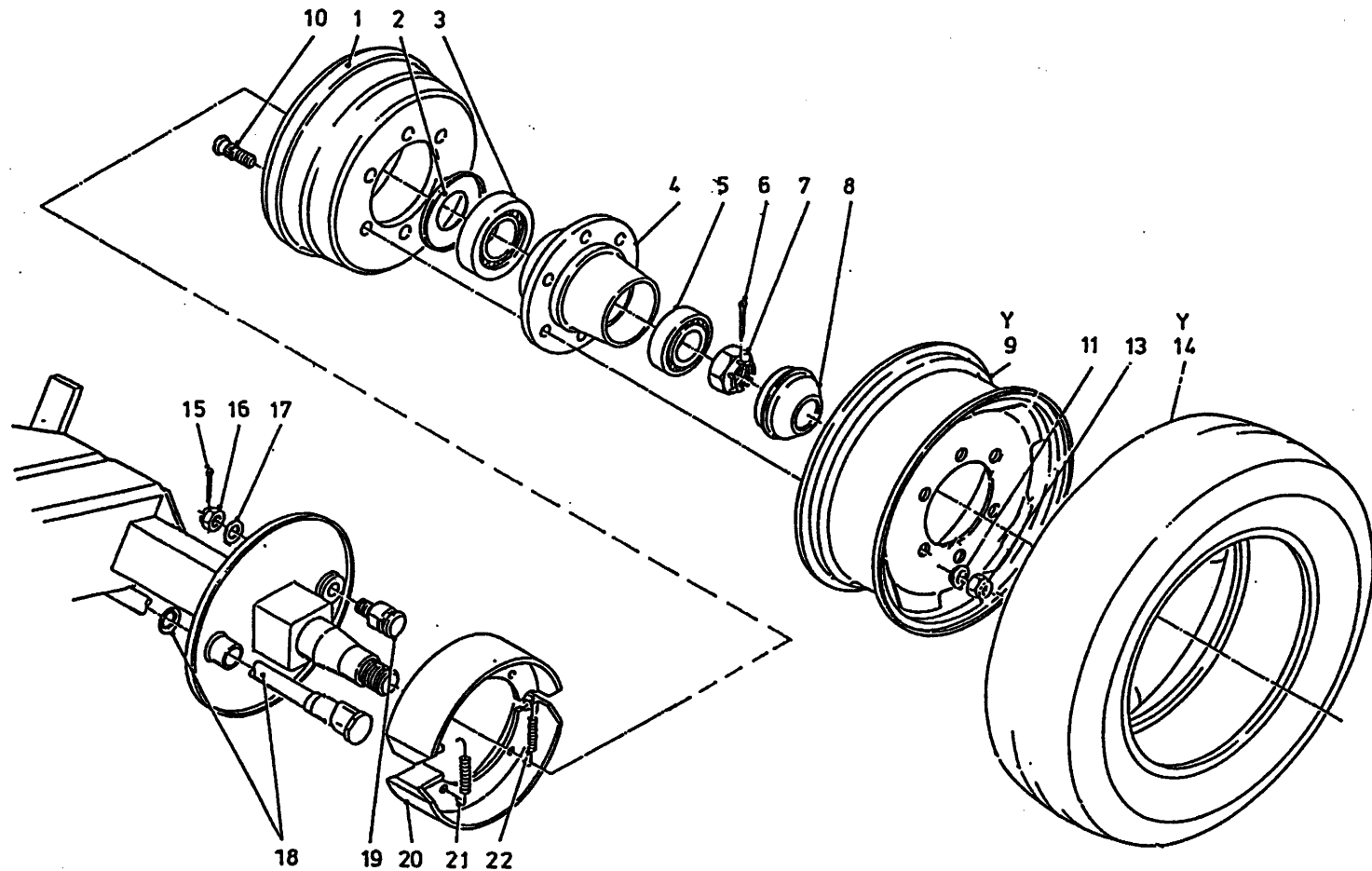
bestelnummer
 ordernummer
 Num. à commander
 Bestellnummer



1	90792	4	
2	90790	4	
3	70149	4	30213
4	90787	4	
5	70137	4	32210
6	90758	4	
7	90757	4	
8	90791	4	
9	90749	4	10x14.5 161/205/6
10	90521	24	
12	84938	24	M18x1.5 L=75/81
13	90519	24	M18x1.5 H=18
14	90751	4	7.00- 15
15	90750	4	30/11.5 x 14.5
16	90752	4	30/11.5 x 14.5
17	90764	4	
18	90765	4	
19	90956	4	
20	90763	4	
21	90762	4	
22	90767	4	
23	90768	4	
Y	90748	4	30/11.5 x 14.5

92180/1

Afbeelding 4C: Rem 300 x 90 met wiel Solomix 20/2400
 Abbildung 4C: Bremse 300 x 90 mit Rad Solomix 20/2400
 Figure 4C: Brake 300 x 90 with wheel Solomix 20/2400



bestelnummer
 ordernummer
 Num. à commander
 Bestellnummer

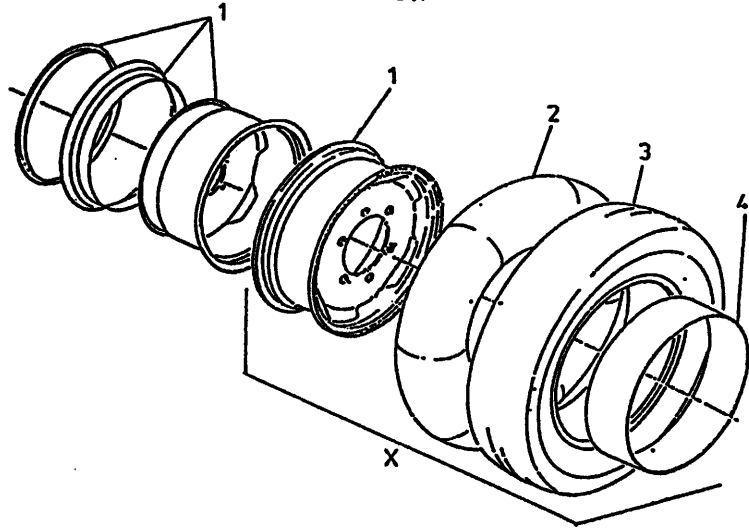
1	90502	4	
2	90503	4	
3	70132	4	32215
4A	90501	4	L=152
4B	94209	4	L=176
5	70131	4	32212
6	90522	4	
7	90504	4	
8	90505	4	
9A	90901	4	1D 6.75 x 17.5
9B	90887	4	8.25 X 19.5
10	84938	24	M18 x 1.5 L=75/81
11	90521	24	
13	90519	24	M18 x 1.5 H=18
14A	90847	4	235/75 R17.5
14B	90886	4	305/70 R19.5 → 04
15	90524	4	
16	90511	4	
17	90523	4	
18	90957	4	
19	90510	4	
20	90509	4	
21	90512	4	
22	90513	4	
Y	90900	4	235/75 R17.5 → 02
Y	90885	4	305/70 R19.5 → 03

92180/1

Afbeelding 5: Speciale wielen
 Abbildung 5: Spezielle Räder
 Figure 5: Special wheels

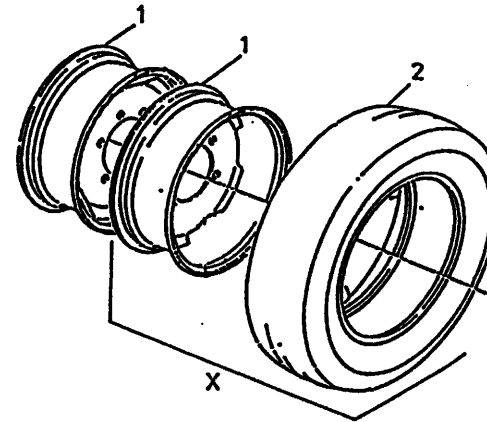
H29 x 9.00-15

8x



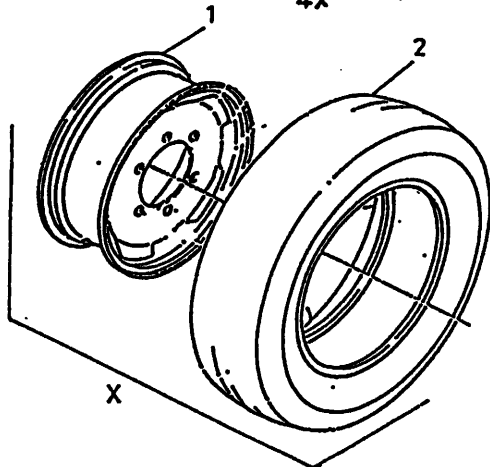
235/75 R17.5

8x



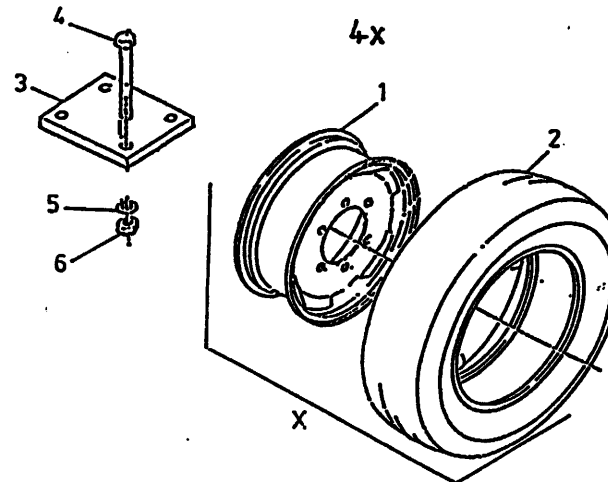
19.0/45-17

4x



445/45R19.5

4x



bestelnummer
 ordernummer
 Num. à commander
 Bestellnummer

H29 x 9.00 - 15

1	90599	8	6.00 X 15
2	90600	8	7.00 - 15
3	90808	8	H29 X 9.00 - 15
4	90728	8	250 x 15
X	90860	4	buiten
X	90859	4	binnen

235/75 R 17,5

1	90846	8	1D 6.75 x 17.5
2	90847	8	235/75 R 17.5
X	90845	8	

19.0/45 - 17

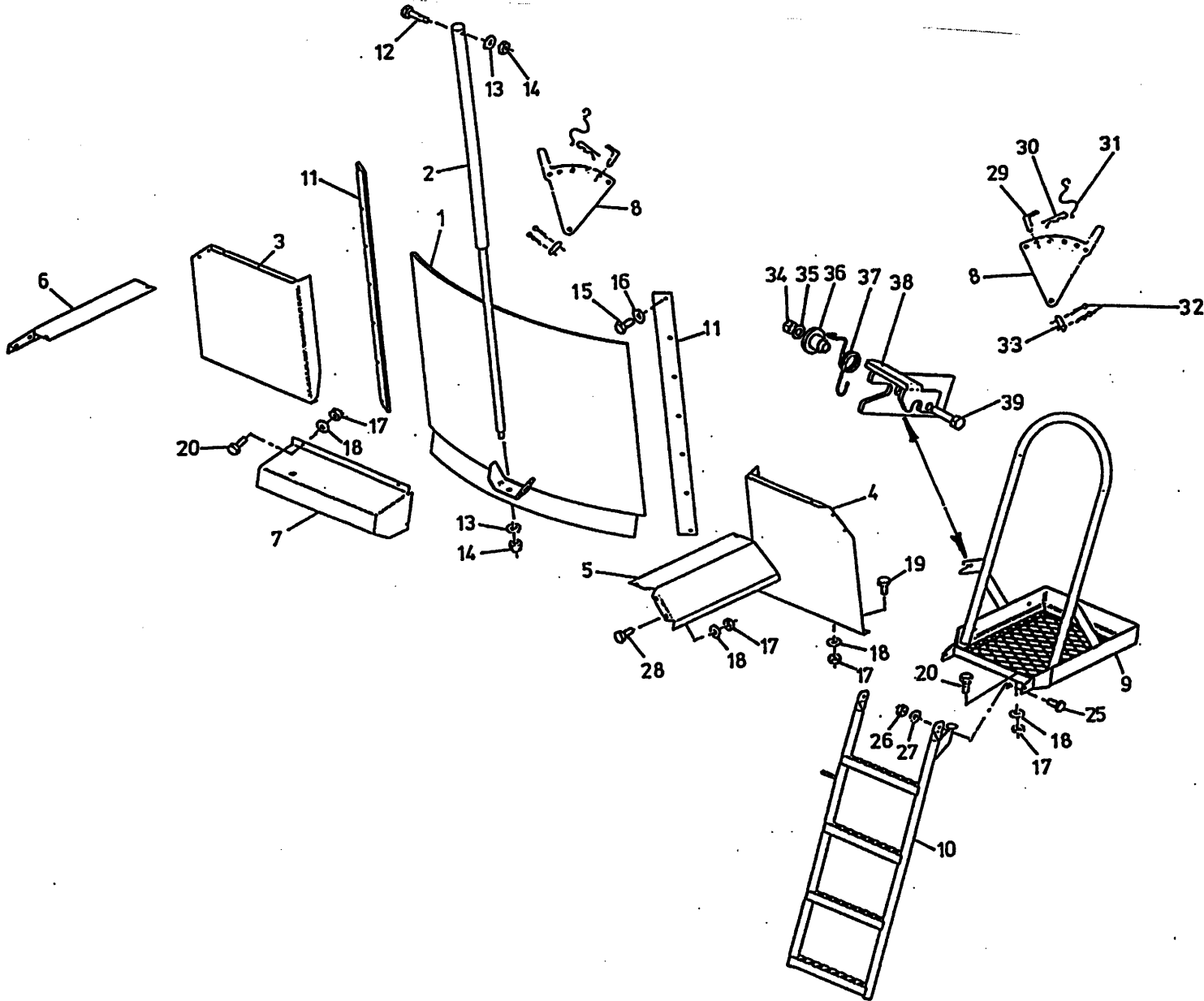
1	90955	4	1D 16.0 x 17
2	90954	4	19.0/45 - 17
X	90953	4	

445/45 R 19,5

1	90947	4	13 x 19.5
2	90907	4	445/45 - 19.5
3	28244	2	H=25
4	82412	8	M24 x 120
5	85024	8	M24
6	86124	8	M24
X	90946	4	

92180/1

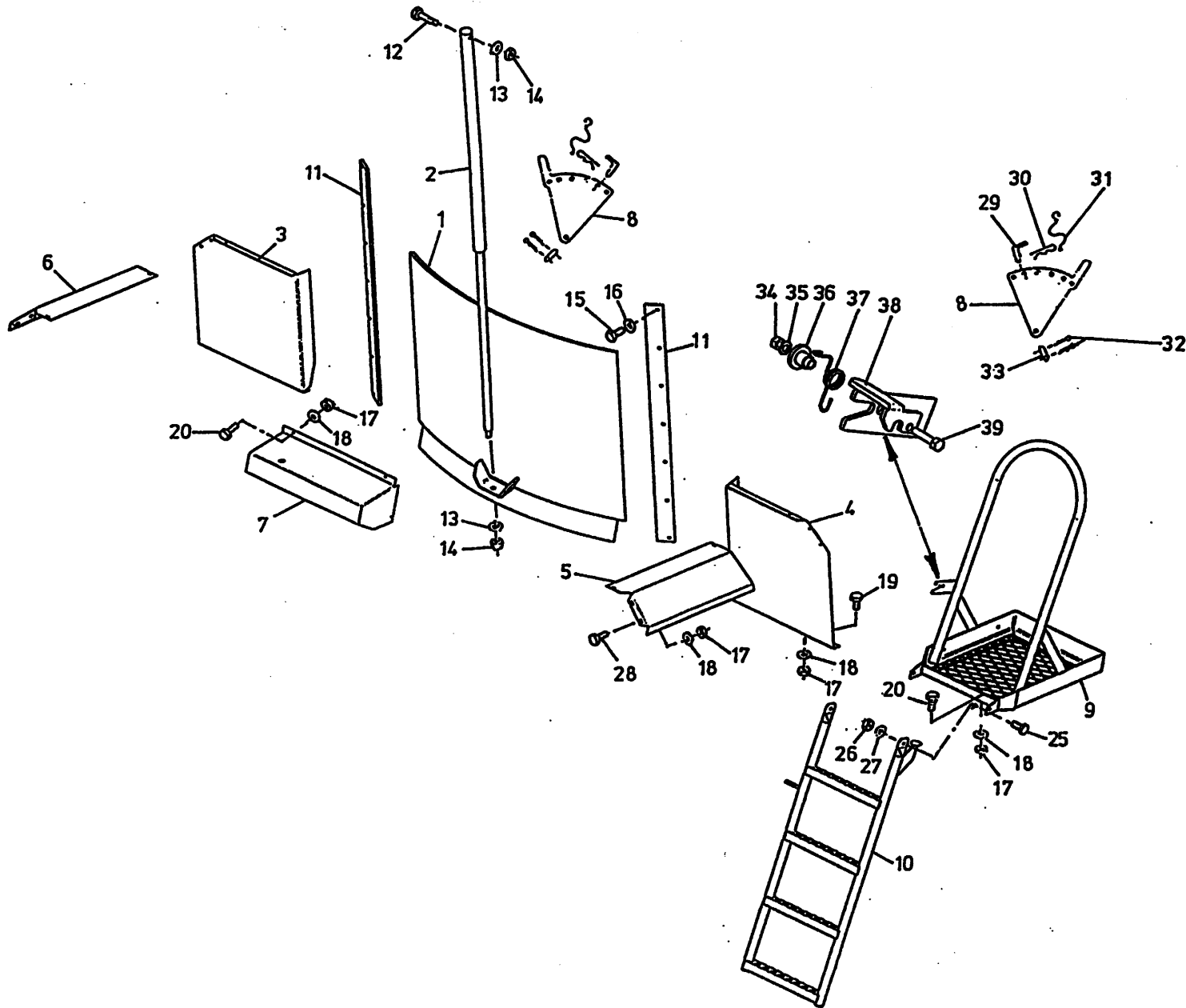
Afbeelding 6: Frame voorlosser
 Abbildung 6: Rahmen Dosierung vorne
 Figure 6: Frame front discharge



bestelnummer		ordernummer	
Num. à commander		Bestellnummer	
1A	12989	1	1600
1B	12948	1	20/2400
2A	51114	1	1600
2B	51062	1	20/2400
3A	28840	1	1600
3B	28610	1	20/2400
4A	28841	1	1600
4B	28611	1	20/2400
5	40649	1	
6	40648	1	
7	40650	1	
8	11998	2	
9	12904	1	
10	12777	1	
11	24446	2	
12	86216	2	M16
13	85116	2	M16
14	81690	1	m16 x 90
15	81031	14	M10 x 30
16	85010	14	M10
17	86208	20	M8
18	85108	21	M8
19	80821	6	M8 x 20
20	80831	3	M8 x 30
21	80840	1	M8 x 40
22	65088	1	
23	28064	1	
24	32064	1	
25	81231	2	M12 x 30
26	85112	2	M12
27	86212	2	M12
28	80816	11	M8 x 16
29	90490	2	
30	65030	2	
31	90282	2	

92180/1

Afbeelding 6: Frame voorlosser
 Abbildung 6: Rahmen Dosierung vorne
 Figure 6: Frame front discharge

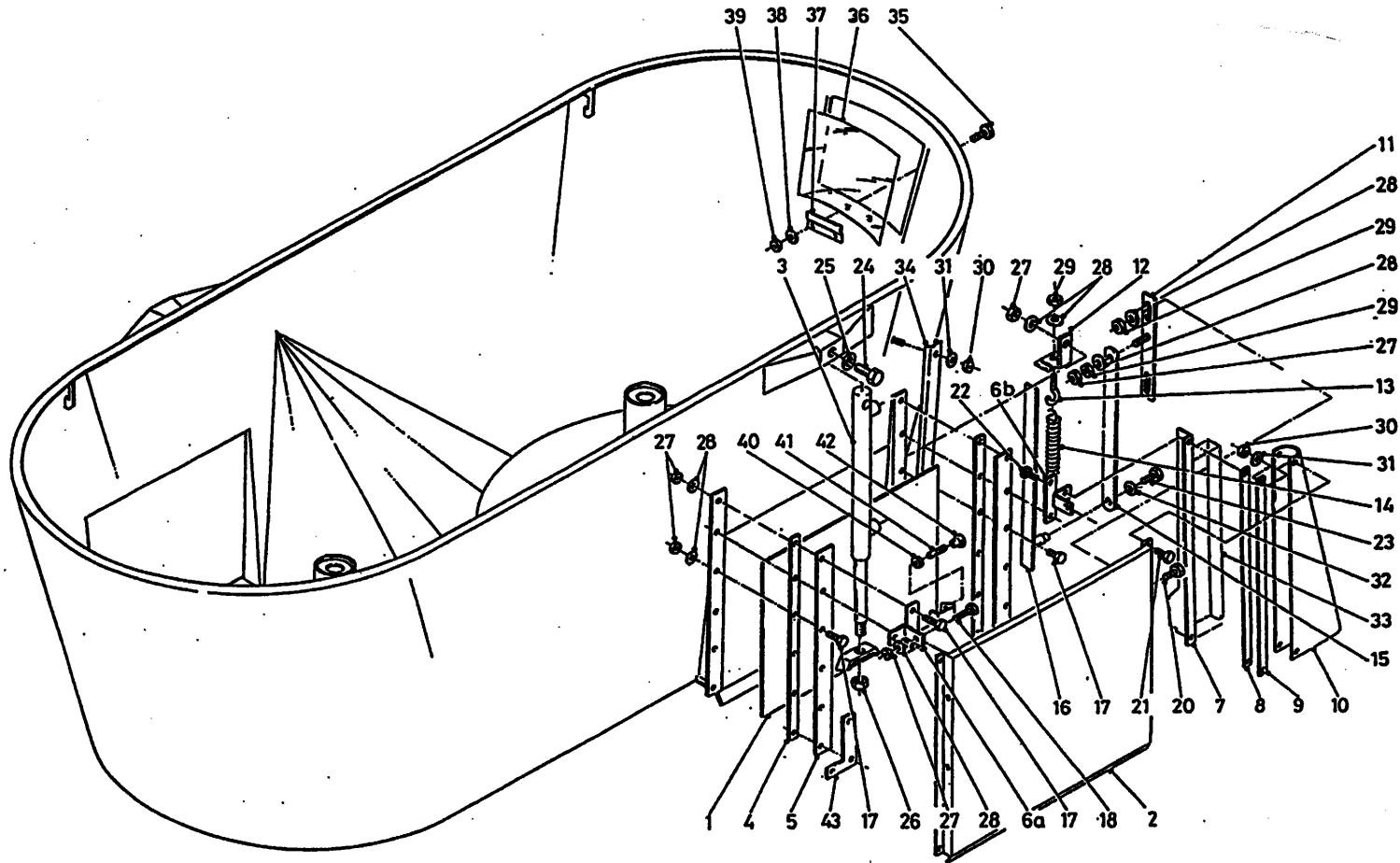


bestelnummer
 ordernummer
 Num. à commander
 Bestellnummer

32	88239	4	Ø5 x 40
33	25332	2	
34	86208	1	M8
35	85108	1	M8
36	32064	1	
37	65088	1	
38	28054	1	
39	80840	1	M8 x 40

92180/1

Afbeelding 7A: Frame zijlossende machine rechts voor / links achter
 Abbildung 7A: Rahmen Seitliche Entleerung rechts vorne / links hinten
 Figure 7A: Frame side discharge front right / rear left

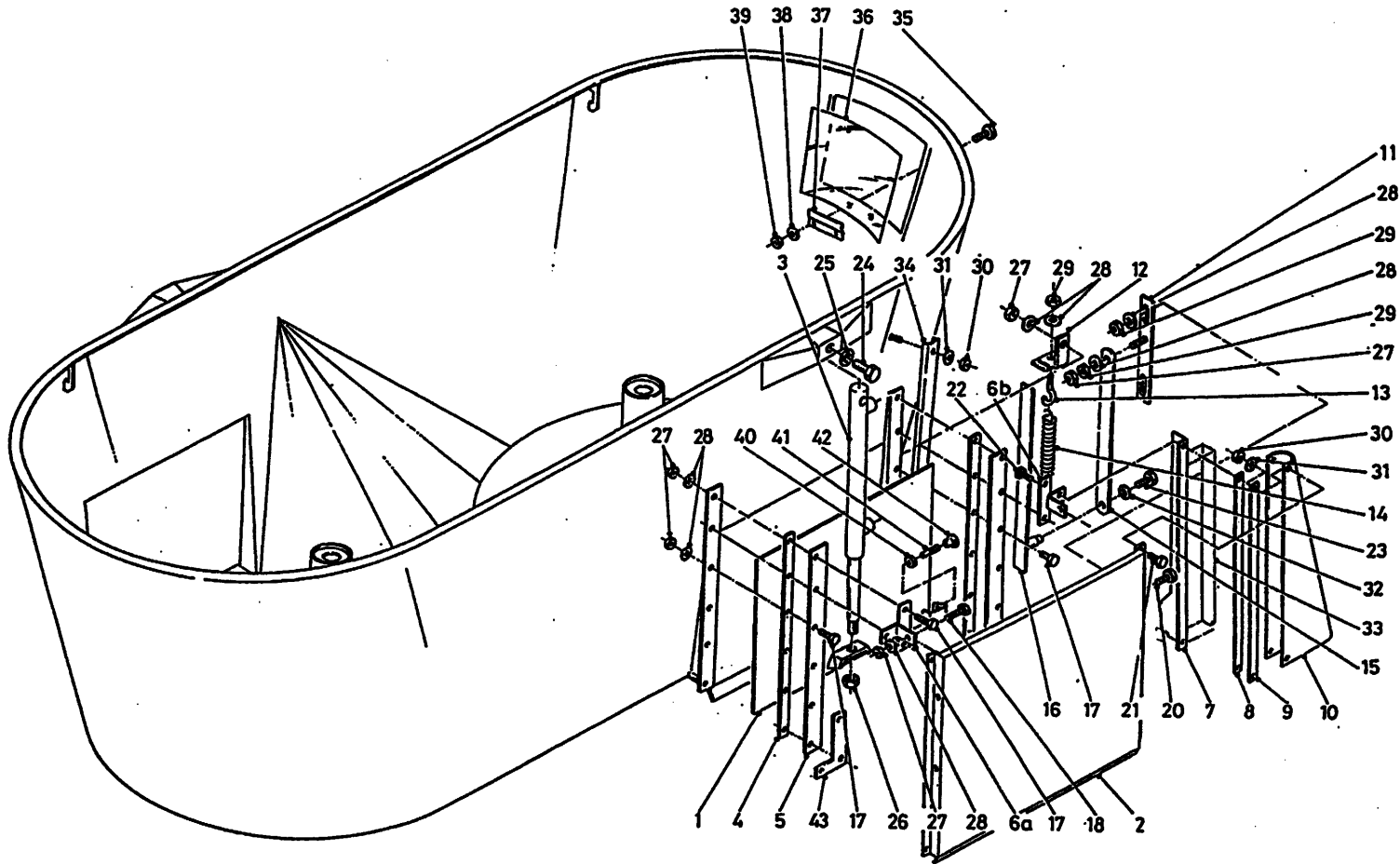


bestelnummer
 ordernummer
 Num. à commander
 Bestellnummer

1A	12574	1	Rechts
1B	12842	1	Links
2	12587	2	
3	51114	2	
4	26448	4	
5	26449	4	
6A	12587	2	→ 02 RV/LA
6B	13046	2	→ 03 RV/LA
6C	12588	2	→ 02 LV/RA
6D	13047	2	→ 03 LV/RA
7A	40609	1	Rechts
7B	40610	1	Links
8	27416	4	
9	27427	4	
10A	60347	2	LA/RV
10B	60348	2	LV/RA
11	12591	2	
12A	27474	1	Links
12B	27475	1	Rechts
13	84174	2	M10 x 80 x 14
14	65021	2	
15	27473	2	
16	12604	2	
17	81060	10	M10 x 60
18	81050	4	M10 x 50
19	81045	14	M10 x 45
20	81026	4	M10 x 25
21	80821	8	M8 x 20
22	80831	4	M8 x 30
23	80812	2	M8 x 12
24	81690	2	M16 x 90
25	85116	2	M16
26	86216	2	M16
27	86210	34	M10
28	85110	36	M10
29	86110	4	M10
30	86208	10	M8

92180/1

Afbeelding 7A: Frame zijlossende machine rechts voor / links achter
 Abbildung 7A: Rahmen Seitliche Entleerung rechts vorne / links hinten
 Figure 7A: Frame side discharge front right / rear left

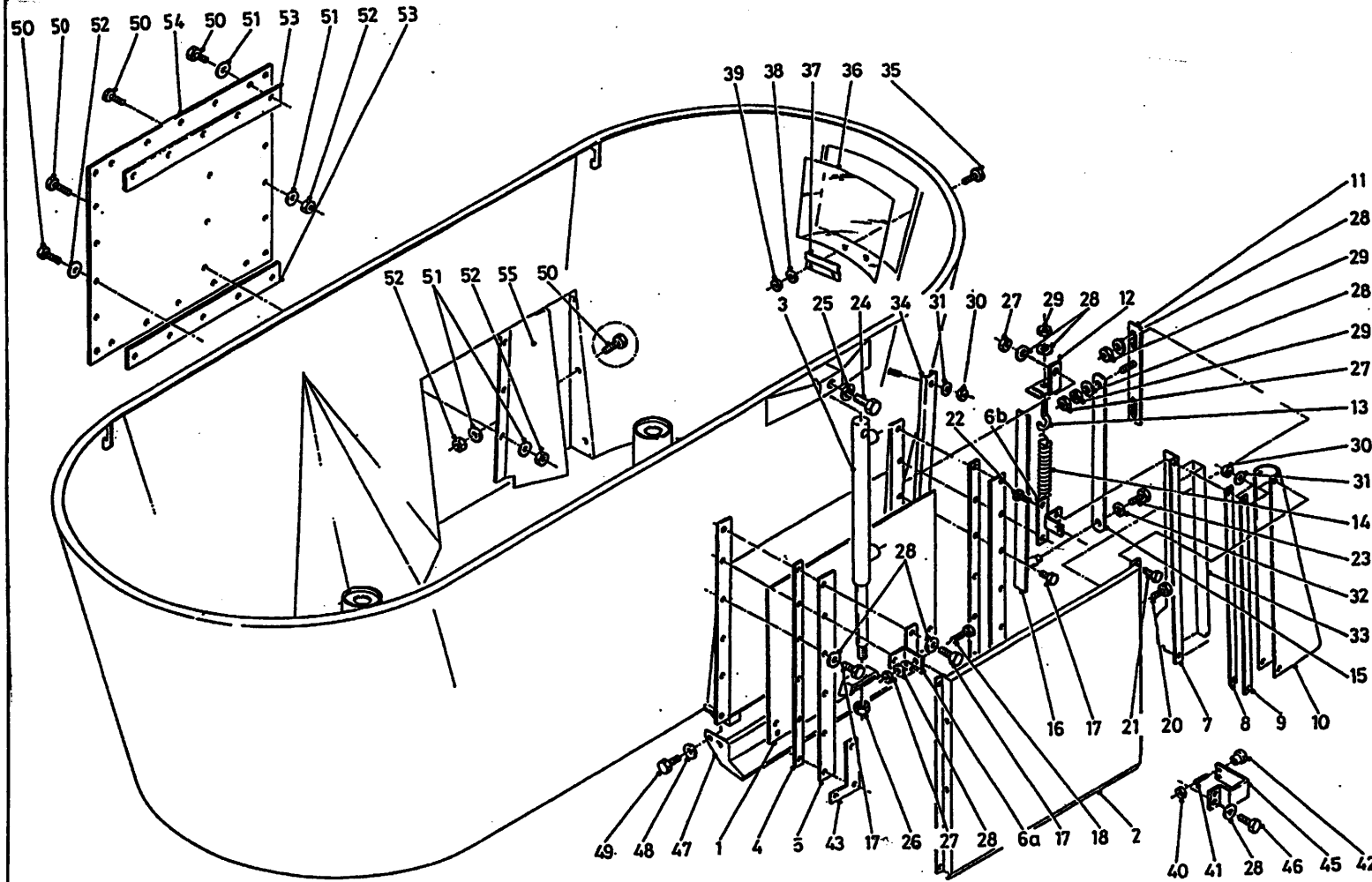


bestelnummer
 ordernummer
 Num. à commander
 Bestellnummer

31	85108	10	M8
32	85109	2	M8
33	91143	2	
34	40573	2	
35	80821	2	M8 x 20
36	60320	1	
37	40619	1	
38	85108	2	M8
39	86208	2	M8
40	86106	1	M6
41	84947	1	M6 x 100
42	60368	1	
43	13041	4	↳ 03

92180/1

Afbeelding 7B: Afdeklep zijlossende machine
 Abbildung 7B: Abdeckkappe Seitliche Entleerung
 Figure 7B: Shutterplate side discharge

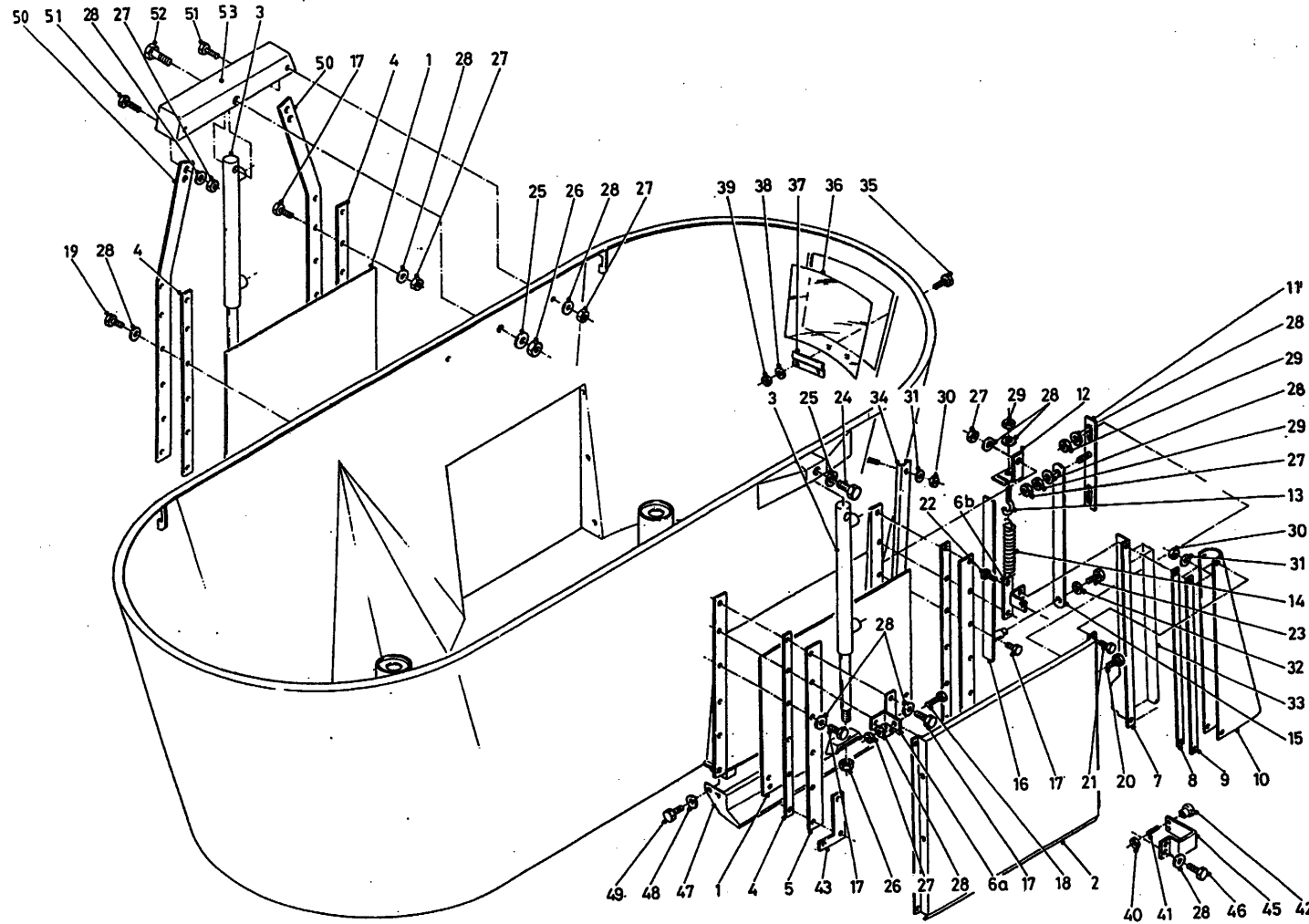


bestelnummer
 ordernummer
 Num. à commander
 Bestellnummer

1	12574	1	
2	12587	2	
3	51114	1	
4	26448	2	
5	26449	2	
6A	13046	1	RV/LA
6B	13047	1	RA/LV
7	40609	1	
8	27416	2	
9	27427	2	
10A	60347	1	LA/RV
10B	60348	1	LV/RA
11	12591	1	
12	27474	1	
13	84174	1	M10 x 80 x 14
14	65021	1	
15	27473	1	
16	12604	1	
17	81060	10	M10 x 60
18	81050	4	M10 x 50
19	81045	14	M10 x 45
20	81026	4	M10 x 25
21	80821	8	M8 x 20
22	80831	4	M8 x 30
23	80812	2	M8 x 12
24	81690	2	M16 x 90
25	85116	2	M16
26	86216	2	M16
27	86210	34	M10
28	85110	36	M10
29	86110	4	M10
30	86208	10	M8

92180/1

Afbeelding 7C: Doseerschuijset zijlossende machine
 Abbildung 7C: Dosierschiebersatz Seitliche Entleerung
 Figure 7C: Slideset side discharge



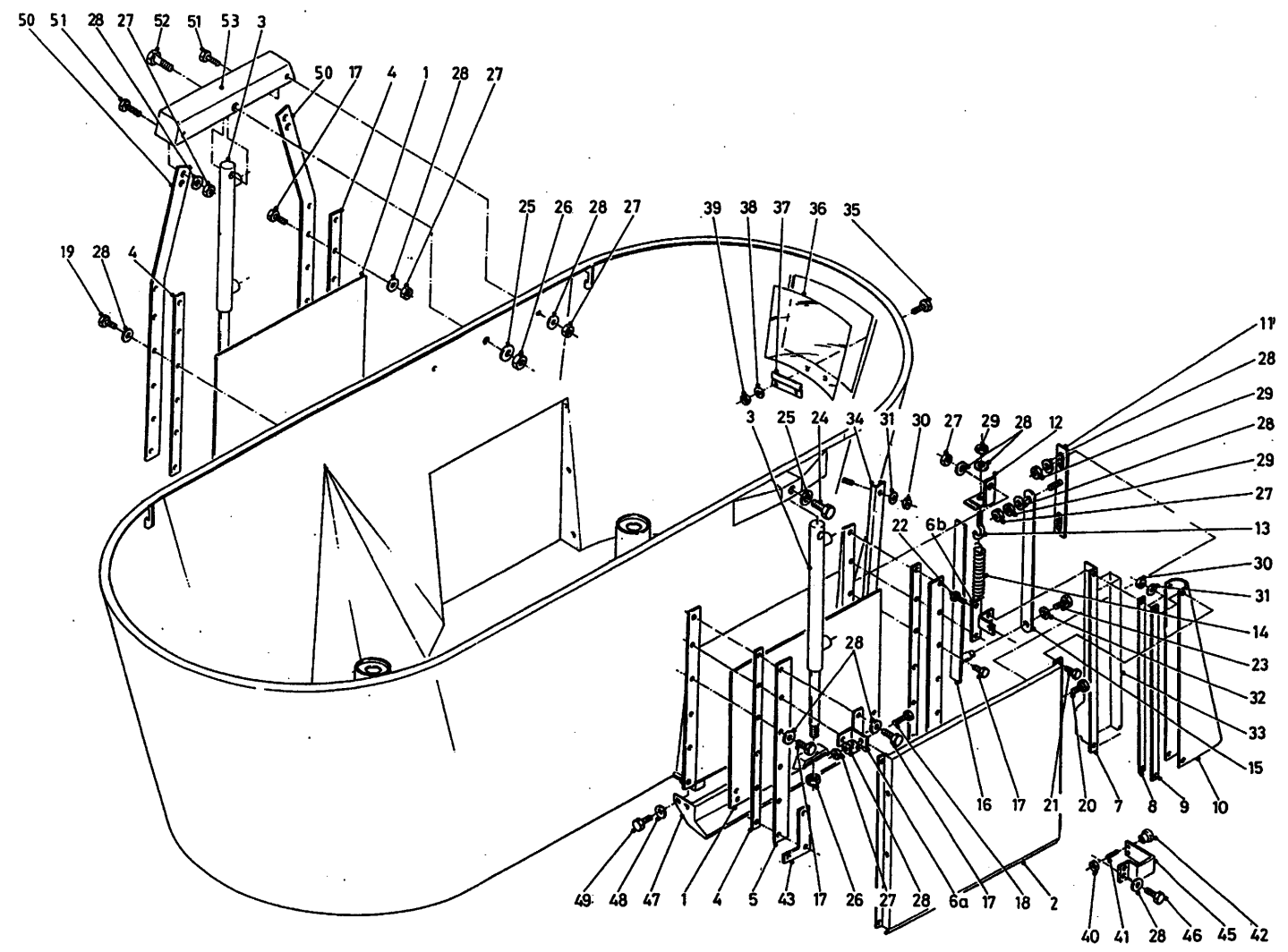
bestelnummer
 ordernummer
 Num. à commander
 Bestellnummer

1	12574	1	
2	12587	2	
3	51114	1	
4	26448	2	
5	26449	2	
6A	13046	1	RV/LA
6B	13047	1	RA/LV
7	40609	1	
8	27416	2	
9	27427	2	
10A	60347	1	L/RV
10B	60348	1	LV/RA
11	12591	1	
12	27474	1	
13	84174	2	M10 x 80 x 14
14	65021	2	
15	27473	2	
16	12604	2	
17	81060	10	M10 x 60
18	81050	4	M10 x 50
19	81045	14	M10 x 45
20	81026	4	M10 x 25
21	80821	8	M8 x 20
22	80831	4	M8 x 30
23	80812	2	M8 x 12
24	81690	2	M16 x 90
25	85116	2	M16
26	86216	2	M16
27	86210	34	M10
28	85110	36	M10
29	86110	4	M10
30	86208	10	M8

92180/1

Afbeelding 7C: Doseerschuijset zijlossende machine
 Abbildung 7C: Dosierschiebersatz Seitliche Entleerung
 Figure 7C: Slide side discharge

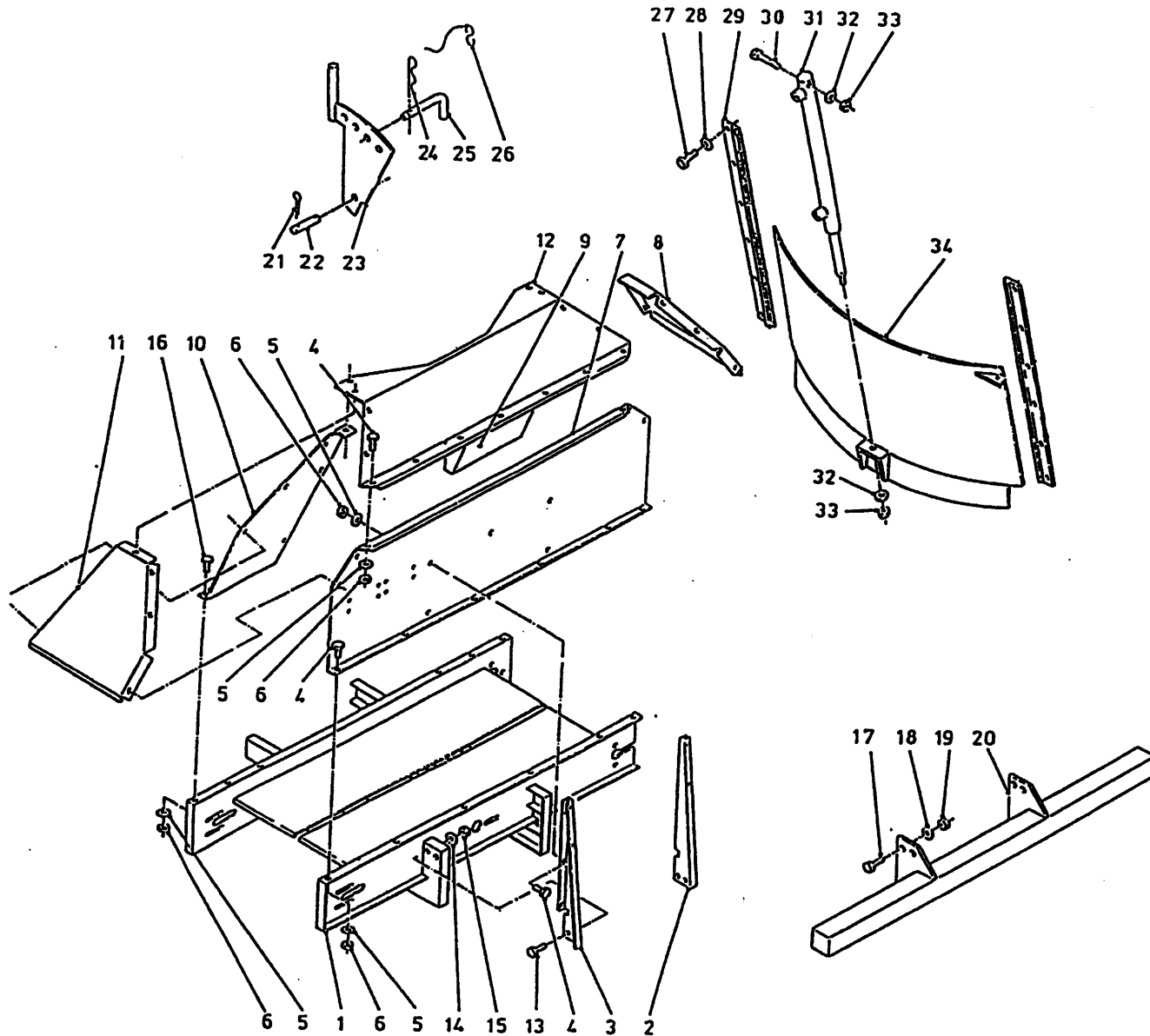
bestelnummer
 ordernummer
 Num. à commander
 Bestellnummer



31	85108	10	M8
32	85109	2	M8
33	91143	2	
34	40573	2	
35	80821	2	M8 x 20
36	60320	1	
37	40619	1	
38	85108	2	M8
39	86208	2	M8
40	86106	1	M6
41	84947	1	M6 x 100
42	60368	1	
43	13041	2	
45	29003	1	
46	81021	2	M10 x 20
47	12958	1	M12
48	85112	4	M12 x 25
49	81226	4	
50	28977	2	
51	81031	6	M10 x 30
52	81613	1	M16 x 130
53	13035	1	

92180/1

Afbeelding 8: Frame achterlossende machine
 Abbildung 8: Rahmen Entleerung hinten
 Figure 8: Frame rear discharge

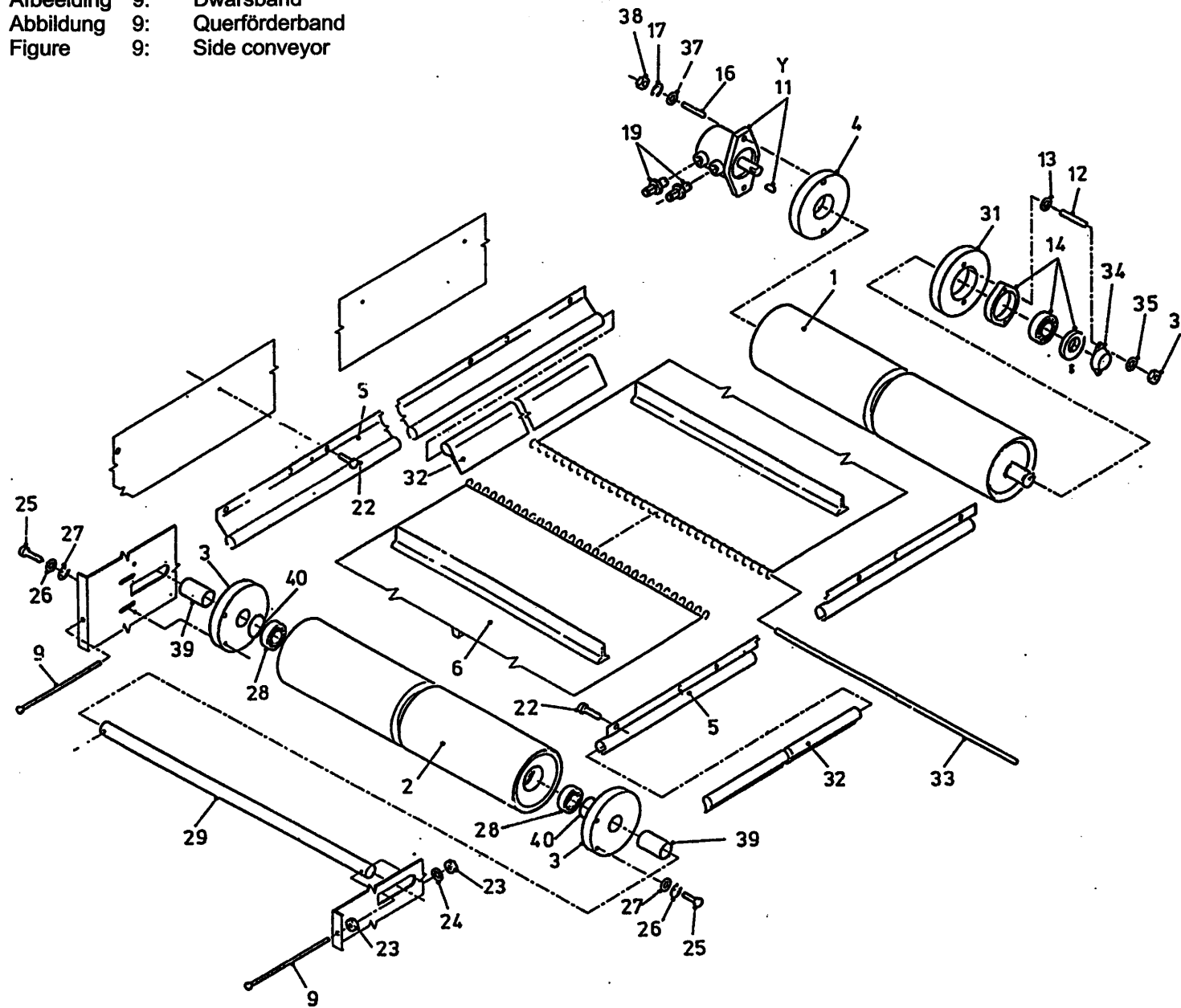


bestelnummer
 ordernummer
 Num. à commander
 Bestellnummer

1	12455	1	
2	27039	1	
3	27038	1	
4	80816	4	M8x 15
5	86208	4	M8
6	85108	4	M8
7	27054	1	
8	40567	1	
9	40566	1	
10	40565	1	
11	40568	1	
12	40564	1	
13	81646	4	M16 x 45
14	85116	4	M16
15	86216	4	M16
16	80821	4	M8 x 20
17	81646	8	M16 x 45
18	85116	8	M16
19	86216	8	M16
20	12475	1	
21	88239	4	Ø 5 x 40
22	25332	2	
23	11998	2	
24	65030	2	
25	90490	2	
26	90282	2	
27	81031	14	M10 x 30
28	85010	14	
29	24446	2	
30	81690	2	M16 x 90
31A	51114	1	1600
31B	51062	1	20/2400
32	85116	2	M16
33	86216	2	M16
34A	12784	1	1600
34B	12122	1	20/2400

92180/1

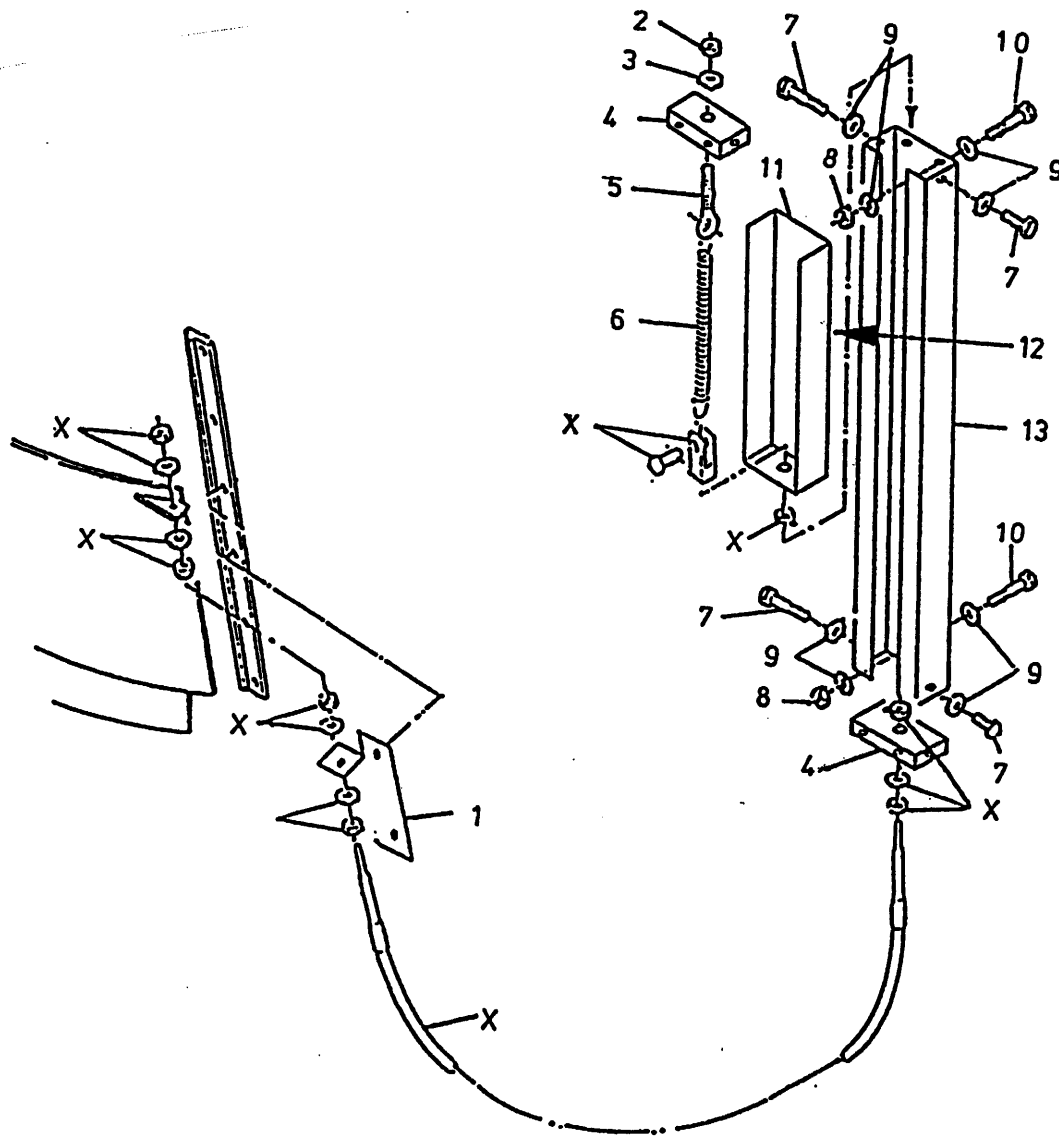
Afbeelding 9: Dwarsband
 Abbildung 9: Querförderband
 Figure 9: Side conveyor



bestelnummer	ordernummer	Num. à commander	Bestellnummer
1	11940	1	
2	11979	1	
3	60290	2	
4	31709	1	
5A	90745	2	L=1980 1600
5B	90978	2	L=2180 20/2400
6A	60334	1	L=4000 1600
6B	60387	1	L=4400 20/2400
9	81223	2	M12 x 180
11A	51083	1	White 127 cc
11B	51130	1	Danfos 127 cc
11C	51129	1	Sam 128 cc
12	84176	2	M8 x 60
13	85008	2	M8
14	70084	1	
16	84108	2	M12 x 60
17	85012	2	M12
19	X50117	2	
22	84717	18	M6 x 12
23	86212	2	M12
24	85112	2	M12
25	81031	4	M10 x 30
26	85010	4	M10
27	85113	4	M10
28	70010	2	
29	25200	1	
31	32190	1	
32A	60333	2	L=1980 1600
32B	60388	2	L=2180 20/2400
33	25739	1	
34	23304	1	
35	85108	2	M8
36	86208	2	M8
37	85112	2	M12
38	86212	2	M12
39	25207	2	L=53
40	87162	2	J62
Y	05356	1	White
Y	05169	1	Danfos
Y	05358	1	Sam

92180/1

Afbeelding 10: Standmelder doseerschuiif
 Abbildung 10: Dosierschieber Anzeiger
 Figure 10: Slide position indicator

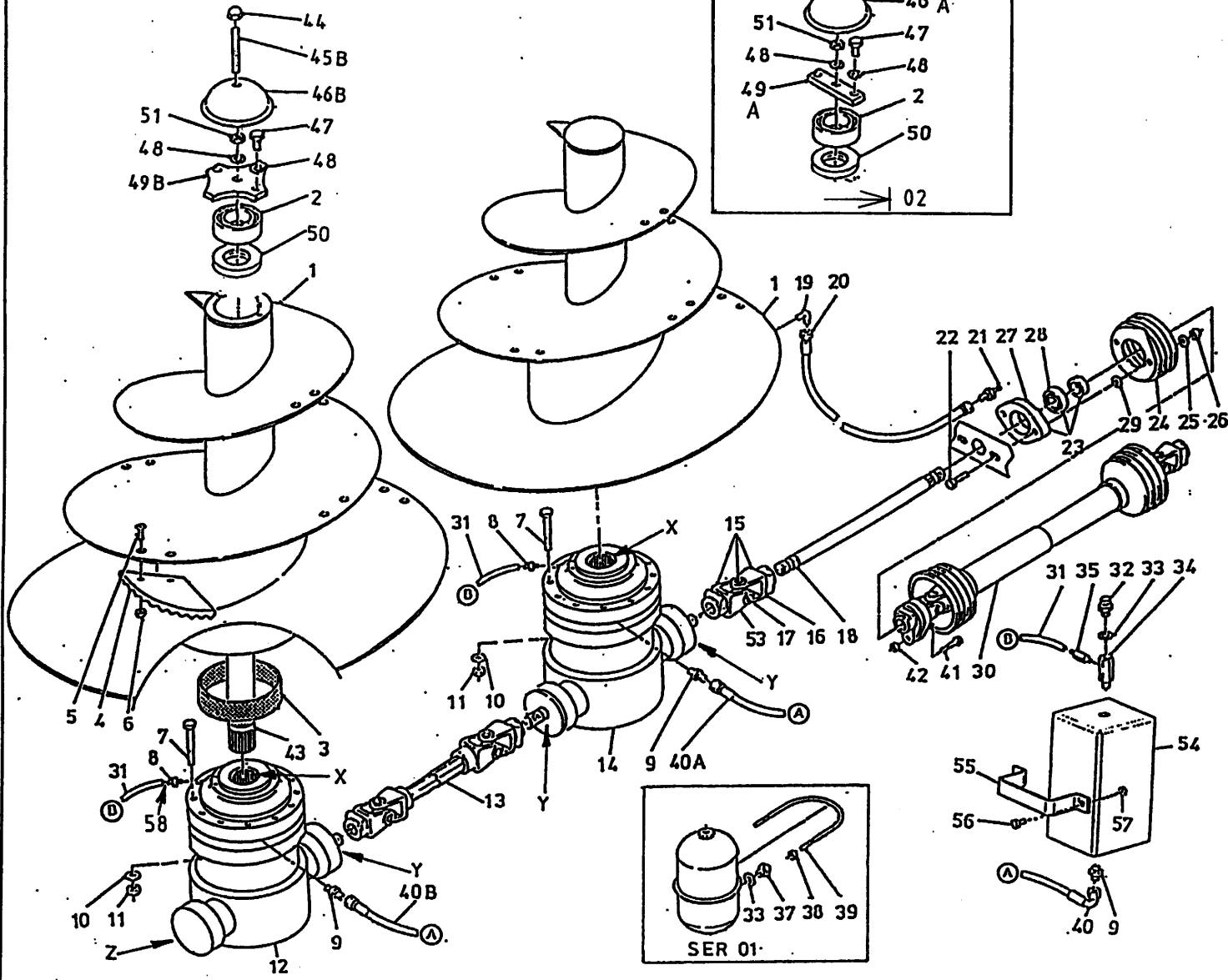


bestelnummer
 ordernummer
 Num. à commander
 Bestellnummer

1	27724	1	
2	86110	1	M10
3	85110	1	M10
4	27702	2	
5	84174	1	
6	65075	1	
7	80612	4	M6 x 12
8	86206	4	M6
9	85106	10	M6
10	80665	2	M6 x 65
11A	40596	1	1600
11B	12891	1	20/2400
12	91143	1	
13A	40595	1	1600
13B	40597	1	20/2400
X	79096	1	1600 L=5750
X	79095	1	2000 L=6450

92180/1

Afbeelding 11A: Aandrijving 540 TPM en Mengvijzel
 Abbildung 11A: Schnecke und Antrieb 540 U/M
 Figure 11A: Auger and 540 rpm drive system

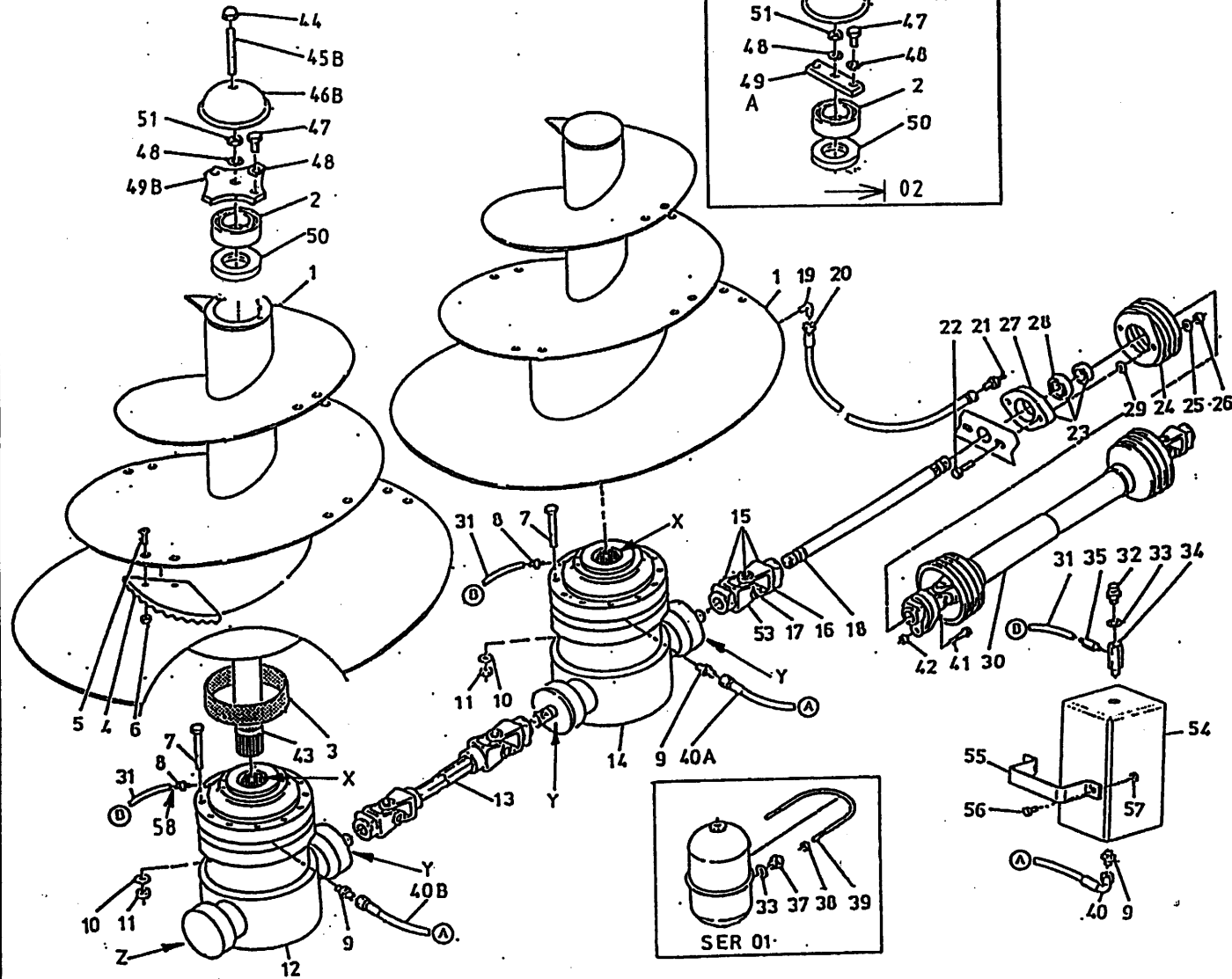


bestelnummer
 ordernummer
 Num. à commander
 Bestellnummer

1A	12669	2	1600
1B	12768	2	2000
1C	12941	2	2400
2	70143	2	
3	51867	2	
4	31841	10	
5	84121	20	M16 x 45
6	86216	20	M16
7	84487	24	M14 x 140
8	50199	2	
9	X50112	2	
10	85114	24	M14
11	86214	24	M14
12A	90866	1	→ 02
12B	90995	1	→ 03
13A	90868	1	1600
13B	90903	1	20/2400
14A	90865	1	→ 02
14B	90996	1	→ 03
15A	90545	1	1600
15B	90802	1	20/2400
16A	90563	1	1600
16B	90608	1	20/2400
17	90561	1	
18A	32154	1	1600 AL/ZK L=850
18B	32153	1	1600 VL L=1265
18C	31936	1	20/2400 AL/ZK L=1000
18D	32245	1	20/2400 VL L=1430
19	50107	2	
20A	50957	1	1/2"1520 RR
20B	52623	1	1/2"3400 RR
20C	52678	1	1/2"3900 RR
21	89518	2	
22A	81071	2	M10 x 70 1600
22B	81270	2	M12 x 70 20/2400
23A	70059	1	1600
23B	70133	1	20/2400
24	90499	1	

92180/1

Afbeelding 11A: Aandrijving 540 TPM en Mengvijzel
 Abbildung 11A: Schnecke und Antrieb 540 U/M
 Figure 11A: Auger and 540 rpm drive system

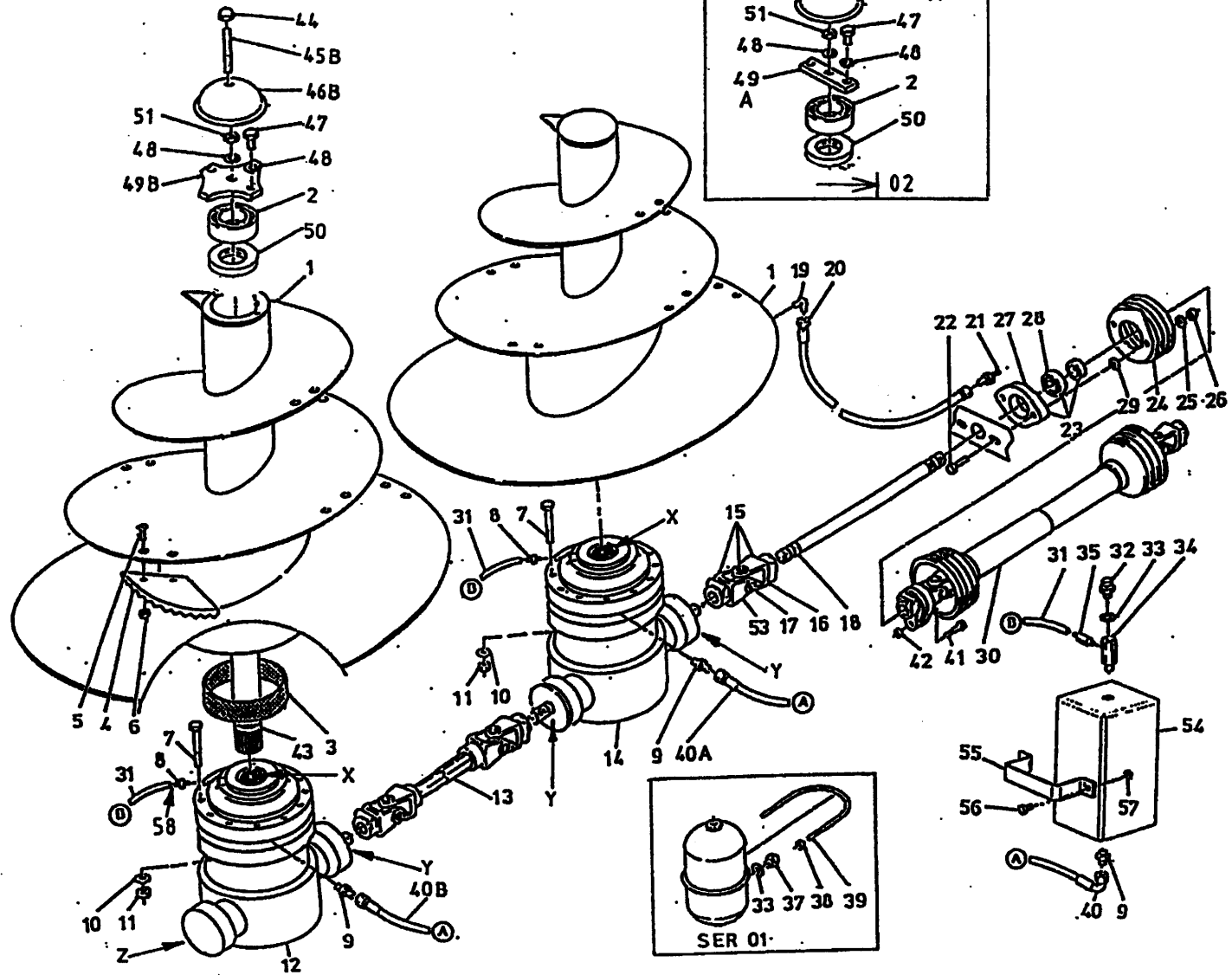


bestelnummer
 ordernummer
 Num. à commander
 Bestellnummer

25A	85010	2	M10 1600
25B	85012	2	M12 20/2400
26A	86210	2	M10 1600
26B	86212	2	M12 20/2400
27A	70089	1	1600
27B	70135	1	20/2400
28A	70090	1	1600
28B	70134	1	20/2400
29A	85113	2	M10 1600
29B	85119	2	20/2400
30A	90881	1	16 ZK/AL → 02 M8x60/2480
30B	90990	1	16 ZK/AL → 03 M10x60/2480
30C	90495	1	16 VL → 02 M8x60/2480
30D	90990	1	16 VL → 03 M10x60 / 2480
30E	90882	1	20/2400 ZK/AL M10x60/2580
30F	90496	1	20/2400 VL M10x60/2580
31A	52622	1	L=3000 Ø 6
31B	52613	1	L=4600 Ø 6
31C	52675	1	L=3000 Ø 8
31D	52676	1	L=4600 Ø 8
32	90567	2	
33	85215	6	
34	50176	2	
35	50200	2	
36	90961	2	
37	90566	2	
38	86206	4	M6
39	84191	2	
40A	W50659	1	3/8" 2700 RH
40B	W50622	1	3/8" 4500 RH
41A	80860	1	M8 x 60 1600
41B	81060	1	M10 x 60 20/2400
42A	86208	1	M8 1600
42B	86210	1	M10 20/2400
43A	31832	2	L=880 1600
43B	32044	2	L=1043 2000
43C	32178	2	L=1230 2400
44	86937	2	M16
45A	84001	2	M16 x 140
45B	84072	2	M16 x 120
46A	27690	2	
46B	29299	2	

92180/1

Afbeelding 11A: Aandrijving 540 TPM en Mengvijzel
 Abbildung 11A: Schnecke und Antrieb 540 U/M
 Figure 11A: Auger and 540 rpm drive system



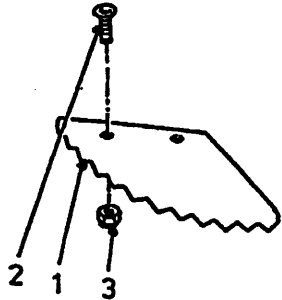
bestelnummer
 ordernummer
 Num. à commander
 Bestellnummer

47	81626	4	M16 x 25
48	85016	6	M16
49A	27937	2	
49B	29298	2	
50	70145	2	
51	86116	2	M16
53	90562	1	
54	90904	2	
55	28845	2	
56	80831	4	M8 x 30
57	86208	4	M8
58	50278	2	Ø 8
X	70168	2	
Y	05471	3	
Z		1	78167.

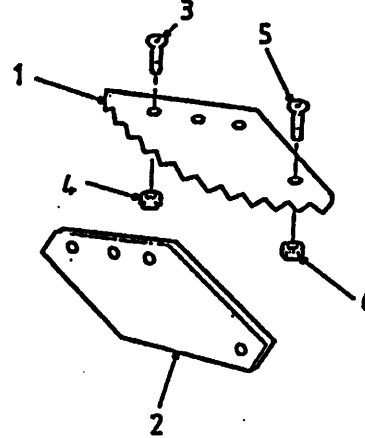
92180/1

Afbeelding 11B : Vijzelmessen
 Abbildung 11B : Schneckenmesser
 Picture 11B : Augerknives

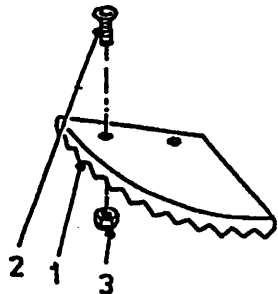
Standaard L=350



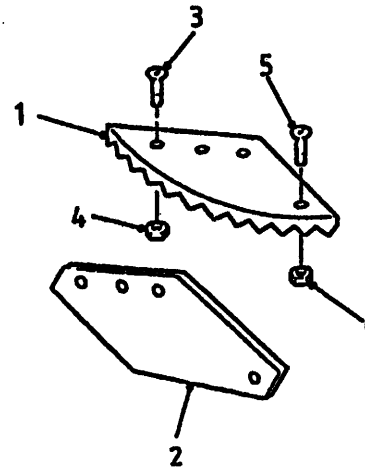
Standaard L=550



L=350 + TC



L=550 + TC



bestelnummer
 ordernummer
 Num. à commander
 Bestellnummer

Standaard

1	31841	1	
2	84121	2	M16 x 45
3	86216	2	M16

L = 350 + TC

1	31841TC	1	
2	84121	2	M16 x 45
3	86216	2	M16

L = 550

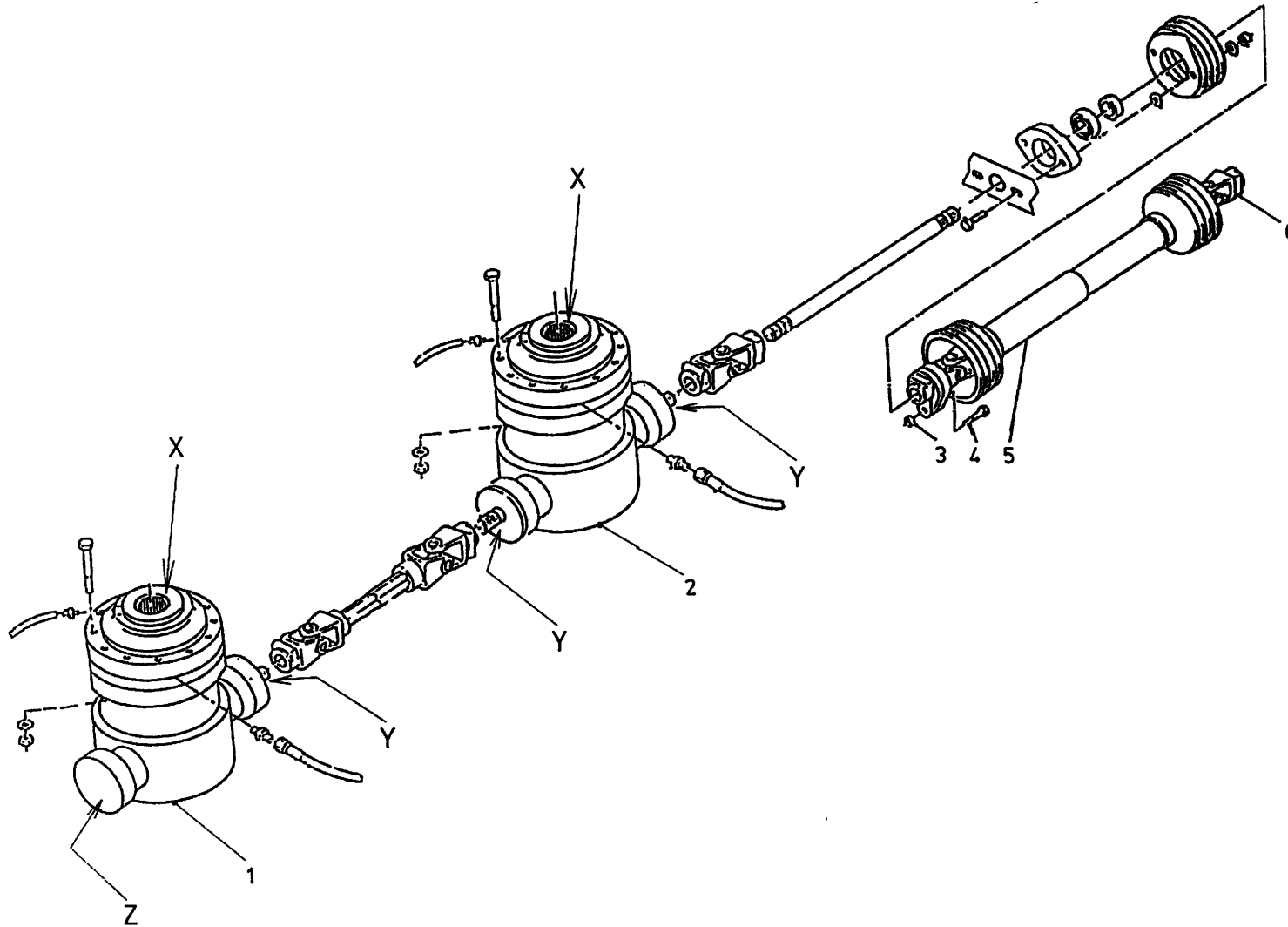
1	31639	1	
2	31640	1	
3	84188	3	M16 x 55
4	86216	3	M16
5	84125	1	M8 x 25
6	86208	1	M8

L = 550 + TC

1	31639TC	1	
2	31640	1	
3	84188	3	M16 x 55
4	86216	3	M16
5	84125	1	M8 x 25
6	86208	1	M8

92180/1

Afbeelding 12: 1000 TPM aandrijfsysteem
 Abbildung 12: 1000 U/M Antriebskomponente
 Figure 12: 1000 RPM drive system

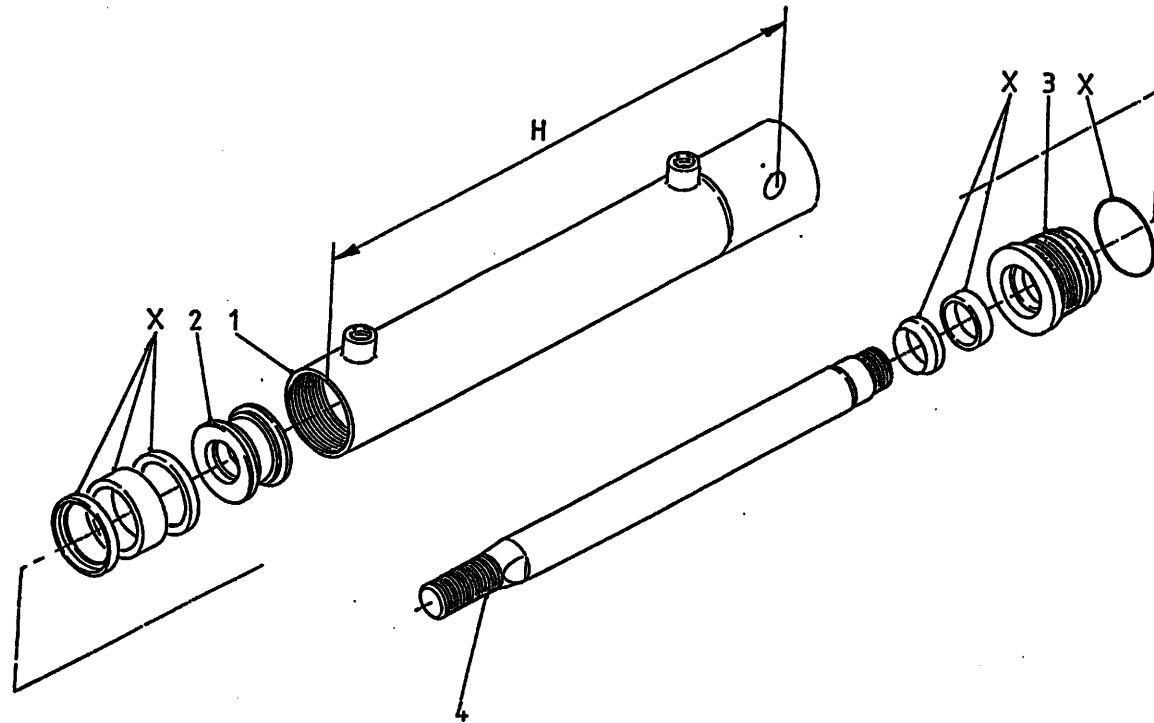


bestelnummer
 ordernummer
 Num. à commander
 Bestellnummer

1	90980	1	
2	90979	1	
3	86210	1	M10
4	81060	1	M10 x 60 8.8
5A	90981	1	1 1/8"-21 / 2480 / L=1210
5B	94020	1	1 1/8"-21 / 2480 / L=1610
5C	94023	1	1 1/8"-21 / 2580 / L=1610
6A	90626	1	1 1/8"-6 WWE 2480
6B	90982	1	1 1/8"-21 WWE 2480
6C	94000	1	1 1/4"-20 WWE 2480
6D	90993	1	1 1/8"-8 WWE 2400
6E	94086	1	1 1/8"-21 WWE 2580
X	70168	2	
Y	05471	3	
Z	70167	1	

92180/1

Afbeelding 13: Doseerklapcilinder
 Abbildung 13: Auswurfschieber zylinder
 Figure 13: Slide cilinder



bestelnummer
 ordernummer
 Num. à commander
 Bestellnummer

51154/51114 16/20/2400 ZK H=690

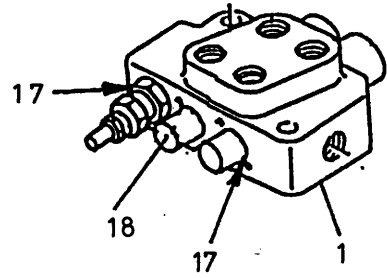
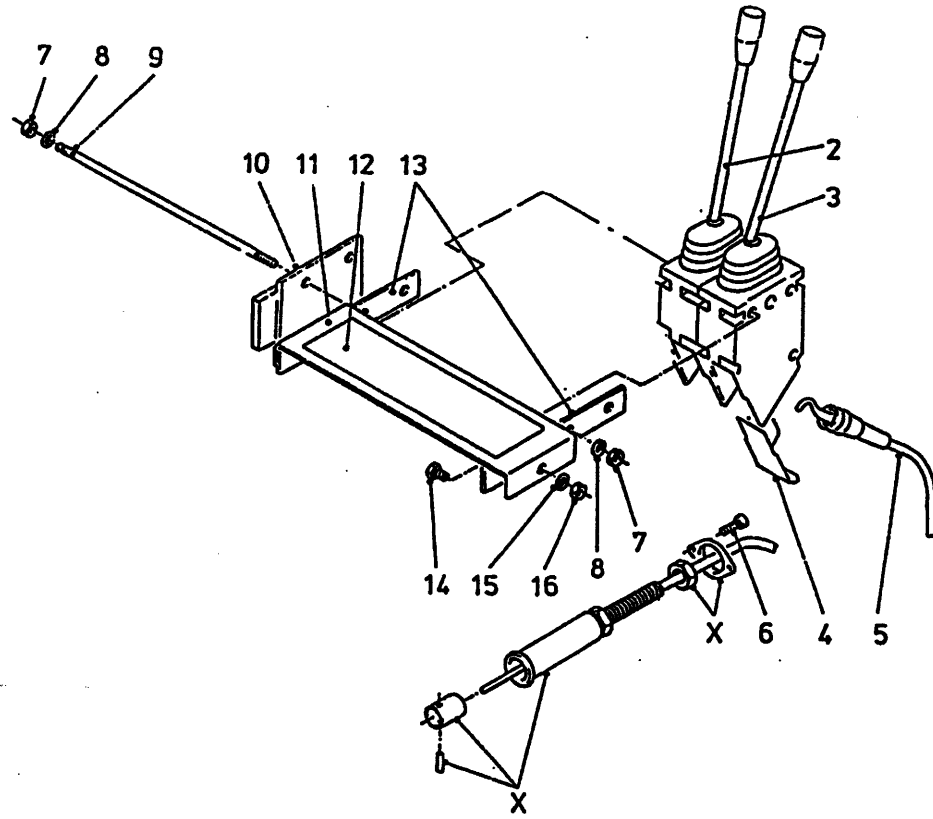
1A	12045	1	H=798
1B	12870	1	H=798
2	30860	1	
3	31460	1	
4	31764	1	
X	05309	1	

51062 20/2400 VL H=900

1	11600	1	H=1008
2	30860	1	
3	31460	1	
4	31459	1	
X	05309	1	

92180/1

Afbeelding 14: Mechanisch bediening
 Abbildung 14: Mechanische Fernbedienung
 Figure 14: Mechanical remote control

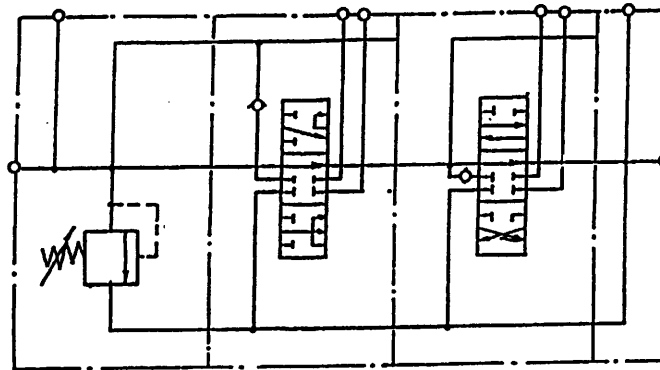
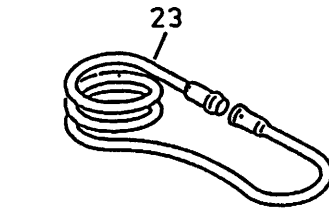
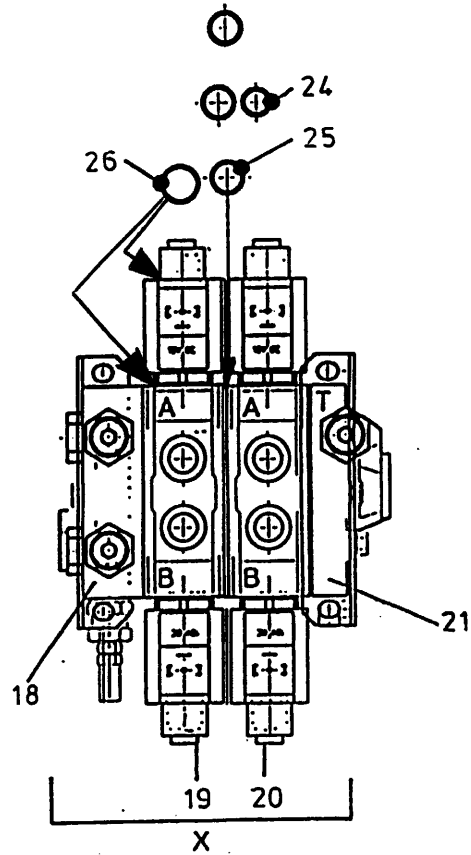
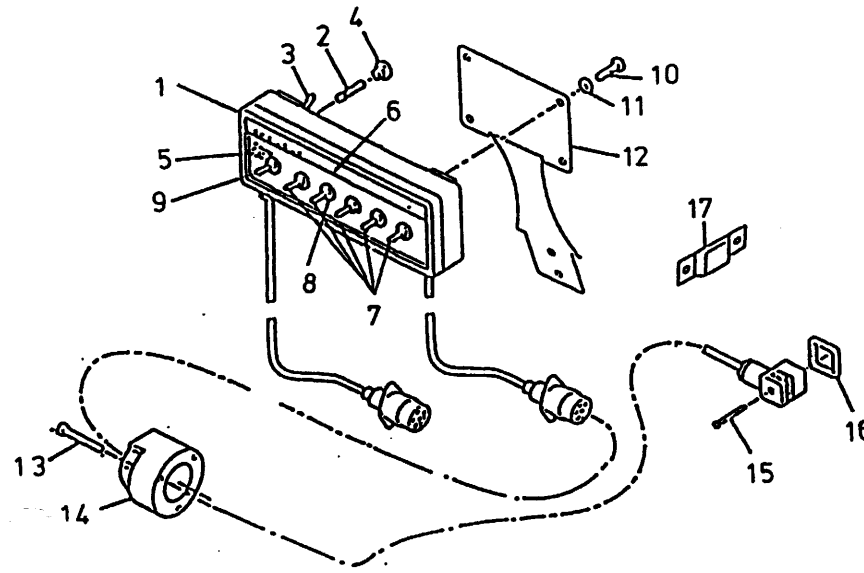


bestelnummer
 ordernummer
 Num. à commander
 Bestellnummer

1	53292	1	2H
2	53129	1	
3	53127	1	
4	60210	2	
5	79060	2	L=3000
6	84480	4	M6 x 45
7	86206	6	M6
8	85106	6	M6
9	84042	3	M6 x 120
10	11139	1	
11	23167	1	
12	91237	1	
13	22244	2	
14	80816	2	M8 x 16
15	85108	2	M8
16	86208	2	M8
17	78128	5	17,86 x 2.62/70
18	53436	2	
X	53231	2	

92180/1

Afbeelding 15: Elektrische bediening
 Abbildung 15: Elektrische Bedienung
 Figure 15: Electrical remote control



bestelnummer
 ordernummer
 Num. à commander
 Bestellnummer

1	98195	1	
2	98053	1	
3	98054	1	
4	98052	1	
5	98051	1	
6	91015	1	
7	98113	5	
8	98056	6	
9	98206	1	
10	80610	4	M6 x 10
11	85106	4	M6
12	40420	1	
13	84476	3	M5 x 30
14	98147	1	
15	84711	4	M3 x 35
16	60180	4	
17	24644	1	
18	53404	1	
19	53408	1	
20	53425	1	
21	53407	1	
23	98150	1	
24	78122	3	17,17 x 1.78/70
25	78133	9	14 x 1.78/70
26	78062	4	18,77 x 1.78/70
X	53426	1	

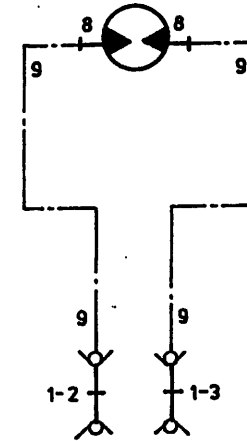
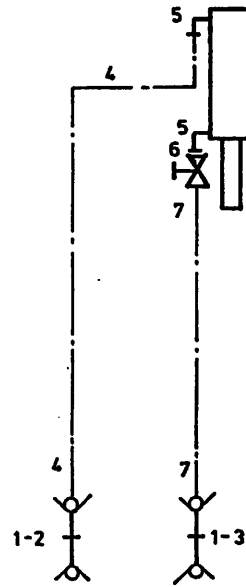
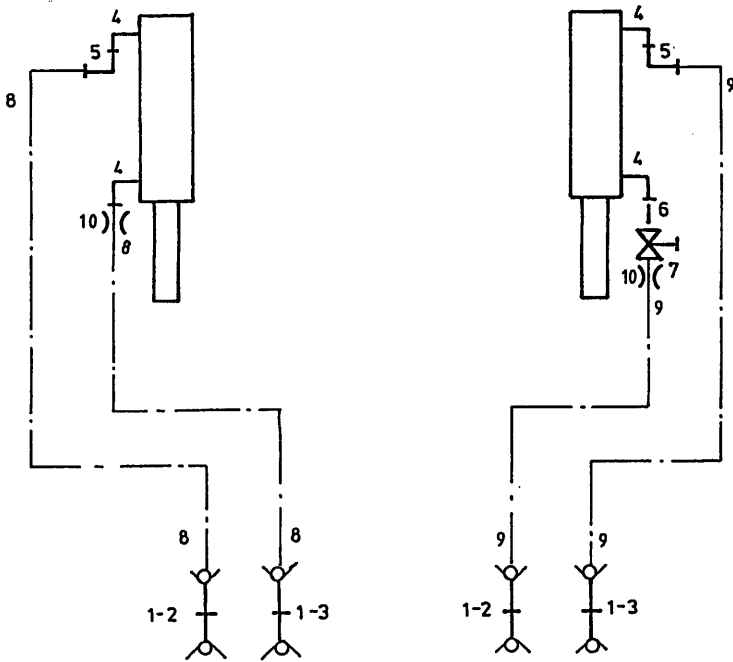
92180/1

Afbeelding 16A: Slangenschema directe aansluiting ZK en VL types
 Abbildung 16A: Hydraulik Plan Direkt Anschluß ZK und VL Types
 Figure 16A: Hydraulics direct connection ZK and VL types

bestelnummer
 ordernummer
 Num. à commander
 Bestellnummer

ZK

VL



ZK

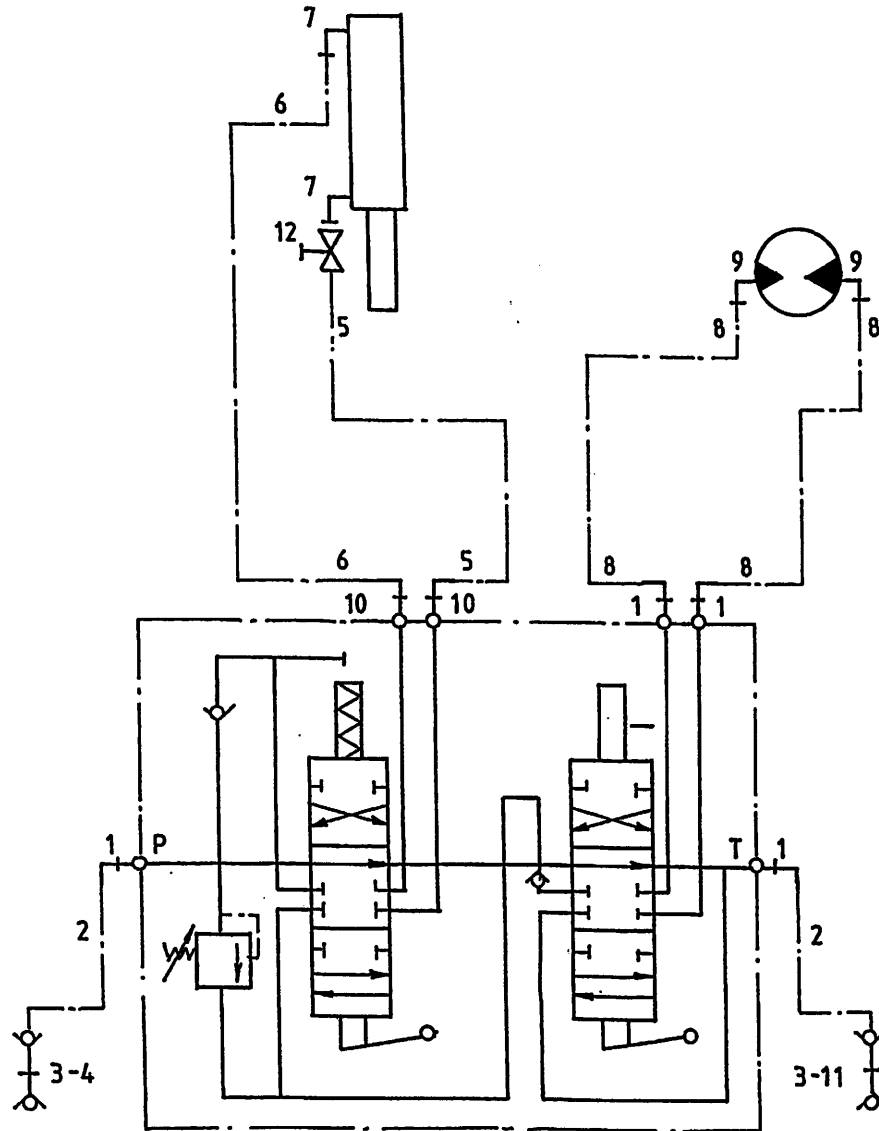
1	53016	4	
2	53303	2	Rood
3	53326	2	Blauw
4	X50107	4	
5	X50147	2	
6	52654	1	L=40
7	51027	1	
8A	W52640	2	¼" 8500 RR 1600
8B	W52642	2	¼" 9100 RR 2000
9A	W50920	2	¼" 6500 RR 1600
9B	W52632	2	¼" 7250 RR 2000
10	30726	2	Ø 0,8

VL

1	53016	4	
2	53303	2	Rood
3	53326	2	Blauw
4	W50854	1	¼" 2700 RR
5	W50647	1	¼" 3500 RR
6	51027	1	
7	X50107	2	
8	X50117	2	
9	W50765	2	½" 4300 RR

92180/1

Afbeelding 16B: Slangenschema voorlossend
 Abbildung 16B: Hydraulik Plan Entleerung vorne
 Figure 16B: Hydraulics front discharge

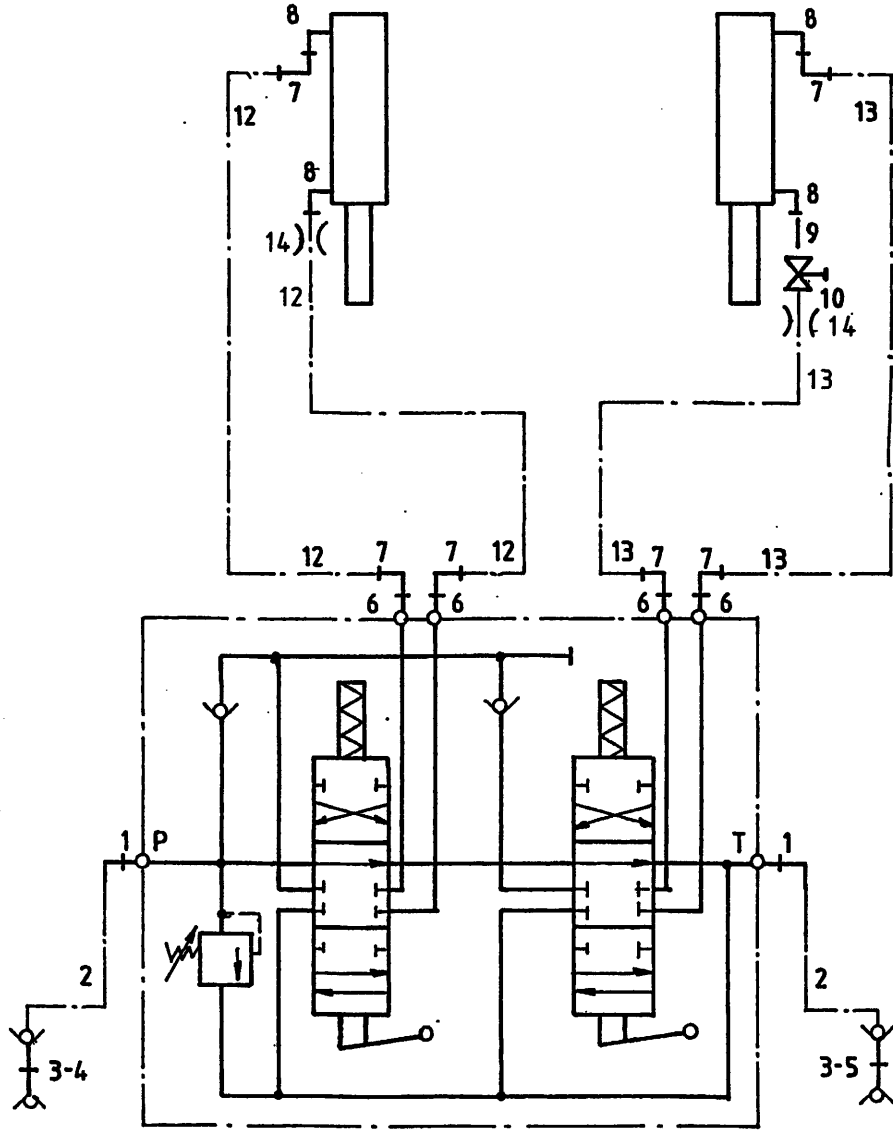


bestelnummer
 ordernummer
 Num. à commander
 Bestellnummer

1	X50102	4	
2	W50768	2	½" 3000 RH
3	53301	2	
4	53303	1	Rood
5	W50650	1	¼" 1000 RH
6	W50700	1	¼" 1800 RH
7	X50107	2	
8	W50601	2	½" 1800 RH
9	X50123	2	
10	X50114	2	
11	53326	1	Blauw
12	51027	1	

92180/1

Afbeelding 16C: Slangenschema zijlossend
 Abbildung 16C: Hydraulik Plan Entleerung seitlich
 Figure 16C: Hydraulics side discharge

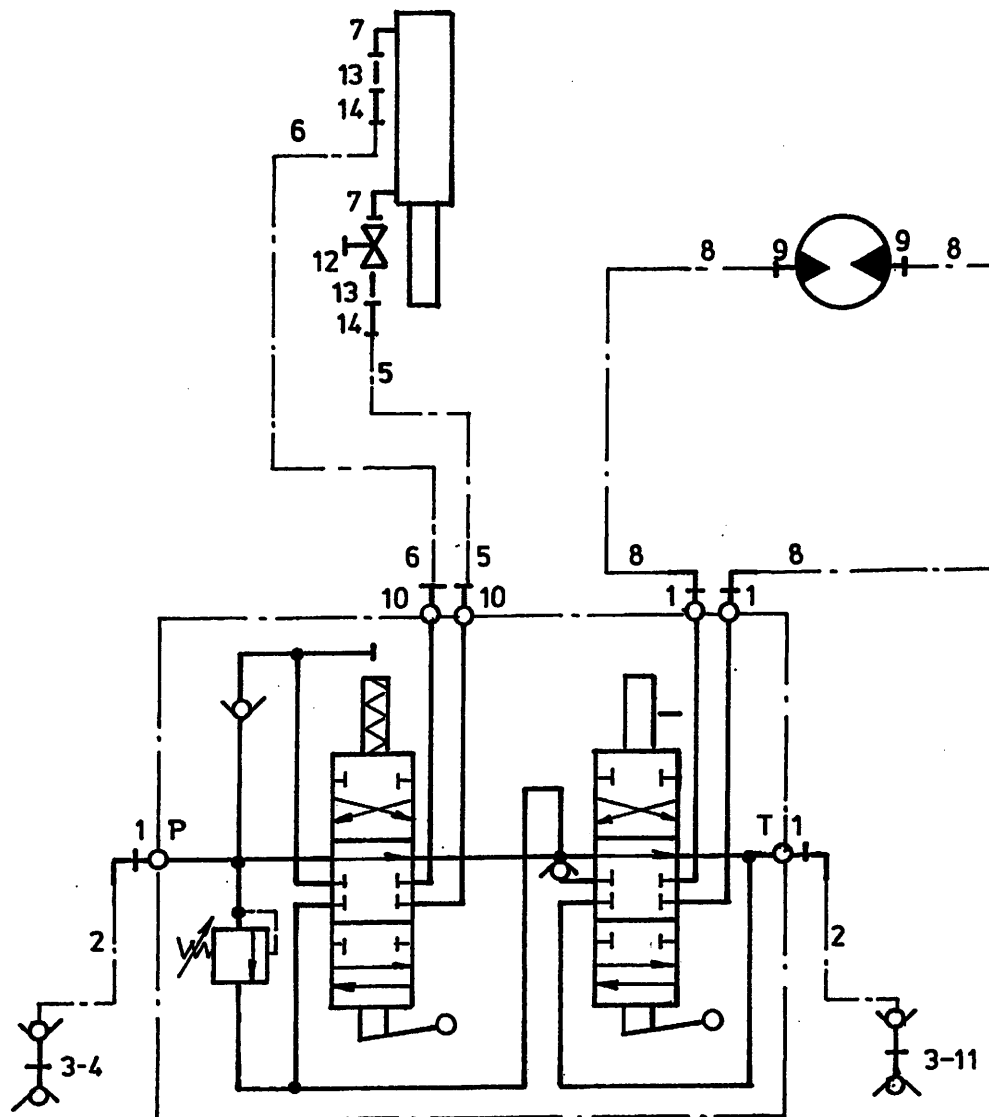


bestelnummer
 ordernummer
 Num. à commander
 Bestellnummer

1	X50102	2	
2	W50643	2	½" 2500 RH
3	53301	2	
4	53303	1	Rood
5	53326	1	Blauw
6	X50114	4	
7	X50147	6	
8	X50107	4	
9	52654	1	
10	51027	1	
12	W50745	2	¼" 4600 RR
13	W50920	2	¼" 6500 RR
14	30726	2	Ø0,8

92180/1

Afbeelding 16D: Slangenschema achterlossend
 Abbildung 16D: Hydraulik Plan Entleerung Hinten
 Figure 16D: Hydraulics rear discharge



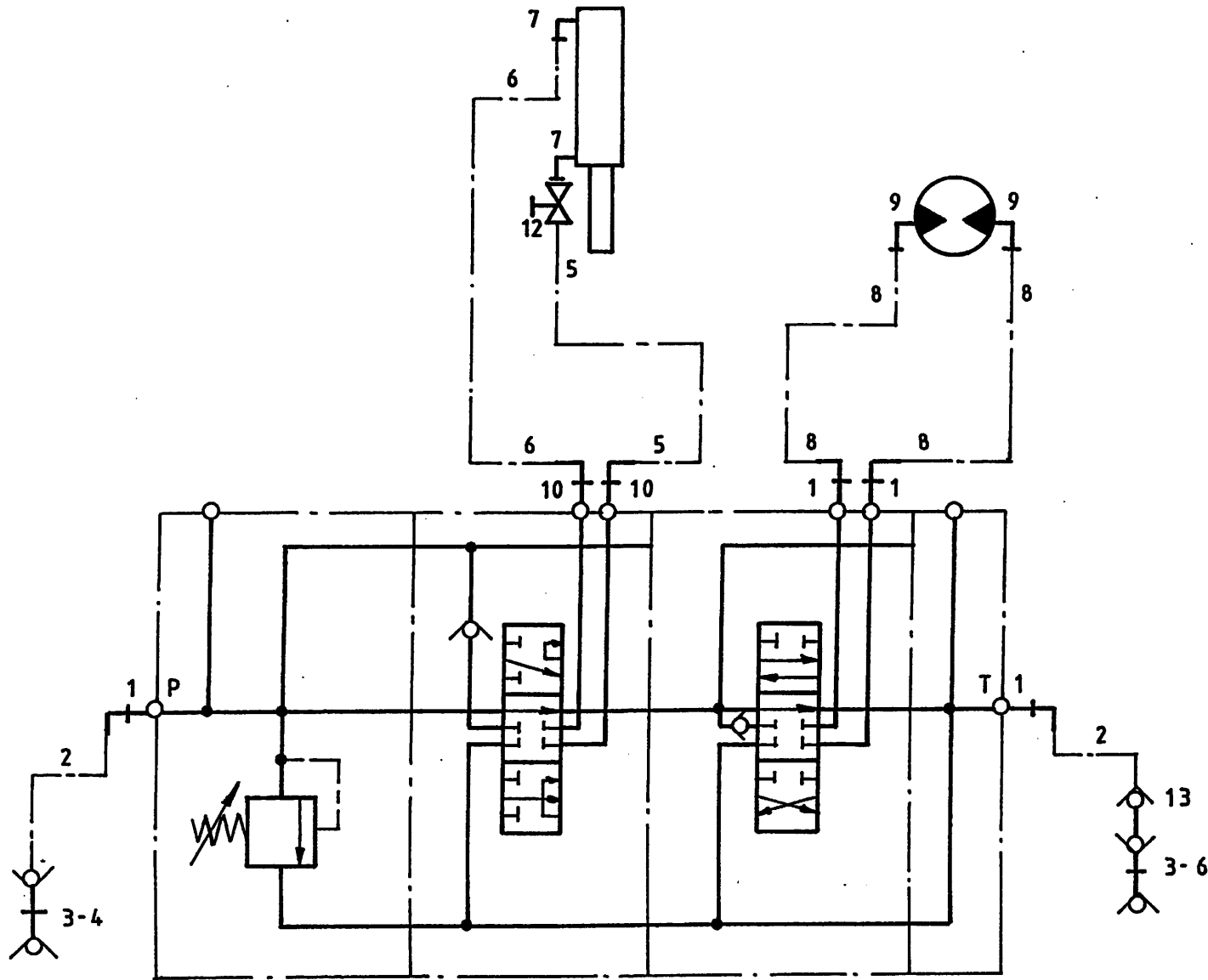
bestelnummer
 ordernummer
 Num. à commander
 Bestellnummer

1	X50102	4	
2	W50643	2	½" 2500 RH
3	53301	2	
4	53303	1	Rood
5	W52658	1	⅜" 7000 RR
6	W52659	1	⅜" 7900 RR
7	50107	2	
8	W52603	2	½" 5700 RH
9	X50117	2	
10	X50113	2	
11	53326	1	Blauw
12	51027	1	
13	52654	2	L=40
14	50136	2	

92180/1

Afbeelding 17A: Slangenschema electrisch voorlossend
 Abbildung 17A: Hydraulik Plan Elektrische Entleerung vorne
 Figure 17A: Hydraulics scheme electric front discharge

bestelnummer
 ordernummer
 Num. à commander
 Bestellnummer

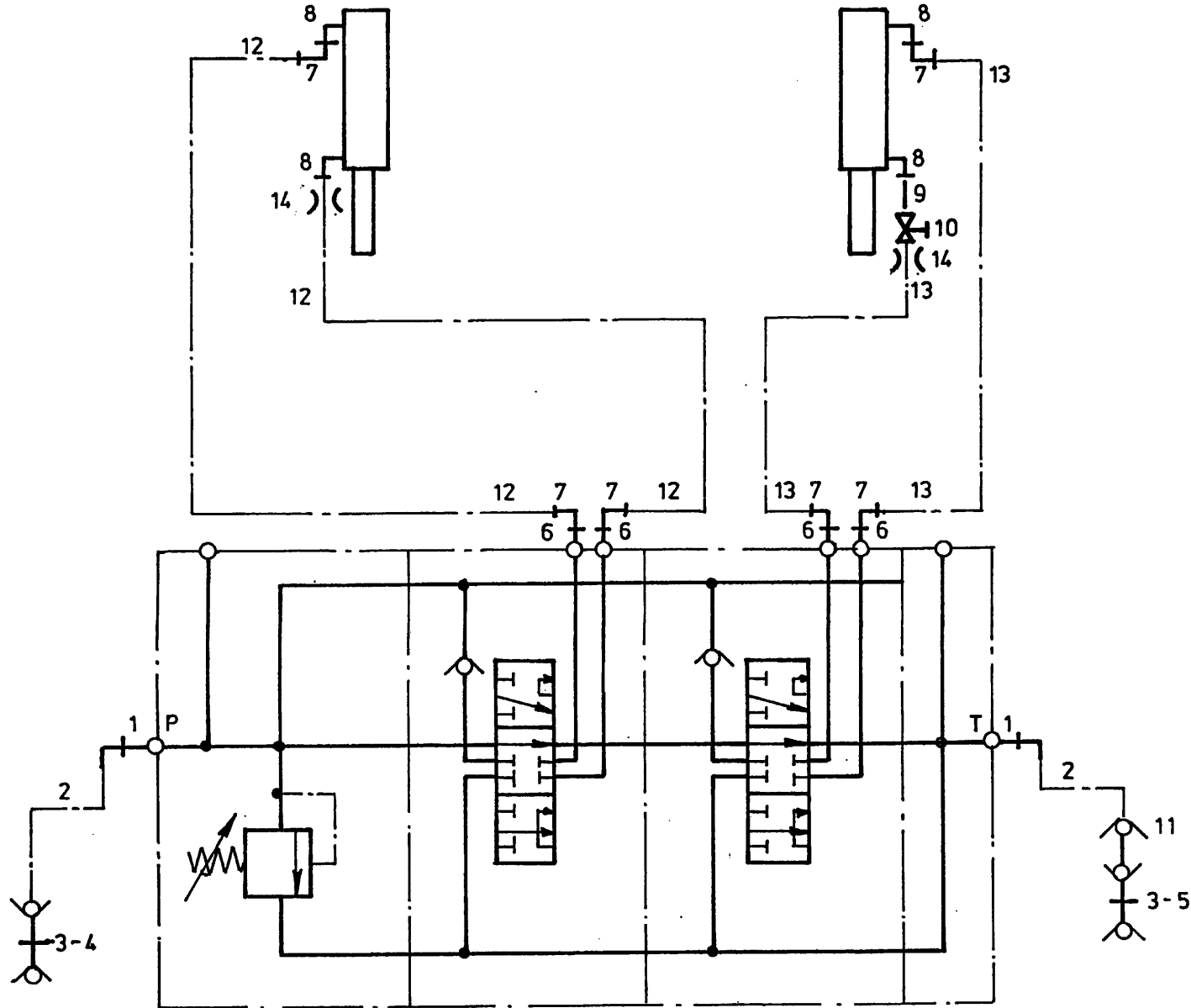


1	X50102	4	
2	W50768	2	½"3000 RH
3	53301	2	
4	53303	1	Rood
5	W50650	1	¼"1000 RH
6	W50700	1	¼"1800 RH
7	X50107	2	
8	W50601	2	½"1800 RH
9	X50123	2	
10	X50114	2	
11	53326	1	Blauw
12	51027	1	
13	53327	1	

92180/1

Afbeelding 17B: Slangenschema electrisch zijlossend
 Abbildung 17B: Hydraulik Plan Elektrische Entleerung seitlich
 Figure 17B: Hydraulics scheme electric side discharge

bestelnummer
 ordernummer
 Num. à commander
 Bestellnummer

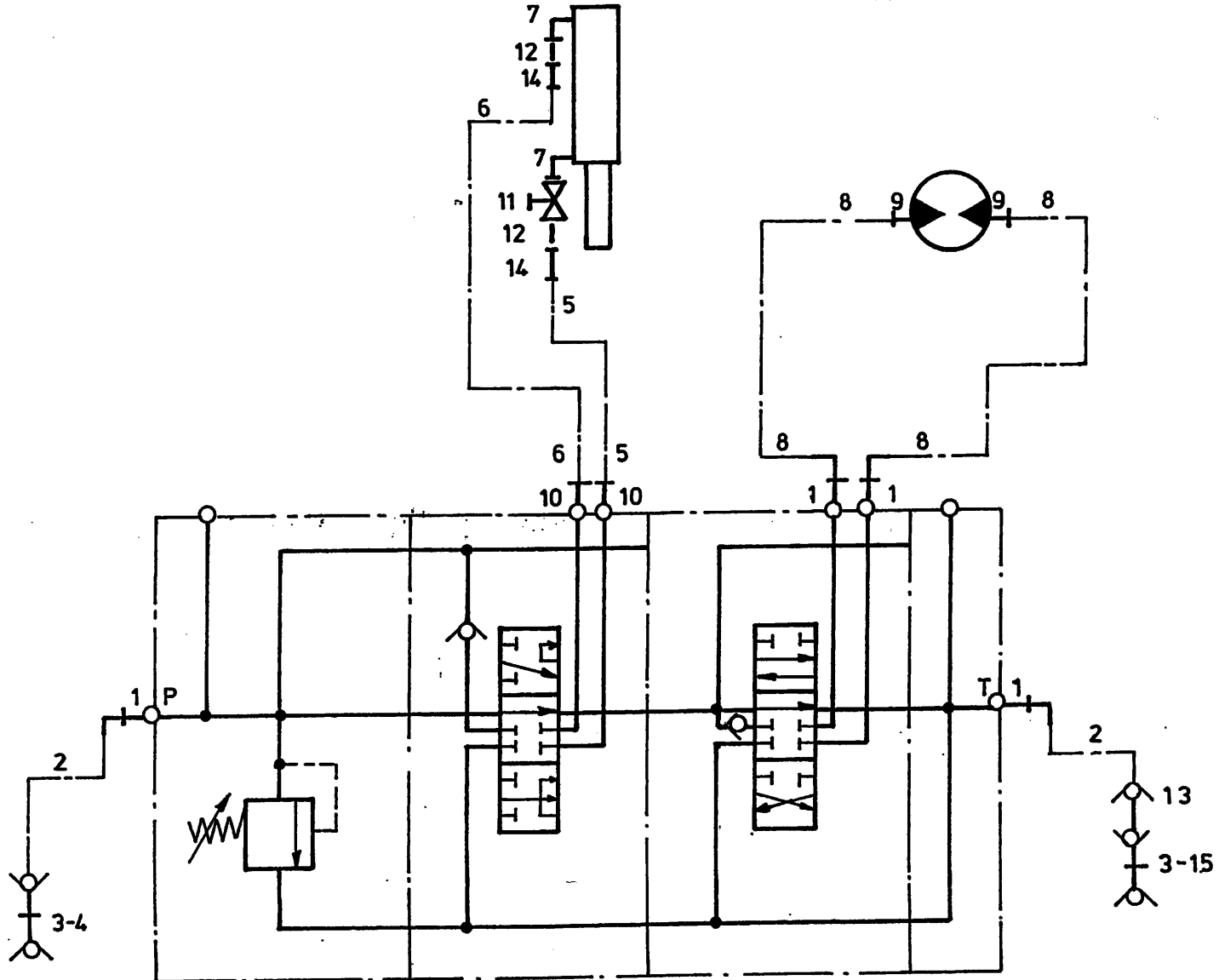


1	X50102	4	
2	W50643	2	½"2500 RH
3	53301	2	
4	53303	1	Rood
5	53326	1	Blauw
6	X50114	4	
7	X50147	6	
8	X50107	4	
9	52654	1	L=40
10	51027	2	
11	53273	1	
12	W50745	2	¼"4600 RR
13	W50920	2	¼"6500 RR
14	30726	2	Ø 0,8

92180/1

Afbeelding 17C: Slangenschema electrisch achterlossend
 Abbildung 17C: Hydraulik Plan Elektrische Entleerung hinten
 Figure 17C: Hydraulics scheme electric rear discharge

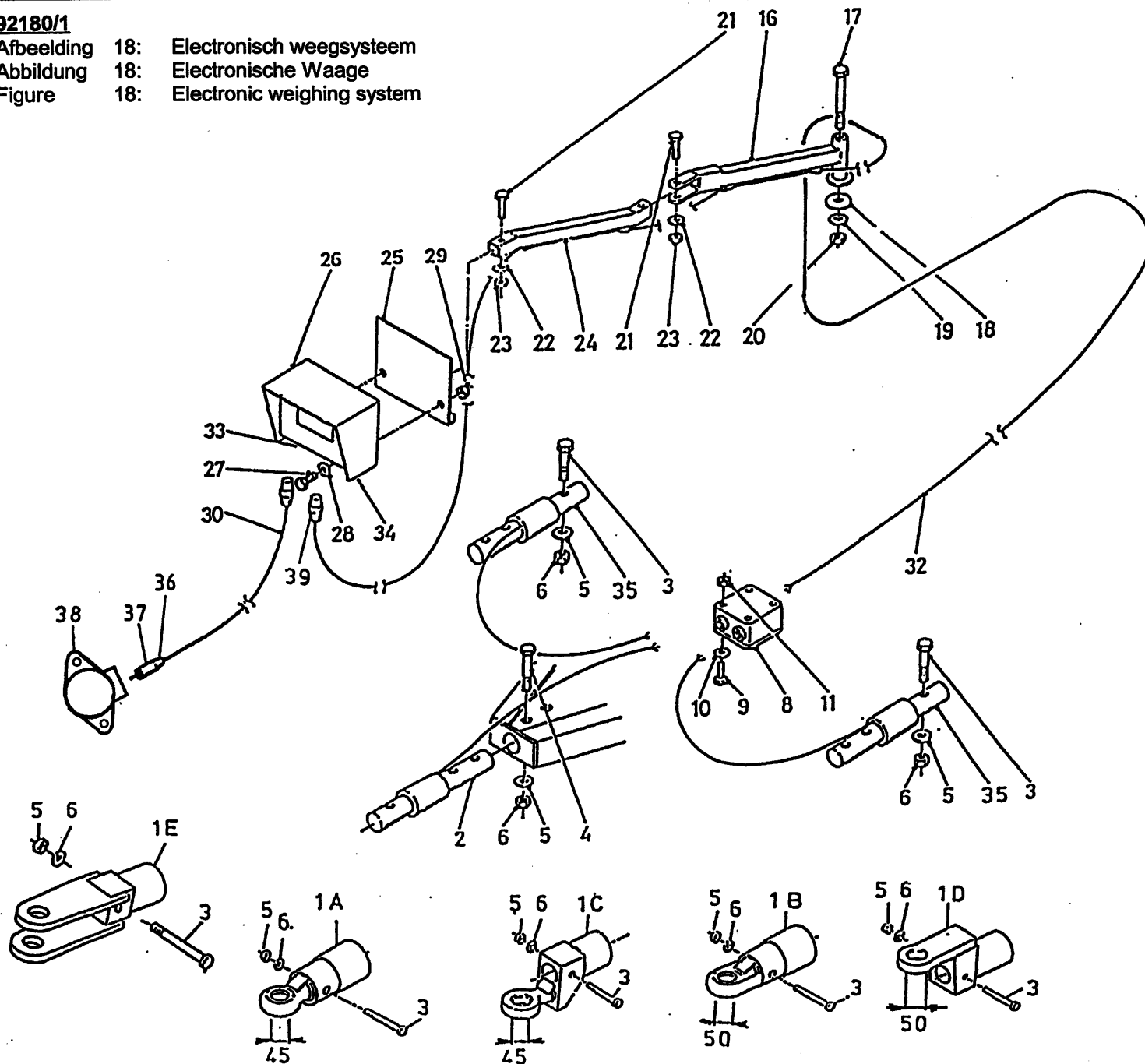
bestelnummer
 ordernummer
 Num. à commander
 Bestellnummer



1	X50102	4	
2	W50643	2	½" 2500 RH
3	53301	2	
4	53303	1	Rood
5	W52658	1	⅜" 7000 RR
6	W52659	1	⅜" 7900 RR
7	50107	2	
8	W52603	2	½" 5700 RH
9	X50117	2	
10	X50113	2	
11	51027	1	
12	52654	2	L=40
13	53273	1	
14	50136	2	
15	53326	1	Blauw

92180/1

Afbeelding 18: Electronisch weegsysteem
 Abbildung 18: Electronische Waage
 Figure 18: Electronic weighing system

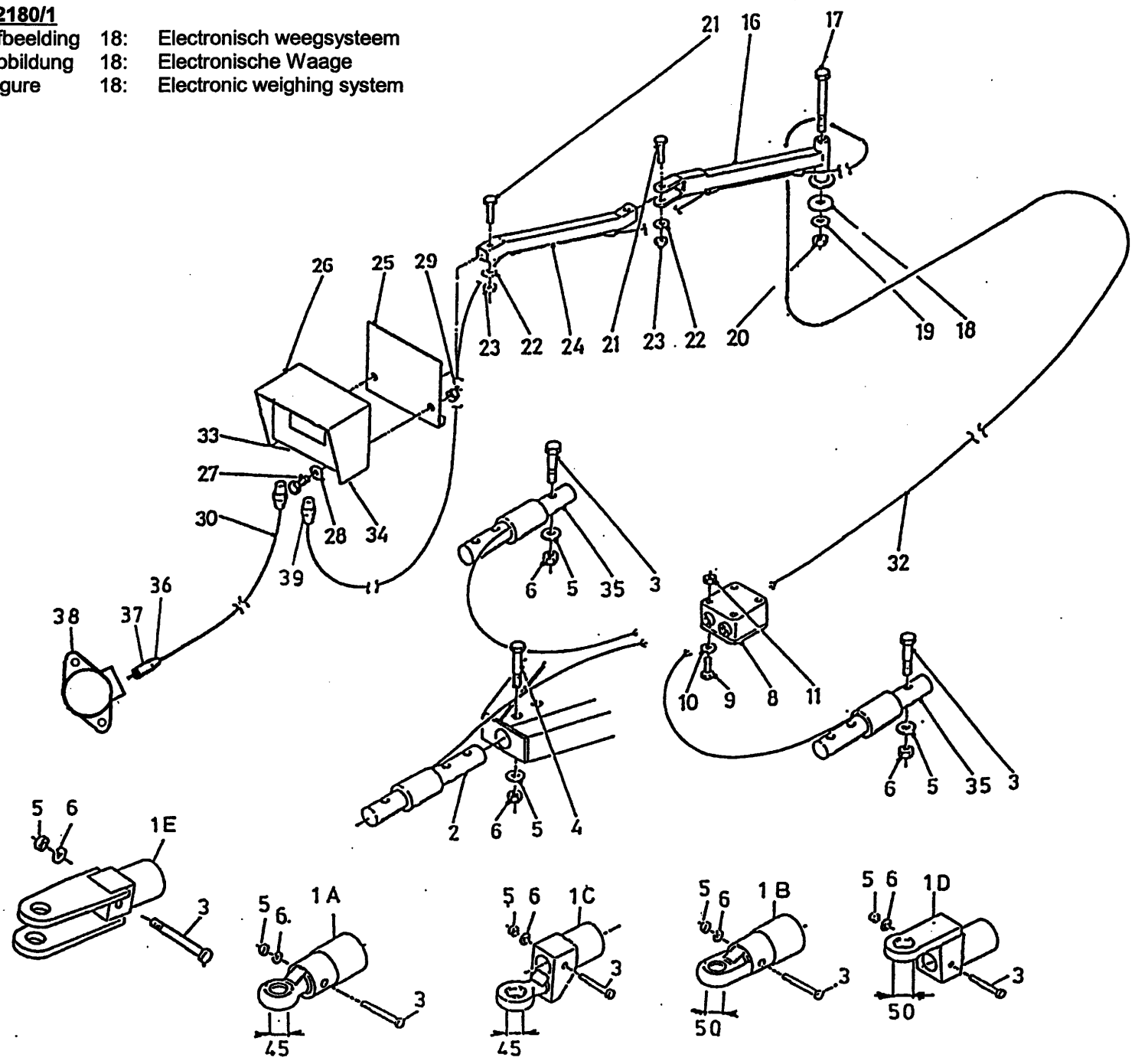


bestelnummer
 ordernummer
 Num. à commander
 Bestellnummer

1A	12229	1	Ø45
1B	12560	1	Ø50
1C	12230	1	Ø45
1D	12612	1	Ø50
1E	12785	1	
2	90447	1	Ø63,5
3	82013	3	M20 x 130 12.9
4	82014	1	M20 x 140 12.9
5	85020	4	M20
6	86220	4	M20
7	91216	1	
8	90482	1	
9	84445	4	M5 x 20
10	85105	4	M5
11	86505	4	M5
14	80821	2	M8 x 20
15	85108	2	M8
16	12037	1	
17	81653	1	M16 x 150
18	60298	1	
19	85116	1	M16
20	86216	1	M16
21	81055	2	M10 x 55
22	85110	2	M10
23	86210	2	M10
24	12036	1	
25	12038	1	
26A	90481	1	F150
26B	90602	1	F150 View
26C	90573	1	F320
26D	94007	1	EZ 2000
26E	90977	1	EZ 2000 View
26F	94075	1	EZ 3200
26G	94076	1	EZ 3200 View
27	80621	2	M6 x 20
28	85106	2	M6
29	86506	2	M6
30	90483	1	
32	90719	1	
33	05389	1	Female

92180/1

Afbeelding 18: Electronisch weegsysteem
 Abbildung 18: Elektronische Waage
 Figure 18: Electronic weighing system

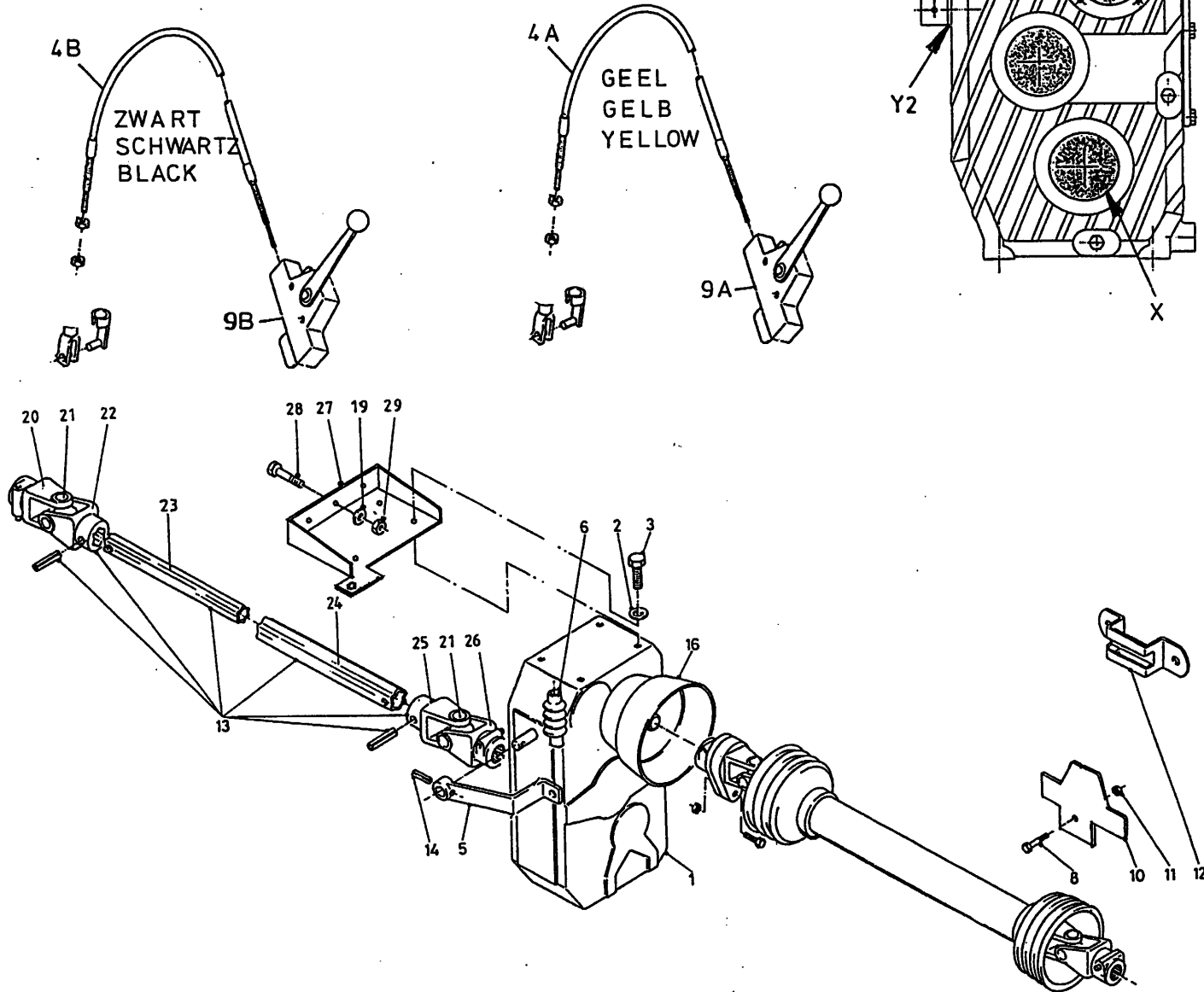


bestelnummer
 ordernummer
 Num. à commander
 Bestellnummer

34	05390	1	Female
35	90841	2	
36	98239	1	
37	98238	1	
38	98237	1	
39	98218	1	

92180/1

Afbeelding 19 : Vertragskast
 Abbildung 19 : Reduziergetriebe
 Picture 19 : Reduction gearbox

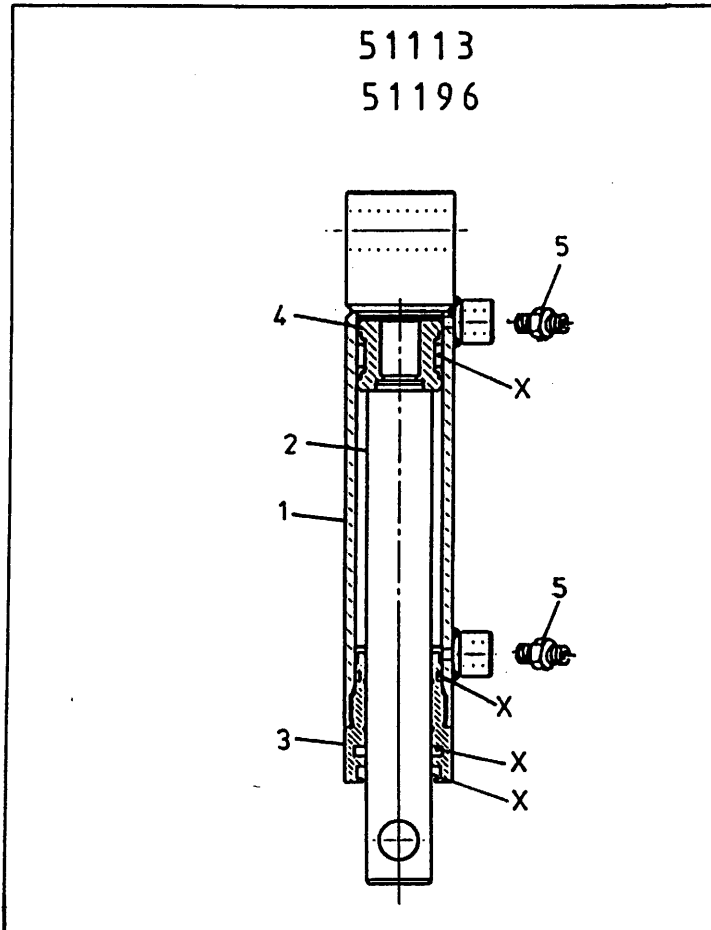
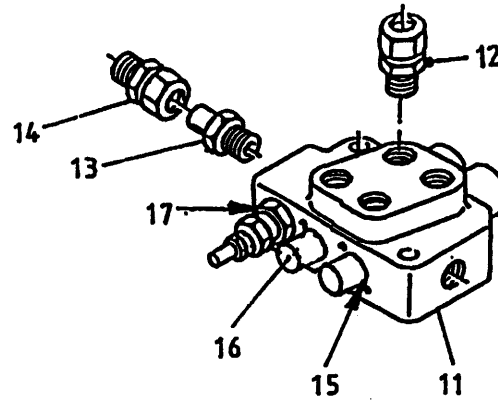
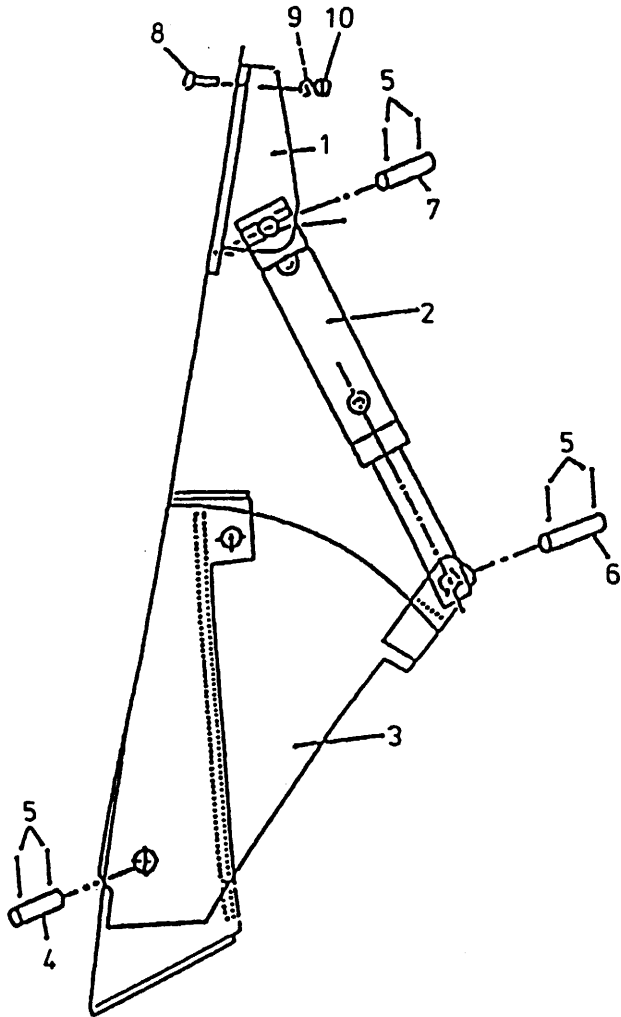


bestelnummer
 ordernumber
 Num. à commander
 Bestellnummer

1A	90633	1	→ I 03 BIMA
1B	90857	1	I → 04 GB 1600
1C	94031	1	I → 04 GB 2000/2400
2	85114	4	M14
3	81430	4	M14 x 30
4A	79051	1	L=3000
4B	79099	1	L=3750
5	12862	1	
6	90280	1	
8	80630	2	M6 x 30
9A	90121	1	
9B	94041	1	
10	10525	1	
11	86206	2	M6
12	20199	1	
13	90560	1	1 1/4"-20 / 1 1/4"-6
14	88030	1	Ø6 x 30
16	90499	2	
19	85116	3	M16
20	90562	1	1 1/4"-20
21	90561	2	
22	90607	1	
23	90741	1	
24	90742	1	
25	90606	1	
26	90608	1	1 1/4"-6
27	12861	1	
28	81641	3	M16 x 40
29	86216	3	M16
X	70171	2	50 x 90 x 10 GB
Y1	78122	1	Ø17.17 x 1.78 70° sh GB
Y2	70178	1	20 x 30 x 5 GB

92180/1

Afbeelding 20: Hydraulische bediening conrames
 Abbildung 20: Hydraulische Fernbedienung
 Figure 20: Hydraulic control counter knife



51113
51196

bestelnummer
 ordernummer
 Num. à commander
 Bestellnummer

1	12043	1	
2	51113	1	
3	12039	1	
4	25332	1	
5	88239	6	Ø5 x 40
6	25607	1	
7	25606	1	
8	84808	2	M12 x 30
9	85112	2	M12
10	86212	2	M12
11	53267	1	
12	X50114	2	
13	50132	1	
14	50102	1	
15	78126	2	15,08 x 2,62/70
16	53430	2	
17	78128	1	17.86 x 2.62/70

51196 H = 110

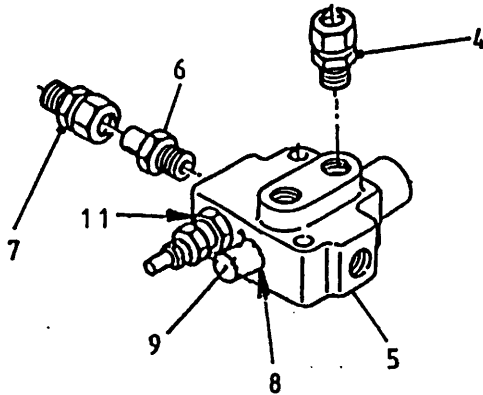
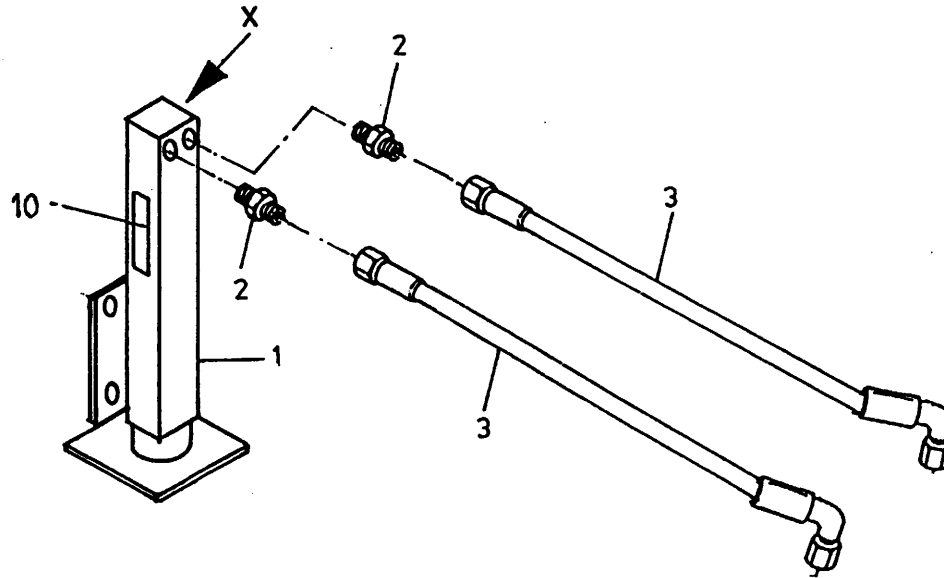
1	12843	1	
2	32207	1	
3	31460	1	
4	30860	1	
5	X50104	2	
X	05309	1	

51113 H = 120

1	12028	1	
2	31757	1	
3	31460	1	
4	30860	1	
5	X50104	2	
X	05309	1	

92180/1

Afbeelding 21: Hydraulische steunpoot
 Abbildung 21: Hydraulischer Stützfuß
 Figure 21: Hydraulic support



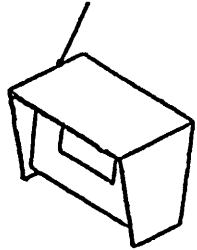
bestelnummer
 ordernummer
 Num. à commander
 Bestellnummer

1	12029	1	
2	X50124	2	
3	W50956	2	1/4" 4200 RH
4	X50114	2	
5	53002	1	
6	50132	1	
7	50102	1	
8	78126	2	15,08 x 2.62/70
9	53445	1	
10	91334	1	
11	78128	1	17.86 x 2.62/70
X	05432	1	

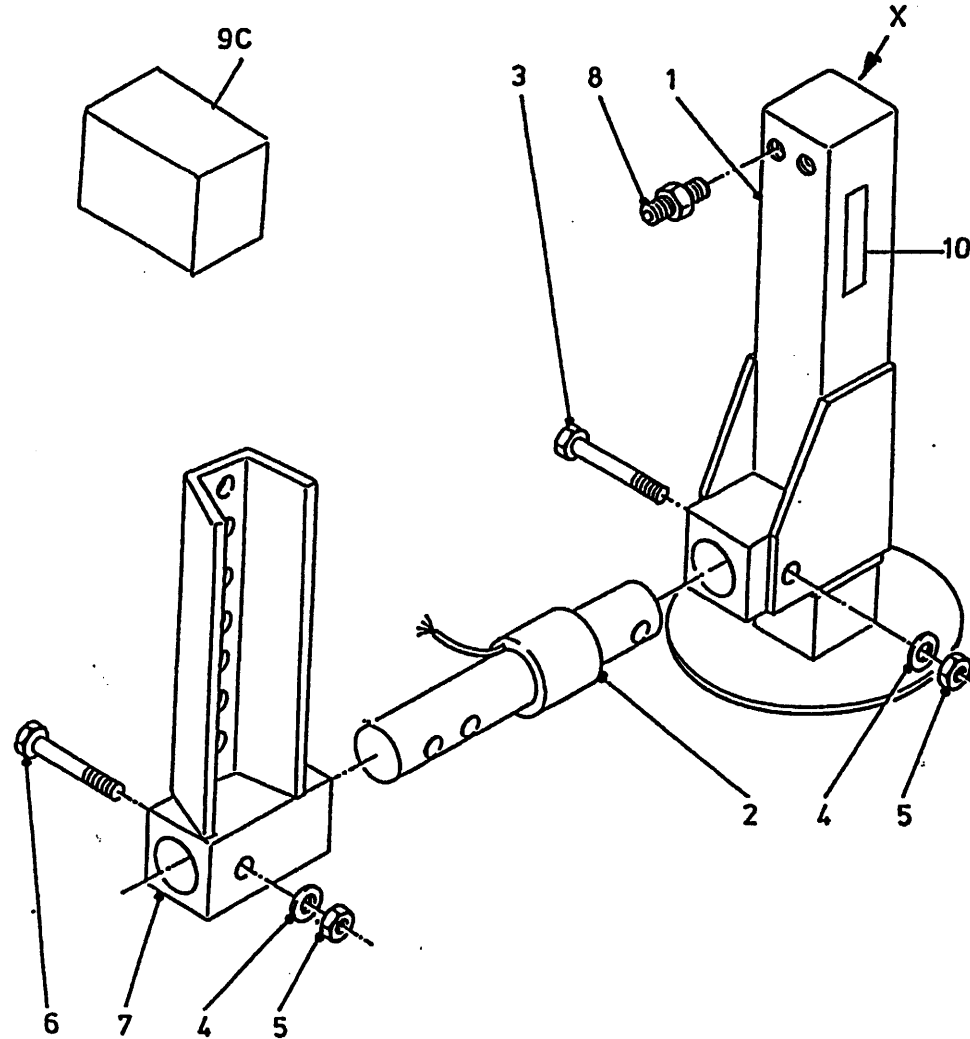
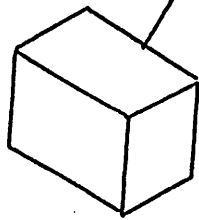
92180/1

Afbeelding 22: Steunpoot met sensor en accu
 Abbildung 22: Stützfuß mit Wiegestab und Batterie
 Figure 22: Hydraulic support with weighing sensor

9A-9B



9C



bestelnummer
 ordernummer
 Num. à commander
 Bestellnummer

1	12368	1	
2	90447	1	
3	82017	1	M20 x 160 12.9
4	85120	2	M20
5	86220	2	M20
6	82014	1	M20 x 140 12.9
7	12602	1	
8	X50124	2	
9A	90713	1	serie 01
9B	90481	1	serie 02
9C	90834	1	accu/ Batterie
10	91334	1	
X	05432	1	

92180/1

Afbeelding 23: Pneumatische remsysteem

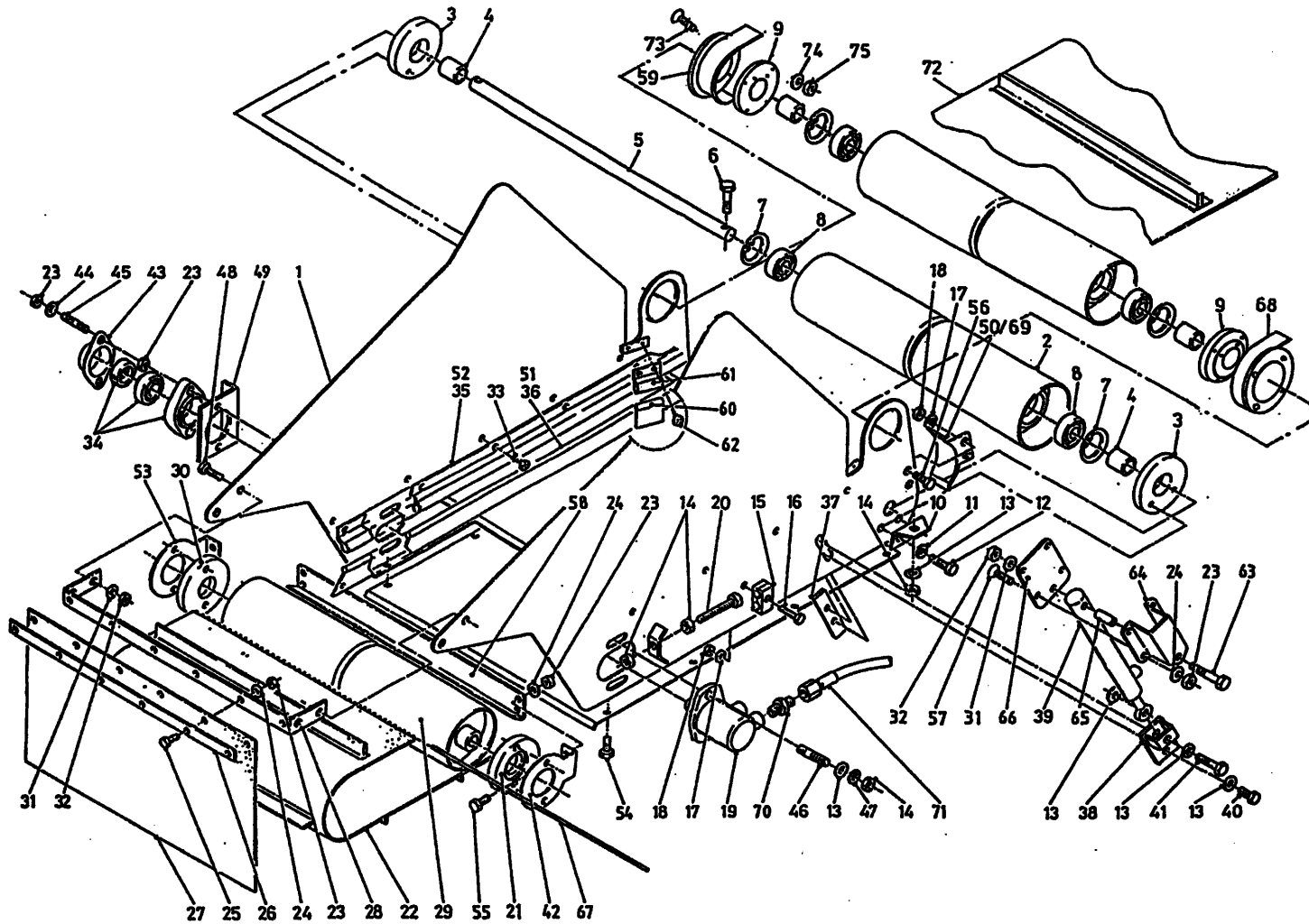
Abbildung 23: Druckluftbremse

Figure 23: Air brake system

92180/1

Afbeelding 24A : Opvoerband
 Abbildung 24A : Querband Verlängerung
 Figure 24A : Side conveyor extension

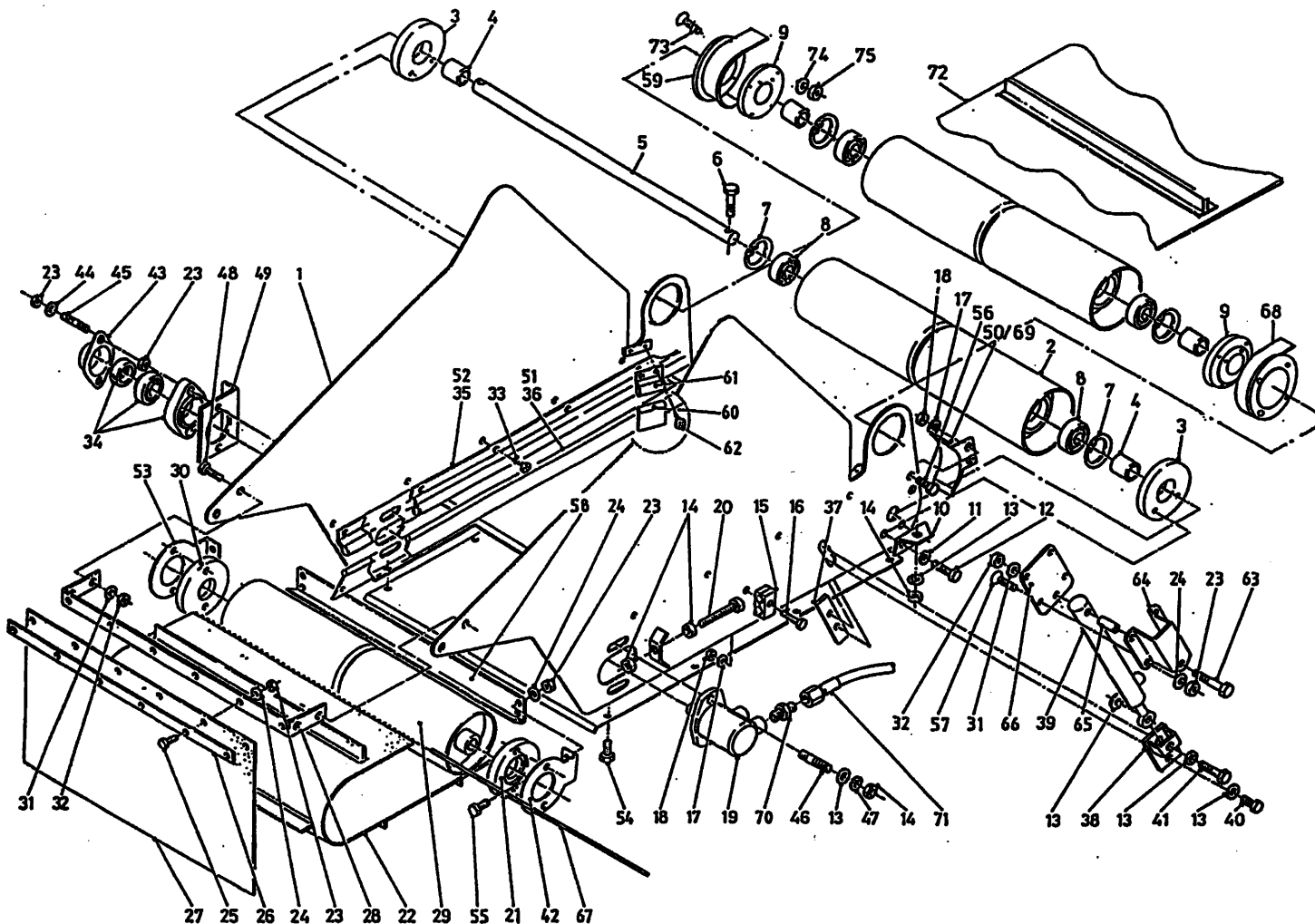
bestelnummer
 ordernummer
 Num. à commander
 Bestellnummer



1A	12483	1	L=900
1B	12531	1	L=1200
2	11979	1	
3	60290	2	
4	27115	2	
5	25200	1	
6	81251	2	M12 x 50
7	87162	2	J62
8	70010	2	6206
9	32353	2	
10	27116	2	
11	85010	4	M10
12	81036	5	M10 x 35
13	85112	2	M12
14	86212	1	M12
15	90427	1	
16	80645	1	M6 x 45
17	85106	1	M6
18	86206	1	M6
19	51083	1	
20	81223	2	M12 x 180
21	31709	1	
22A	60319	1	L=2320
22B	60342	1	L=2920
23	86208	6	M8
24	85108	6	M8
25	80826	6	M8 x 25
26	22126	1	
27	60335	1	
28	27118	1	
29	11940	1	
30	60289	1	
31	85110	4	M10
32	86210	4	M10
33	84717	8	M6 x 12
34	70084	1	
35A	90968	2	L=1170 Links
35B	94014	2	L=1510 Links
36A	60352	2	L=1240 Links
36B	60361	2	L=1580 Links
37	27094	1	

92180/1

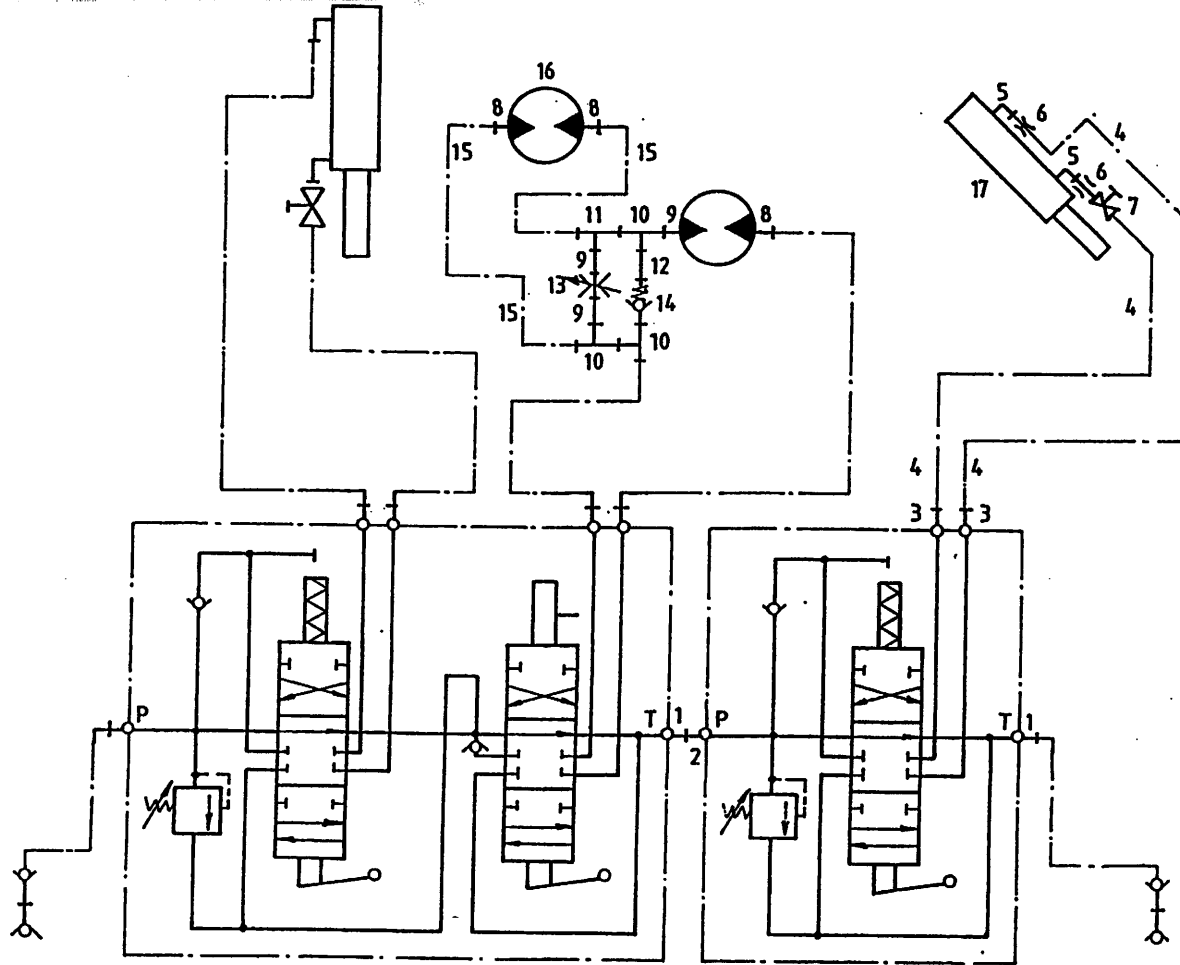
Afbeelding 24A : Opvoerband
 Abbildung 24A : Querband Verlängerung
 Figure 24A : Side conveyor extension



bestelnummer	ordernummer	Num. à commander	Bestellnummer
38	12495	1	
39	51036	1	
40	81236	1	M12 x 35
41	81272	1	M12 x 70
42	28290	1	Rechts
43	23304	1	
44	85008	2	M8
45	84176	2	M8 x 60
49	27563	1	
50	12910	1	Rechts
51A	60382	1	L=1240 Rechts
51B	60400	1	L=1580 Rechts
52A	90814	1	L=1170 Rechts
52B	90835	1	L=1510 Rechts
53	28293	1	Links
54	80826	8	M8 x 25
55	80816	4	M8 x 16
56	80616	4	M6 x 16
57	84125	1	M8 x 25
58	28291	1	
59	12911	1	
60	60374	2	
61	90910	2	
62	84717	4	M6 x 12
63	84199	1	M10 x 60
64	28094	1	
65	31998	1	
66	28095	1	
67	25422	1	
68	12912	1	Rechts
69	12909	1	Links
70	X50117	2	
71A	W50975	2	½" 4870 RH L=900
71B	W50789	2	½" 5150 RH L=1200
72A	60340	1	L=4570 14/1600
72B	60351	1	L=4925 18/2000
73	84175	8	M5 x 25
74	85105	8	M5
75	86205	8	M5

92180/1

Afbeelding 24B : Hydrauliek schema opvoerband
 Abbildung 24B : Schaltplan Querband Verlängerung
 Figure 24B : Hydraulic scheme belt extension

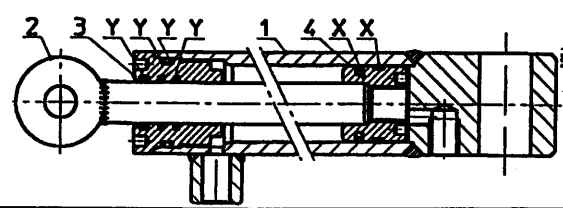


bestelnummer
 ordernummer
 Num. à commander
 Bestellnummer

1	50102	2	
2	50132	1	
3	X50114	2	
4	W50700	2	1/4" 1800 RH
5	X50107	2	
6	30726	2	Ø 0,8
7	51027	1	
8	X50117	3	
9	50108	3	
10	50303	3	
11	X50357	1	
12	52650	1	L=85
13	53185	1	
14	53037	1	
15A	W50975	2	1/2" 4870 RH L=900
15B	W50789	2	1/2"5150 RR L=1200
16	51083	1	
17	51036	1	

51036

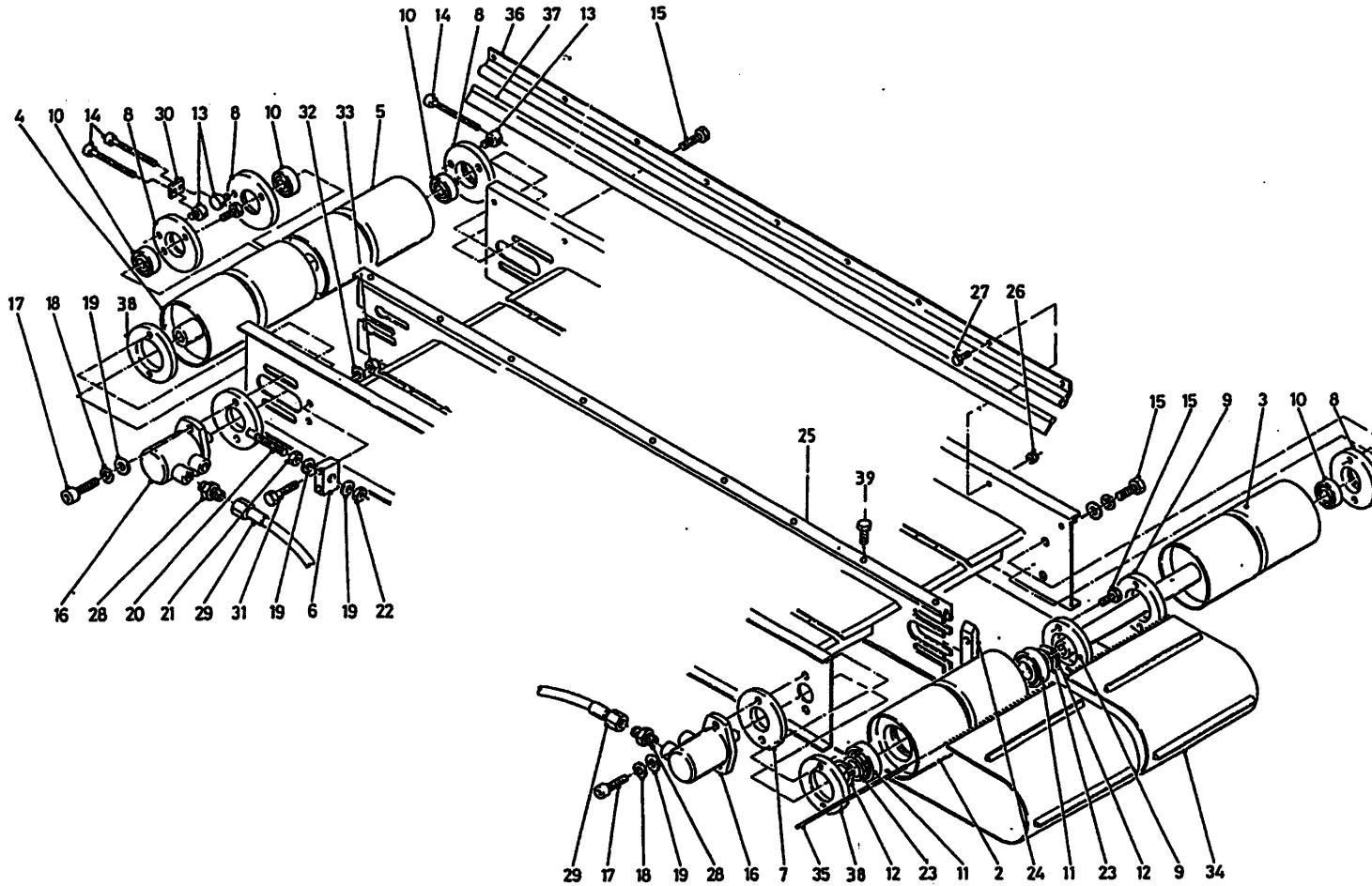
1	11303	1	
2	11586	1	
3	31297	1	
4	31393	1	
X	05262	1	
Y	05263	1	



51036

92180/1

Afbeelding 25 : Dwarsband tweezijdig Lossend
 Abbildung 25 : Querband Beidseitige Entleerung
 Figure 25 : Dual side conveyor

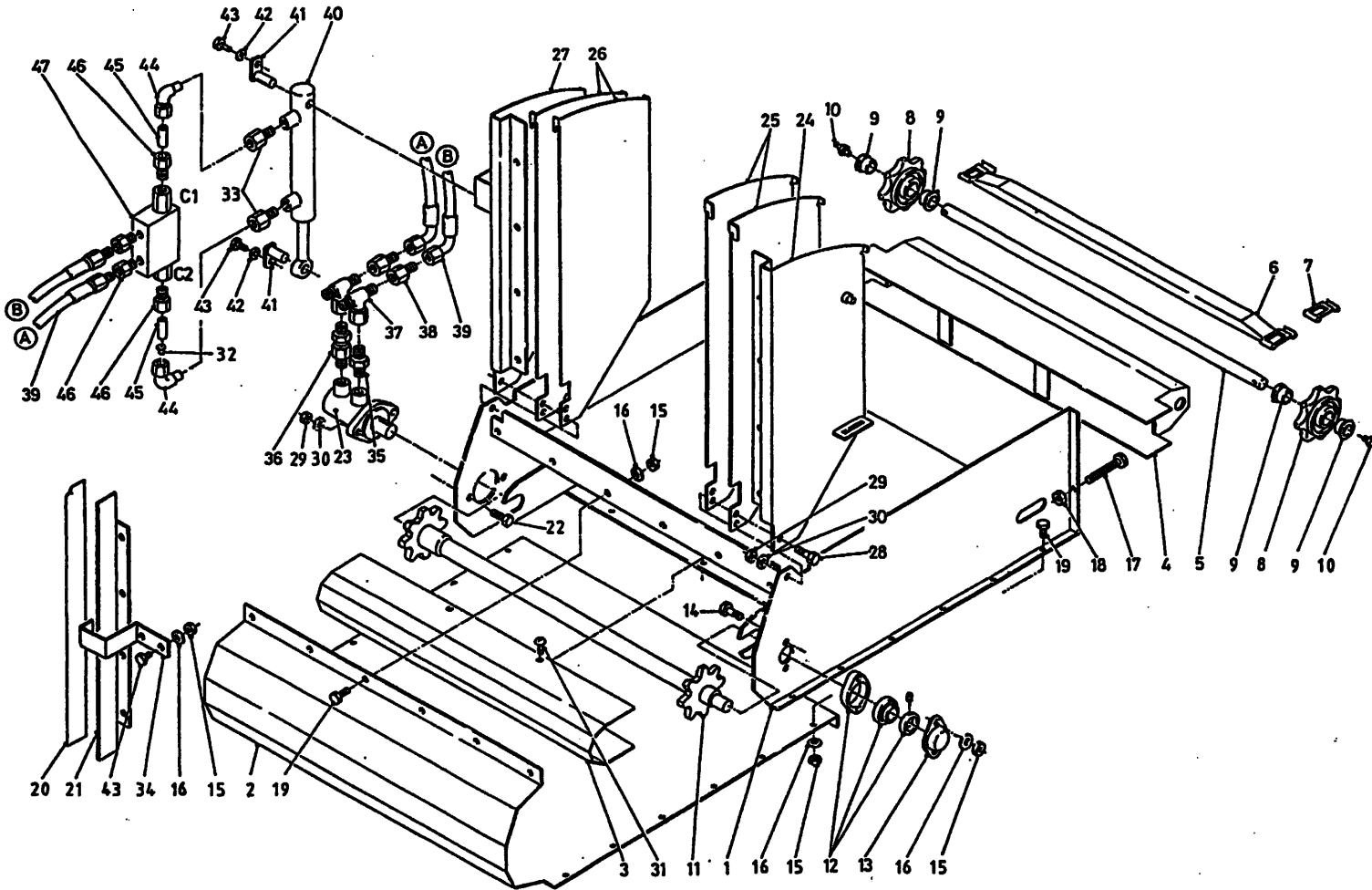


bestelnummer
 ordernummer
 Num. à commander
 Bestellnummer

2	12510	1	
3	12508	1	
4	12507	1	
5	12509	1	
6	27266	1	
7	27265	1	
8	32020	4	
9	32021	2	
10	70046	4	6206
11	70146	2	6010
12	87050	2	A-50
13	32023	3	
14	80811	3	M8 x 100
15	83915	12	M10 x 120
16A	51083	2	Bucher 127
16B	51130	2	Danfoss 125
16C	51129	2	SAM B4 130
17	81260	4	M12 x 60
18	85012	4	M12
19	85112	6	M12
20	12543	1	
21	86112	1	M12
22	86212	1	M12
23	85355	2	
24	60349	2	
25	40630	1	
26	86206	13	M6
27	80616	9	M6 x 16
28	X50117	4	
29	W50668	4	½" 4000 RH
30	27196	1	
31	80850	2	M8 x 50
32	85108	2	M8
33	86208	2	M8
34	60338	2	
35	27502	2	
36	90745	4	L=1980
37	60333	4	
38	31709	2	
39	84813	9	M6 x 10

92180/1

Afbeelding 26A : Opvoerketting serie 01
 Abbildung 26A : Schräg förderkette serie 01
 Picture 26A : Extension chain serie 01



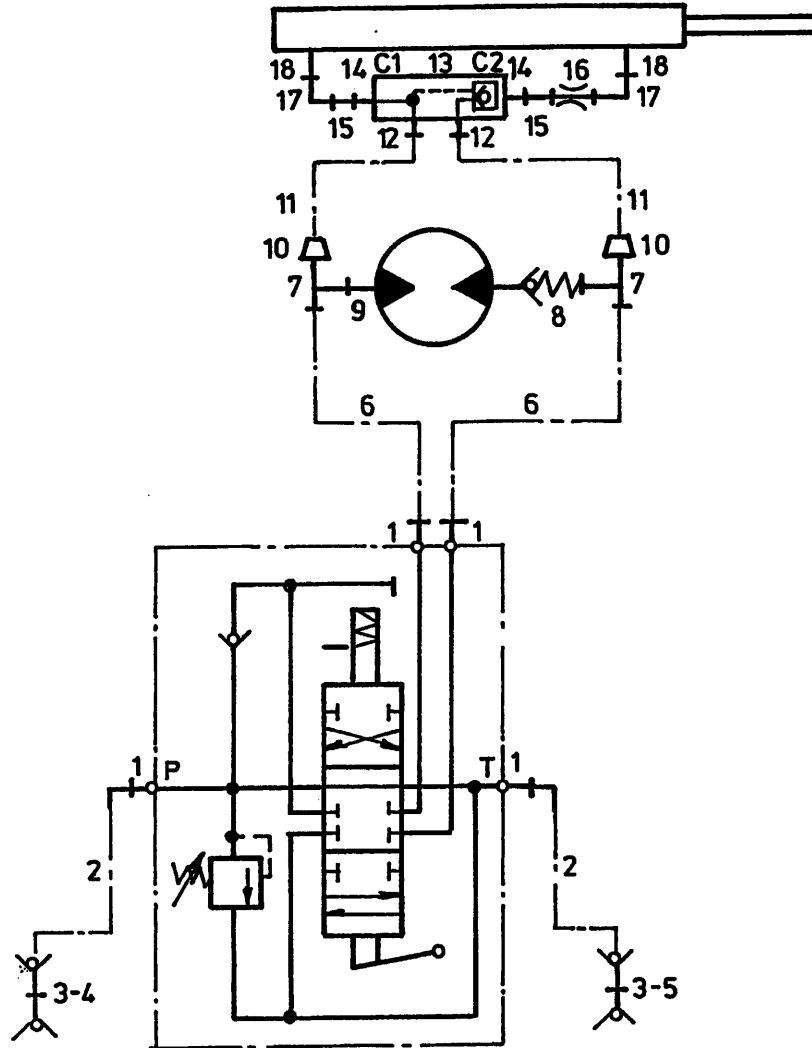
bestelnummer	ordernummer	Num. à commander	Bestellnummer
1	12907	1	
2	28559	1	
3	28465	1	
4	12921	1	
5	32229	1	
6	12943	6	
7	39010	72	
8	30794	2	
9	51767	4	
10	89505	2	
11	12915	1	
12	70084	1	
13	23304	1	
14	80840	2	M8 x 40
15	86208	22	M8
16	85108	24	M8
17	81017	2	M10 x 150
18	86110	2	M10
19	84805	18	M8 x 20
20	91143	1	
21	28552	1	
22	81250	2	M12 x 50
23	51117	1	
24	12923	1	
25	28536	2	
26	28554	2	
27	12924	1	
28	81650	2	M16 x 50
29	86216	2	M16
30	85116	4	M16
31	84926	4	M10 x 19
32	30726	1	Ø 0,8
33	50104	2	
34	28553	1	
35	X50117	1	
36	53131	1	30 bar
37	X50362	2	
38	X50304	2	
39	W50620	2	¼" 600 RH
40	51194	1	
41	12954	2	
42	85008	2	M8
43	80816	2	M8 x 16
44	50147	2	
45	52661	2	L=44
46	X50124	4	
47	53450	1	
X	05250		

92180/1

Afbeelding 26B : Hydrauliek opvoerketting serie 01

Abbildung 26B : Hydraulic Plan Schrägförderkette serie 01

Picture 26B : Hydraulic scheme extension chain serie 01

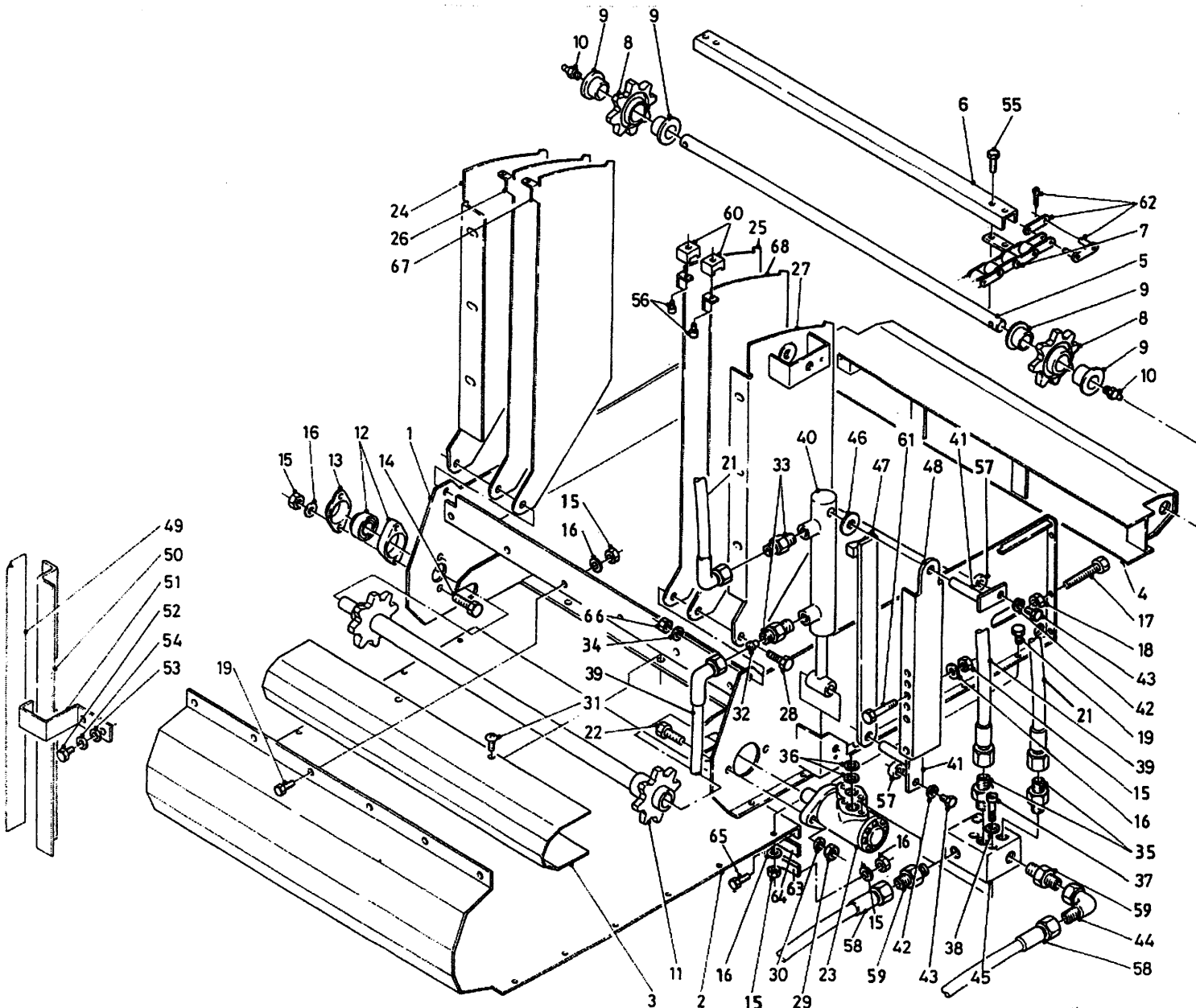


bestelnummer
 ordernummer
 Num. à commander
 Bestellnummer

1	X50102	4	
2	W50643	2	½" 2500 RH
3	53301	2	
4	53303	1	Rood
5	53326	1	Blauw
6	W50668	2	½" 4000 RH
7	X50362	2	
8	53131	1	30 bar
9	X50117	1	
10	X50304	2	
11	W50620	2	¼" 600 RH
12	X50124	2	
13	53450	1	
14	50124	2	
15	52661	2	L=44
16	30726	1	Ø 0,8
17	50147	2	
18	50104	2	

92180/1

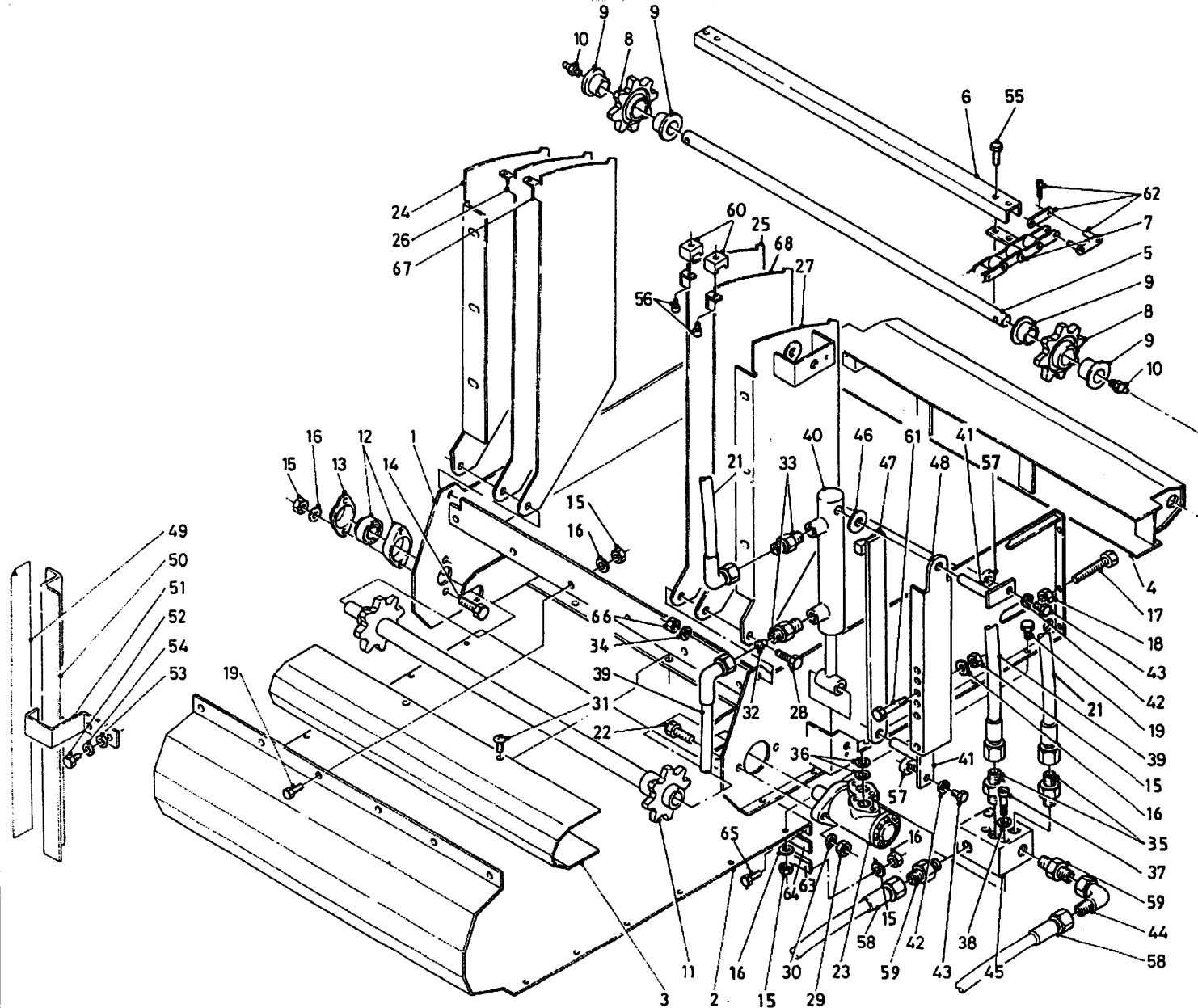
Afbeelding 26C : Opvoerketting, serie 02, rollenketting
 Abbildung 26C : Schrägförderkette, serie 02, Rollenketten
 Picture 26C : Extension chain, serie 02, roller chain



bestelnummer	ordernummer	Num. à commander	Bestellnummer
1A	13044	1	3'
1B	13104	1	4'
1C	13084	1	5'
1D	13085	1	7'
2A	29020	1	3'
2B	29238	1	4'
2C	29193	1	5'
2D	29185	1	7'
3	29014	1	
4	13045	1	
5	32303	1	
6	28967	6	
7A	39182	2	L=2150 3' Ø5,7
7B	39190	2	L=2750 4' Ø5,7
7C	39188	2	L=3350 5' Ø5,7
7D	39189	2	L=4550 7' Ø5,7
7E	39195	2	L=2150 3' Ø7,9
7F	39201	2	L=2750 4' Ø7,9
7G	39199	2	L=3350 5' Ø7,9
7H	39200	2	L=4550 7' Ø7,9
8	13031	2	
9	51767	4	
10	89505	2	
11	13030	1	
12	70084	1	
13	23304	1	
14	80840	2	M8 x 40
15	86208	31	M8
16	85108	51	M8
17	81017	2	M10 x 150
18	86110	2	M10
19	84805	36	M8 x 20
20	84420	4	M8 x 16
21	W50620	1	¼" 600 RH
22	81250	2	M12 x 50
23A	51216	1	SAM BGE 250
23B	51001	1	Danfoss OMP 250
24	29021	1	
25	29024	1	
26	29023	1	
27	13049	1	
28	81650	2	M16 x 50
29	86212	2	M12

92180/1

Afbeelding 26C : Opvoerketting, serie 02, rollenketting
 Abbildung 26C : Schräg Förderkette, serie 02, Rollenkette
 Picture 26C : Extension chain, serie 02, roller chain



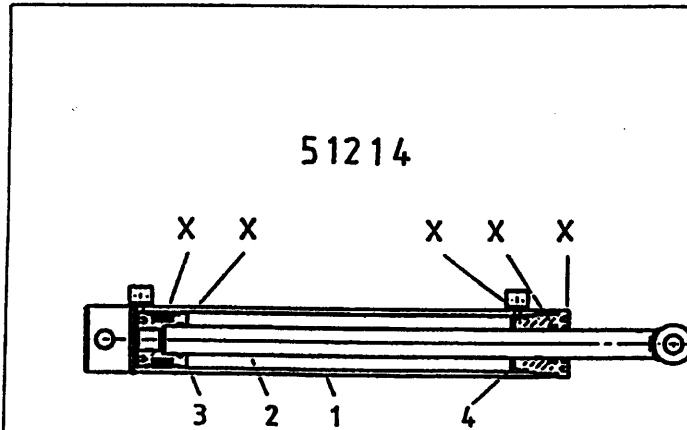
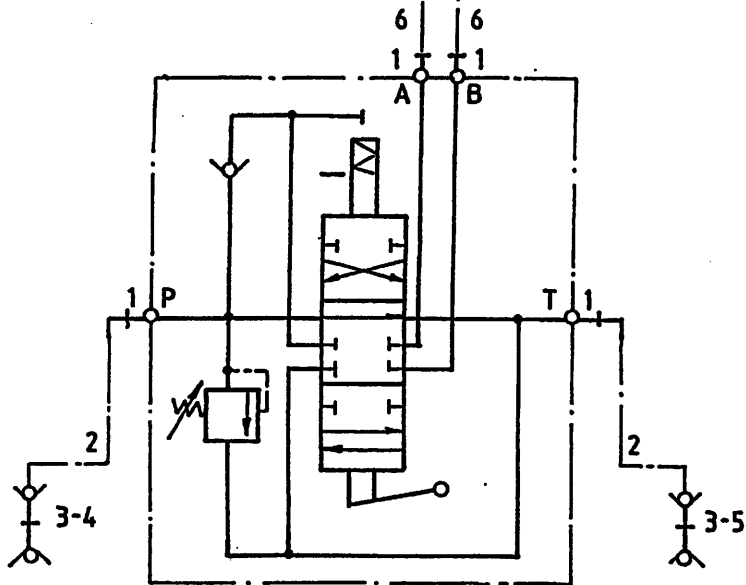
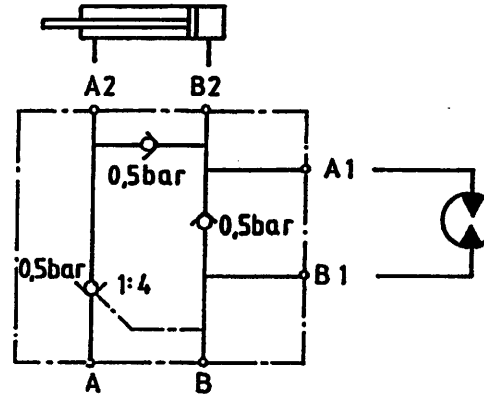
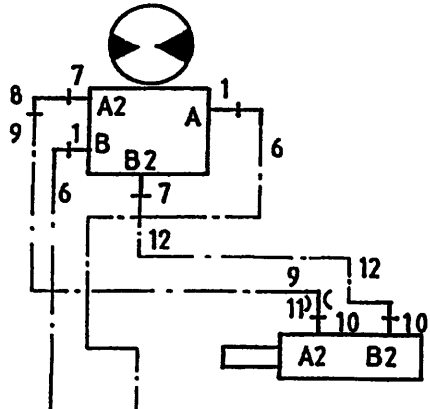
bestelnummer	ordernummer	Num. à commander	Bestellnummer
30	85112	2	M12
31	84926	28	M10 x 19
32	30726	1	Ø 0,8
33	X50104	2	
34	85116	2	M16
35	X50114	2	
36	78088	2	21.89 x 2.62/70
37	84449	4	M8 x 60
38	85009	4	M8
39	W50719	1	¼" 900 RH
40	51214	1	
41	13055	2	
42	85008	2	M8
43	80826	2	M8 x 25
44	X50143	1	
45	53483	1	
46	32305	1	
47	13054	1	
48	29046	1	
49	91143	1	
50	29073	1	
51	29074	1	
52	81016	1	M10 x 16
53	85110	2	M10
54	85010	2	M10
55	84420	2	M8 x 16
56	84420	4	
57	32324	1	
58	W50999	2	½" 5400 RR
59	X50102	1	
60	29217	4	
61	80890	2	M8 x 90
62A	39185	2	Ø 5,7
62B	39194	2	Ø 7,9
63	29395	1	
64	60411	1	
65	80826	9	M8 x 25
66	86216	2	M16
67	29025	1	
68	29026	1	
X	05358	1	SAM
Y	05357	1	Danfoss

92180/1

Afbeelding 26D : Hydrauliek opvoerketting, serie 02

Abbildung 26D : Hydraulikplan Schräg Förderkette, serie 02

Picture 26D : Hydraulics side conveyor chain, serie 02



bestelnummer
ordernummer
Num. à commander
Bestellnummer

1	X50102	4	
2	W50643	2	½" 2500 RH
3	53301	2	
4	53303	1	Rood
5	53326	1	Blauw
6	W50999	2	½" 5400 RR
7	X50114	2	
8	X50143	1	
9	W50719	1	¼" 900 RH
10	X50104	2	
11	30726	1	Ø 0,8
12	W50620	1	¼" 600 RH

51214

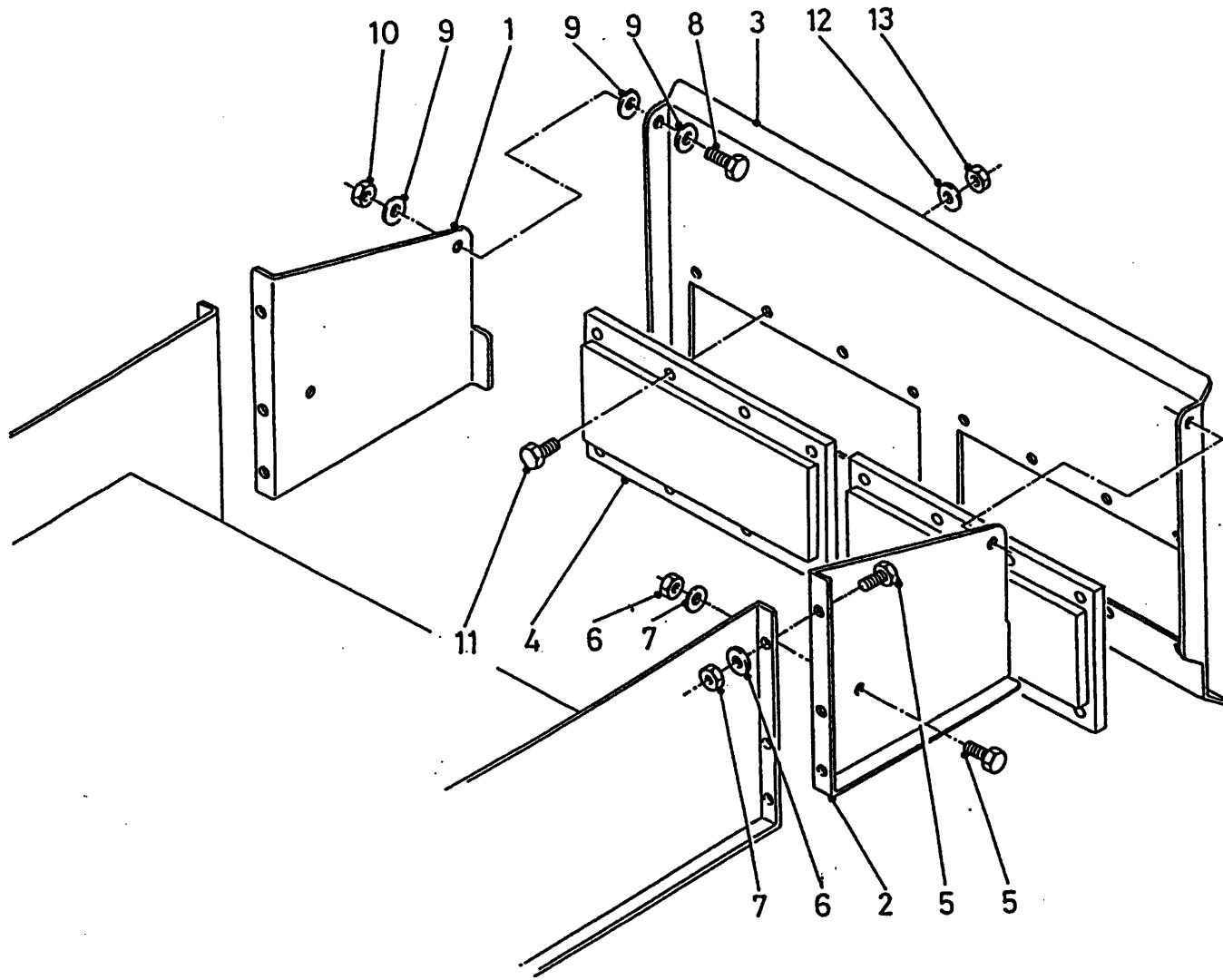
1	13060	1	
2	13059	1	
3	32309	1	
4	32308	1	
X	05472	1	

92180/1

Afbeelding 27A : Magneet met verlengingsklep opvoerketting

Abbildung 27A : Magnet mit Verlängerung Klappe für Schrägförderkette

Picture 27A : Magnet with Deflector for chain extension



bestelnummer
ordernummer
Num. à commander
Bestellnummer

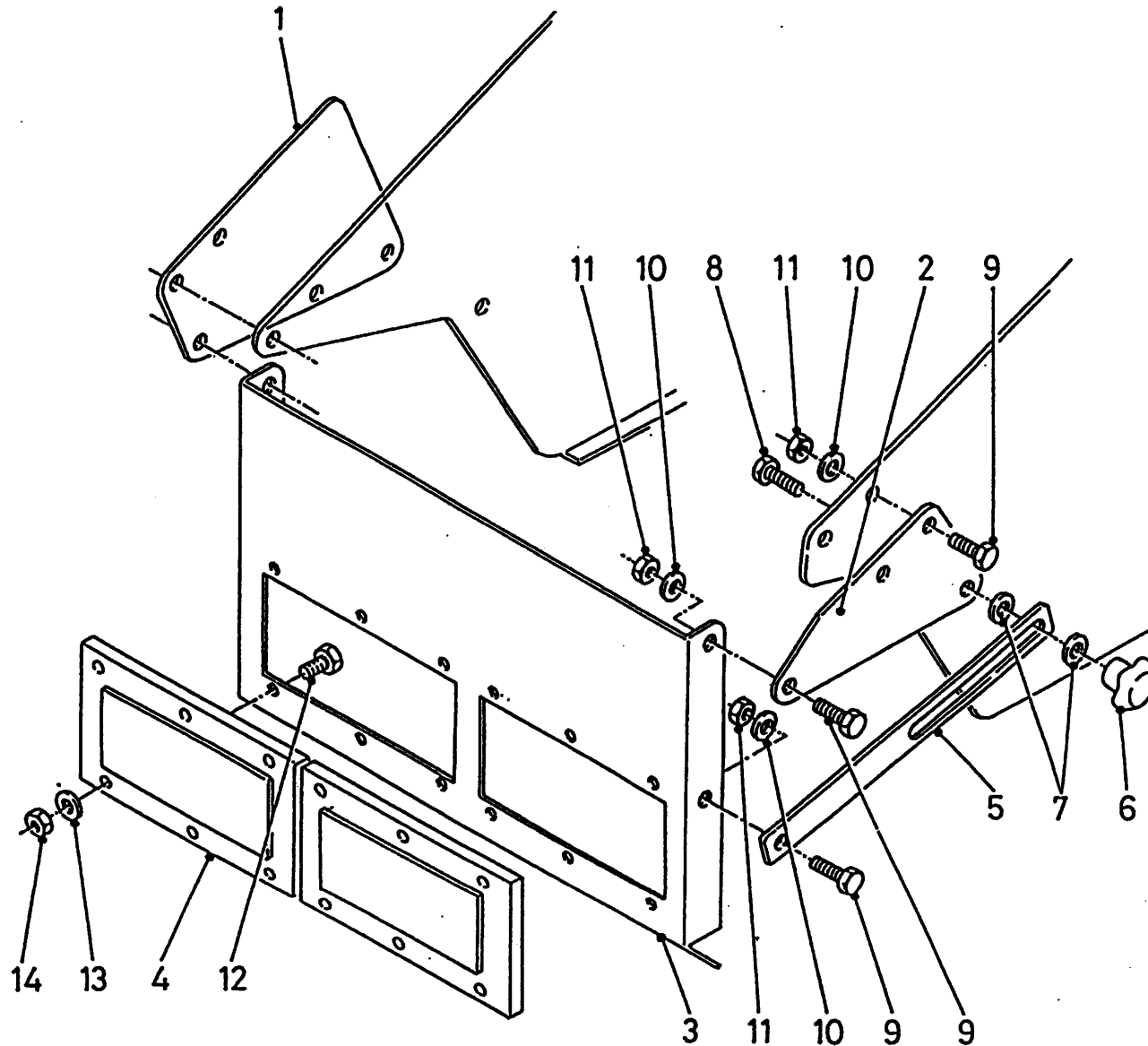
1	28966	1	
2	28965	1	
3	28964	1	
4	90971	2	
5	81026	6	M10 x 25
6	85110	6	M10
7	86210	6	M10
8	81231	2	M12 x 30
9	85112	6	M12
10	86212	2	M12
11	84805	16	M8 x 20
12	85108	16	M8
13	86208	16	M8

92180/1

Afbeelding 27B : Magneet opvoerband

Abbildung 27B : Magnet für Querband Verlängerung

Picture 27B : Magnet for side conveyor extension

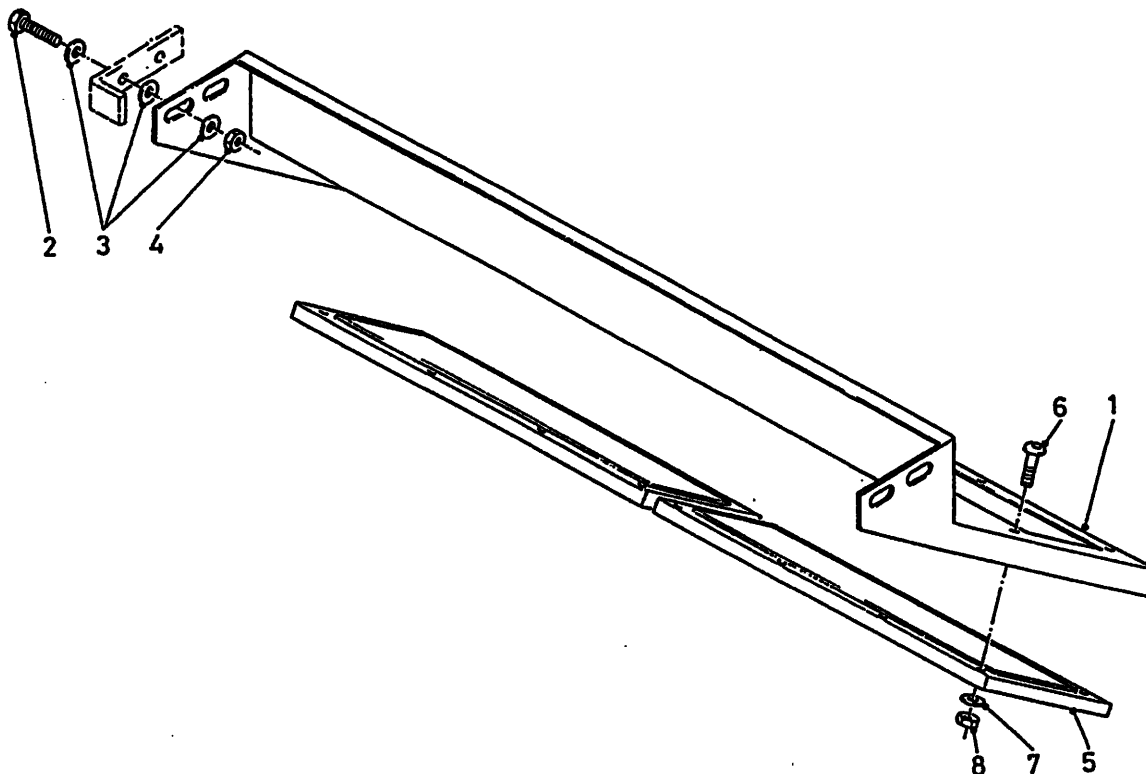


bestelnummer
 ordernummer
 Num. à commander
 Bestellnummer

1	28948	1	
2	28947	1	
3	28949	1	
4	90972	2	
5	28950	1	
6	60024	1	
7	60022	1	
8	83030	1	M10 x 30
9	81231	7	M12 x 30
10	85112	16	M12
11	86212	7	M12
12	84805	12	M8 x 20
13	85108	12	M8
14	86208	12	M8

92180/1

Afbeelding 27C: Magneet ZK machines
Abbildung 27C : Magnet ZK machines
Picture 27C : Magnet side conveyor

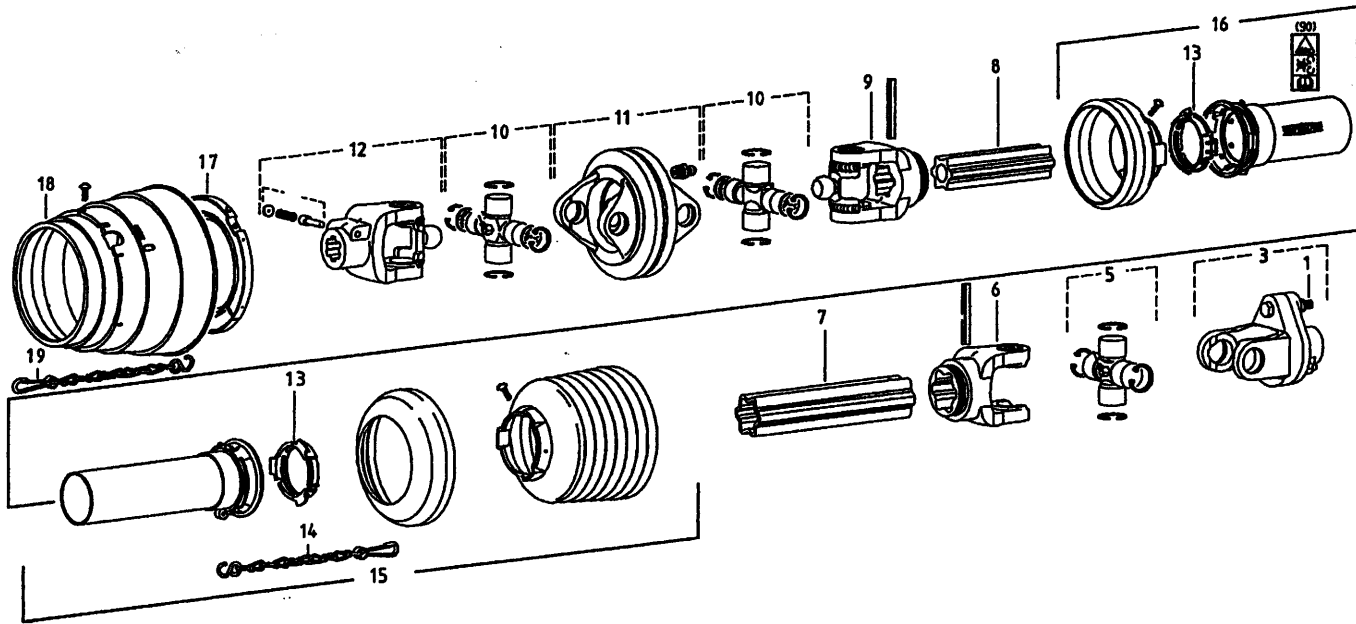


bestelnummer
ordernummer
Num. à commander
Bestellnummer

1	12996	1	
2	81231	4	M12 x 30
3	85112	8	M12
4	86212	8	M12
5	90971	1	
6	84805	16	M8 x 20
7	85108	16	M8
8	86208	16	M8

92180/1

Afbeelding 28A : Aftakas 1600 ZK/AL → | 02 + reductiekast 540 TPM
 Abbildung 28A : Gelenkwelle 1600 ZK/AL → | 02 + Reduziergetriebe 540 U/M
 Figure 28A : PTO shaft 1600 ZK/AL → | 02 + reduction gearbox 540 rpm

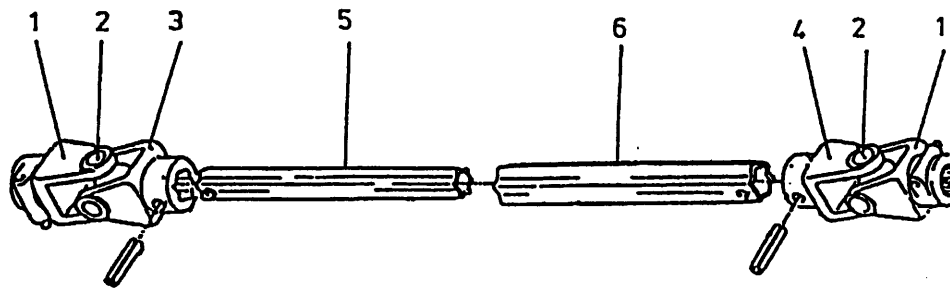


bestelnummer
 ordernummer
 Num. à commander
 Bestellnummer

90881 L=1610 WWE 2480

1	80860	1	M8 x 60 8.8
3	94063	1	
5	90582	1	
6	94071	1	
7	90935	1	
8	90923	1	
9	94084	1	
10	94066	2	
11	90812	1	
12	90626	1	
13	90619	2	
14	90266	1	
15	94058	1	
165	94099	1	
17	94064	1	
187	94065	1	
19	94062	1	

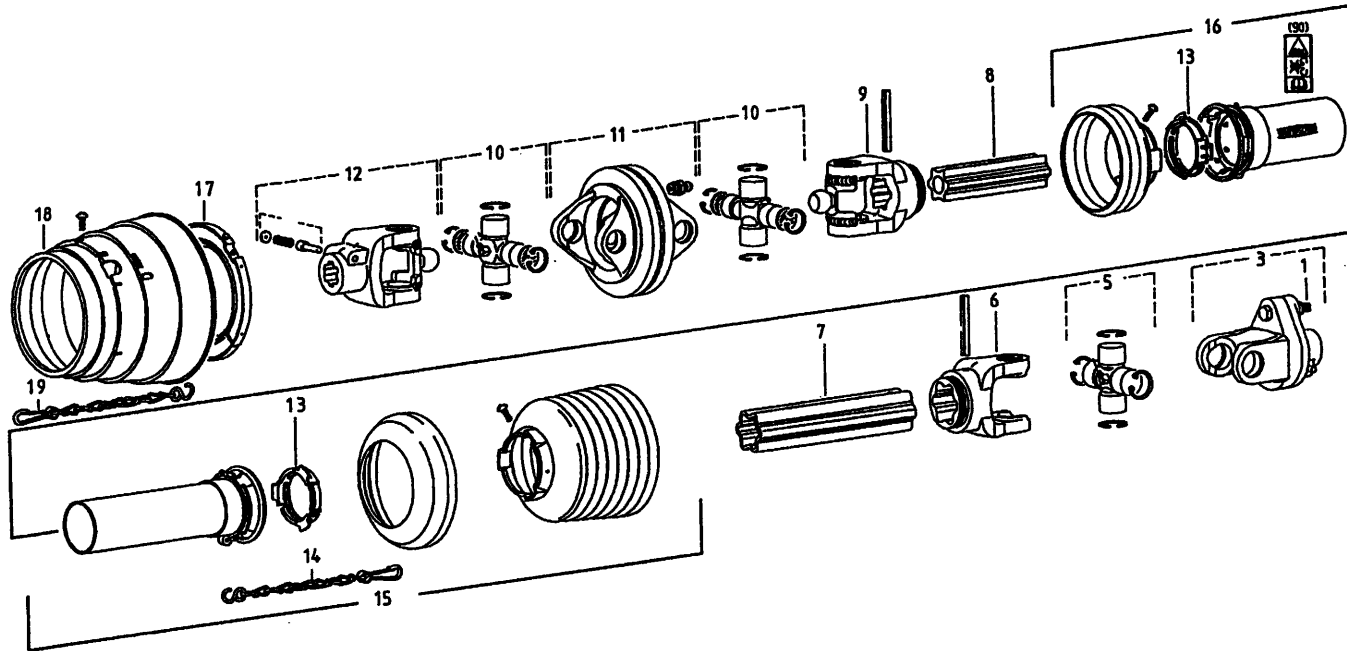
90868 L=1050



1	90927	2	1 3/4" - 20
2	90928	2	
3	90929	1	
4	90932	1	
5	90930	1	
6	90931	1	

92180/1

Afbeelding 28B : Aftakas 1600 ZK/AL |→ 03
 Abbildung 28B : Gelenkwelle 1600 ZK/AL |→ 03
 Figure 28B : PTO shaft 1600 ZK/AL |→ 03



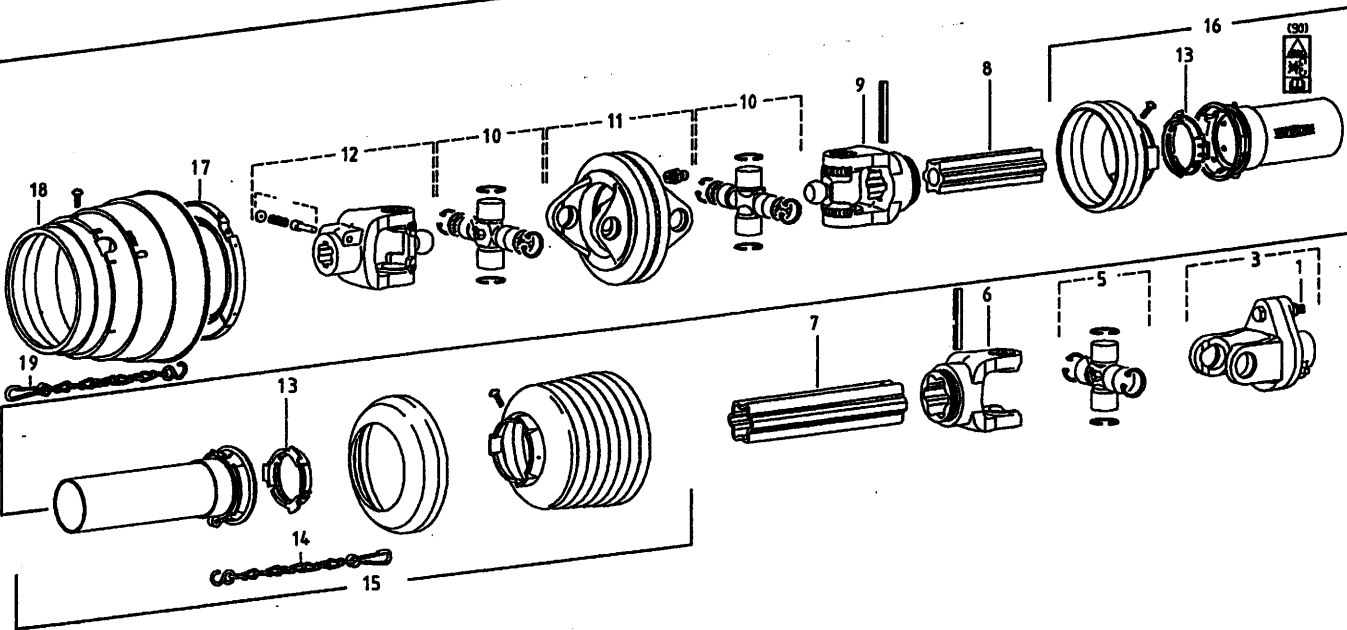
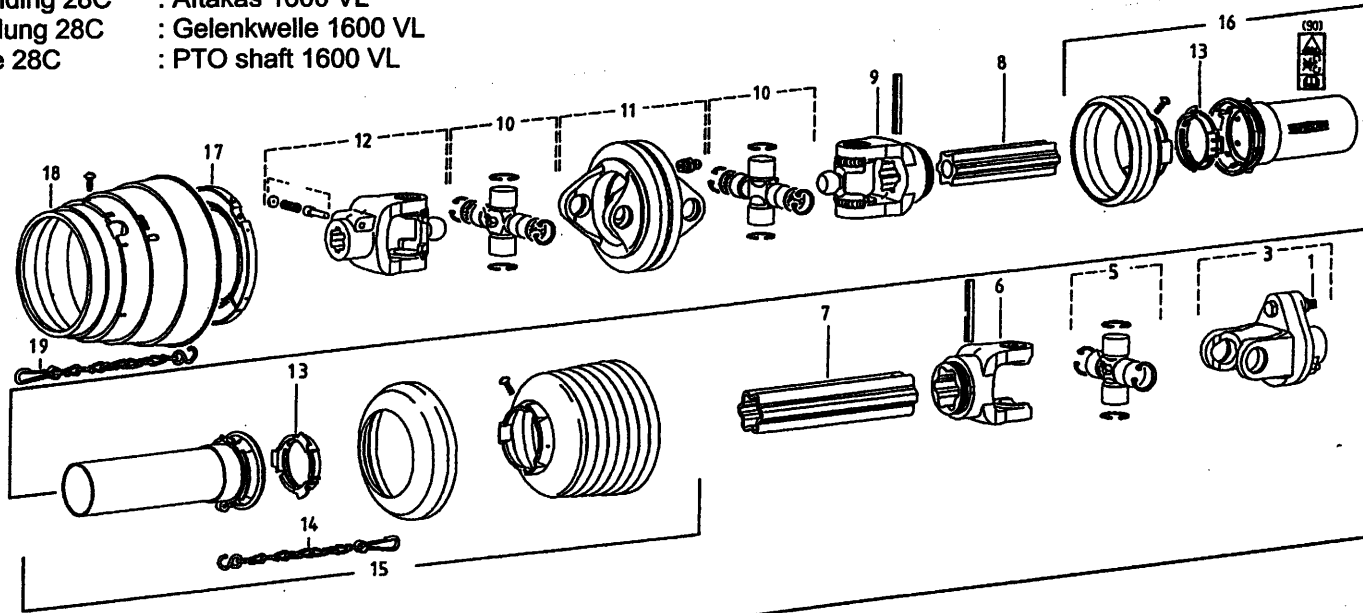
bestelnummer
 ordernummer
 Num. à commander
 Bestellnummer

90990 L=1610 WWE 2480

1	81060	1	M10 x 60 8.8
3	94105	1	
5	90582	1	
6	94071	1	
7	90935	1	
8	90923	1	
9	94084	1	
10	94066	2	
11	90812	1	
12	90626	1	
13	90619	2	
14	90266	1	
15	94058	1	
16	94099	1	
17	94064	1	
18	94065	1	
190	94062	1	

92180/1

Afbeelding 28C : Aftakas 1600 VL
 Abbildung 28C : Gelenkwelle 1600 VL
 Figure 28C : PTO shaft 1600 VL



bestelnummer
 ordernummer
 Num. à commander
 Bestellnummer

90495 → 02 WWE 2480

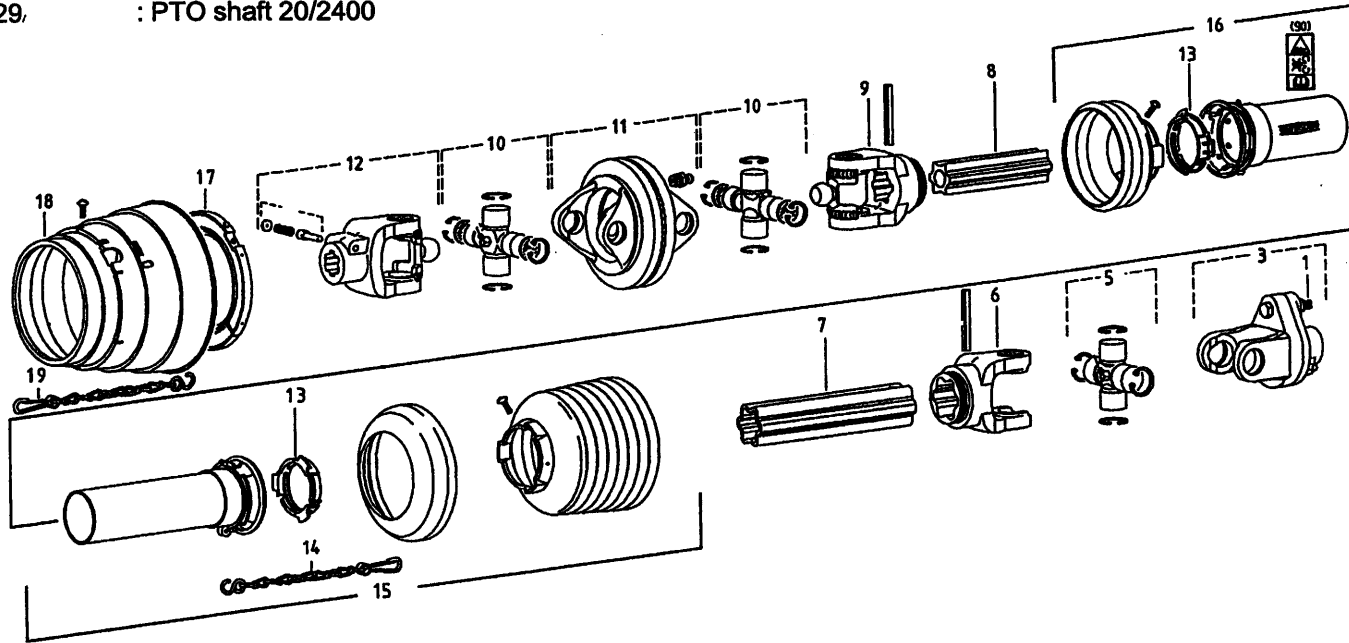
1	80860	1	M8 x 60 8.8
3	94063	1	
5	90582	1	
6	94071	1	
7	90923	1	
8	90938	1	
9	94084	1	
10	94066	1	
11	90812	1	
12	90626	2	
13	90619	1	
14	90266	1	
15	94058	2	
16	94099	1	
17	94064	1	
18	94065	1	
19	94062	1	

90989 → 03 WWE 2480

1	81060	1	M10 x 60 8.8
3	94105	1	
5	90582	1	
6	94071	1	
7	90935	1	
8	90923	1	
9	94084	1	
10	94066	2	
11	90812	1	
12	90626	1	
13	90619	2	
14	90266	1	
15	94058	1	
16	94099	1	
17	94064	1	
18	94065	1	
19	94062	1	

92180/1

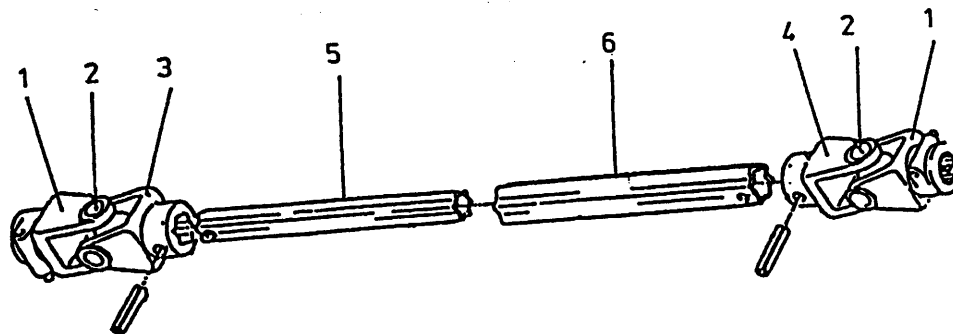
Afbeelding 29. : Aftakas 20/2400
 Abbildung 29 : Gelenkwelle 20/2400
 Figure 29. : PTO shaft 20/2400



bestelnummer
 ordernummer
 Num. à commander
 Bestellnummer

90496 L=1210 / 90882 L=1610 WVE 2580

1	81060	1	M10 x 60 8.8
3	90912	1	
5	90914	1	
6	90915	1	
7	90916	1	
8	90923	1	
9	90924	1	
10	94085	2	
11	90925	1	
12	90926	1	
13	90619	1	
14	90266	1	
15	94101	1	
16	94102	1	
17	94069	1	
18	94070	1	
19	94062	1	



90903 L=1300

1	90927	2	1 1/4" - 20
2	90928	2	
3	90929	1	
4	90932	1	
5	90933	1	
6	90934	1	



Hinmanweg 19
7575 BE Oldenzaal - Holland
Postbus 134
7570 AC Oldenzaal - Holland

e-mail: info@triolet.nl
<http://www.triolet.nl>

Tel.: 0541 - 57 21 21 / (+) 31 - 541 - 57 21 21
Fax: 0541 - 57 21 25 / (+) 31 - 541 - 57 21 25

Voor onderdelen / Für Ersatzteile / For spare parts / pour pièces de réchange

Tel.: 0541 - 57 21 36 / (+) 31 - 541 - 57 21 36
Fax: 0541 - 57 21 40 / (+) 31 - 541 - 57 21 40