


Trioliet Mullos

Mengdoseerwagen

Futter-, Misch- und Verteilwagen

Feeder Mixer

Solomix-1 700-900



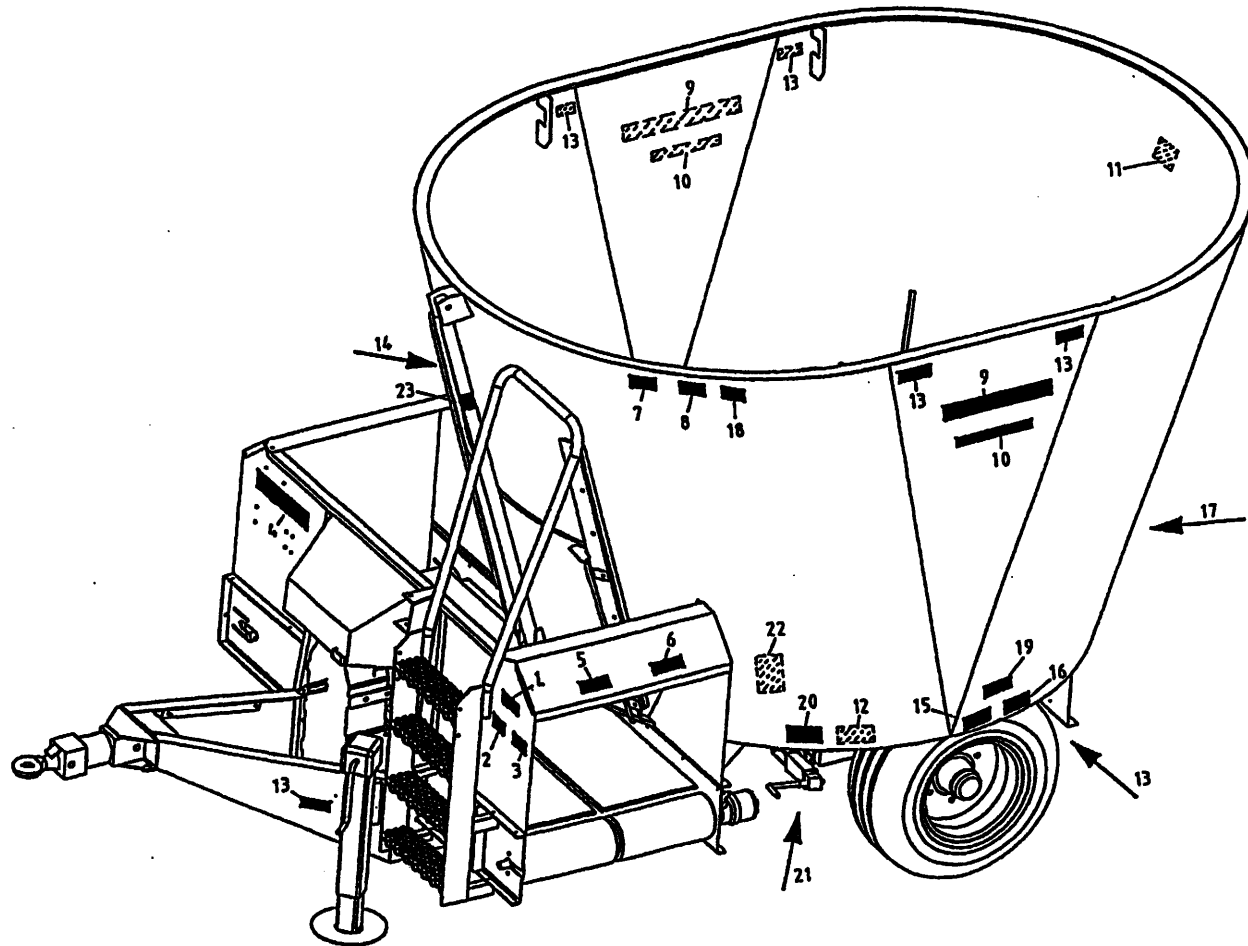
Onderdelenlijst / Ersatzteilliste / Spare parts list

Bestelnummer/Bestellnummer/Ordernummer 92177/5

Geldig vanaf productieserie nr. / Gültig ab / Valid from Prod. Series No.: 01

92177/5

Afbeelding 1: Stickers 7 - 9 m³ Solomix VL
 Abbildung 1: Aufkleber 7 - 9 m³ Solomix VL
 Figure 1: Decals 7 - 9 m³ Solomix VL

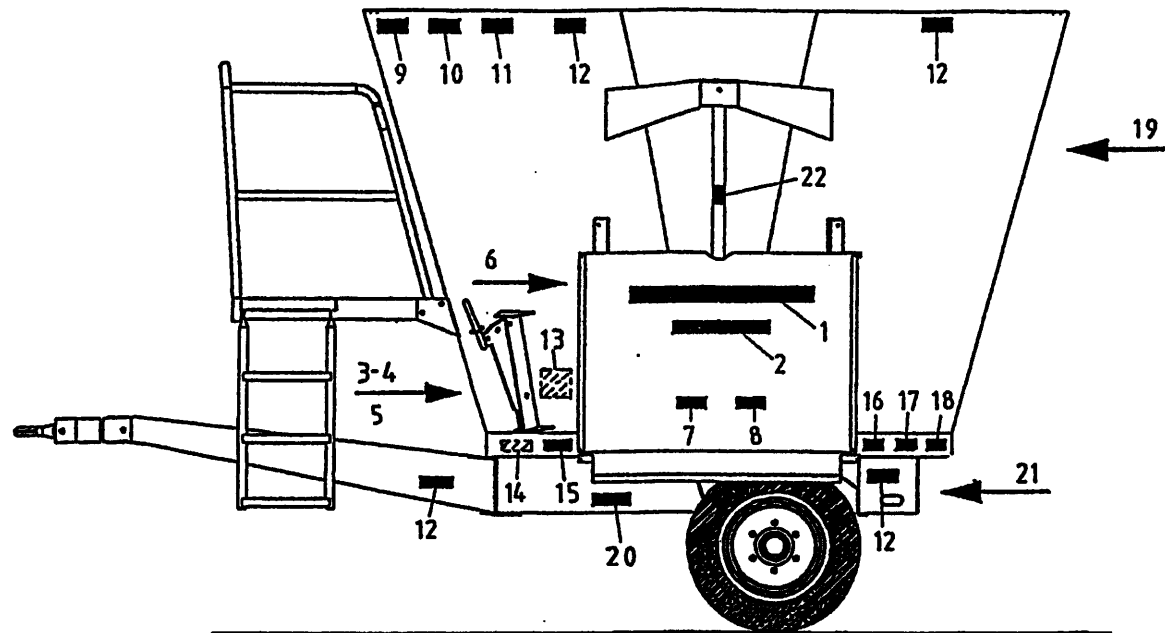


bestelnummer
 ordernummer
 Num. à commander
 Bestellnummer

1	91160	1	
2	91159	1	
3	91243	1	
4	91247	1	
5	91162	2	
6	91211	2	
7	91240	1	
8	91242	1	
9	91249	2	
10A	91311	2	7m ³
10B	91312	2	9m ³
11	91241	1	
12	91118	1	
13	91183	8	
14	91143	1	
15	91228	2	
16	91323	2	4.0 bar
17	91331	1	8 kmh
18	91245	1	
19	91325	2	
20	91335	1	
21	91333	2	
22	91340	1	
23	91182	1	

92177/5

Afbeelding 2 : Stickers 7 - 9m³ Solomix ZK
 Abbildung 2 : Aufkleber 7 - 9m³ Solomix ZK
 Figure 2 : Decals 7 - 9m³ Solomix ZK



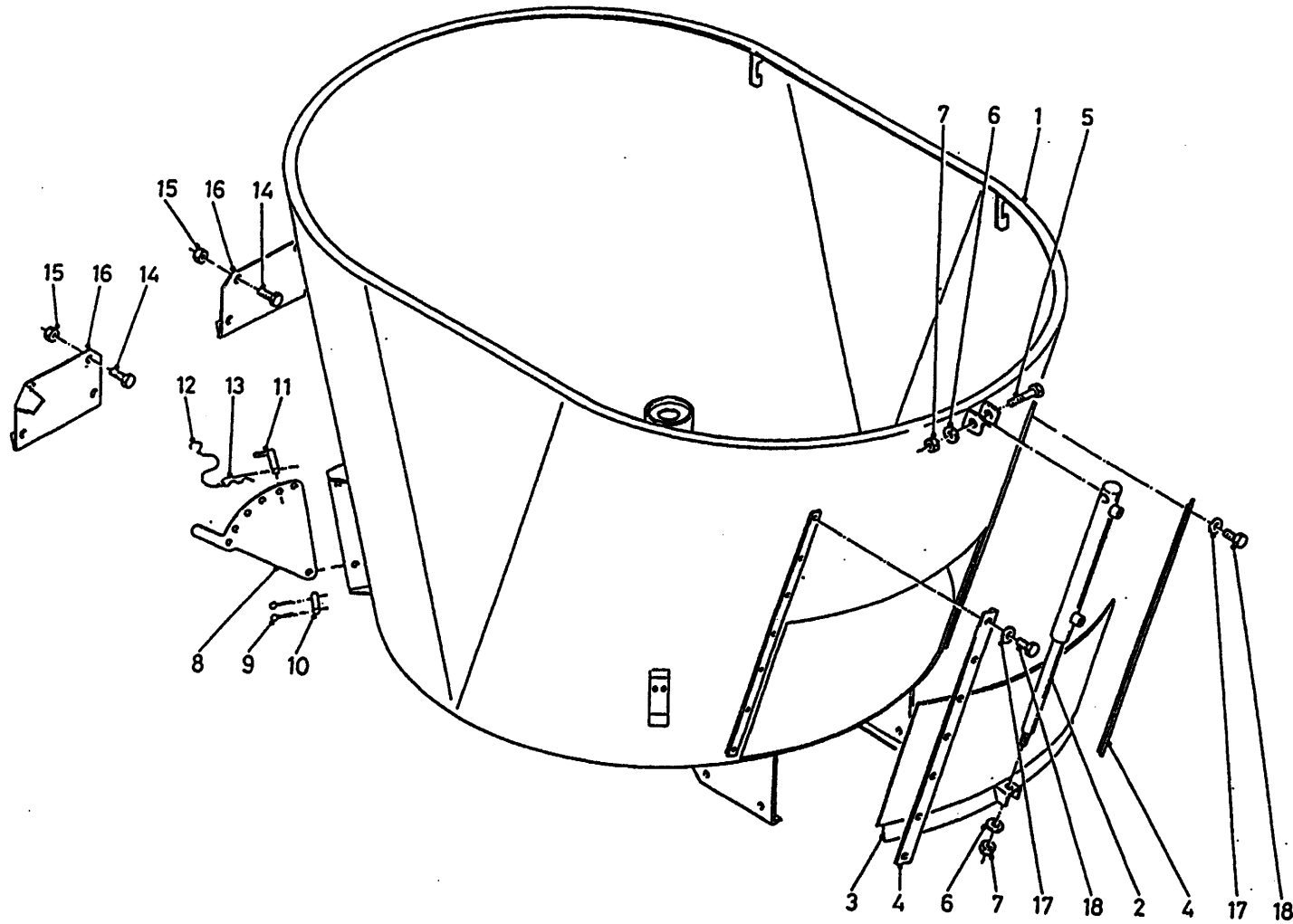
bestelnummer
 ordernummer
 Num. à commander
 Bestellnummer

1	91247	2	
2A	91311	2	7 m ³
2B	91312	2	9 m ³
3	91159	1	
4	91160	1	
5	91243	1	
6	91143	2	
7	91211	2	
8	91327	2	
9	91240	1	
10	91242	1	
11	91245	1	
12	91183	8	
13	91340	1	
14	91118	1	
15	91335	1	
16	91228	2	
17	91323	2	4.0 bar
18	91325	2	
19	91241	1	
20	91333	2	
21A	91331	1	8 kmh
21B	91130	1	25 kmh
22	91182	1	

92177/5

Afbeelding 3 : Frame voor- en achterlossend
 Abbildung 3 : Rahmen Entleerung Vorne und Hinten
 Figure 3 : Frame front and rear discharge

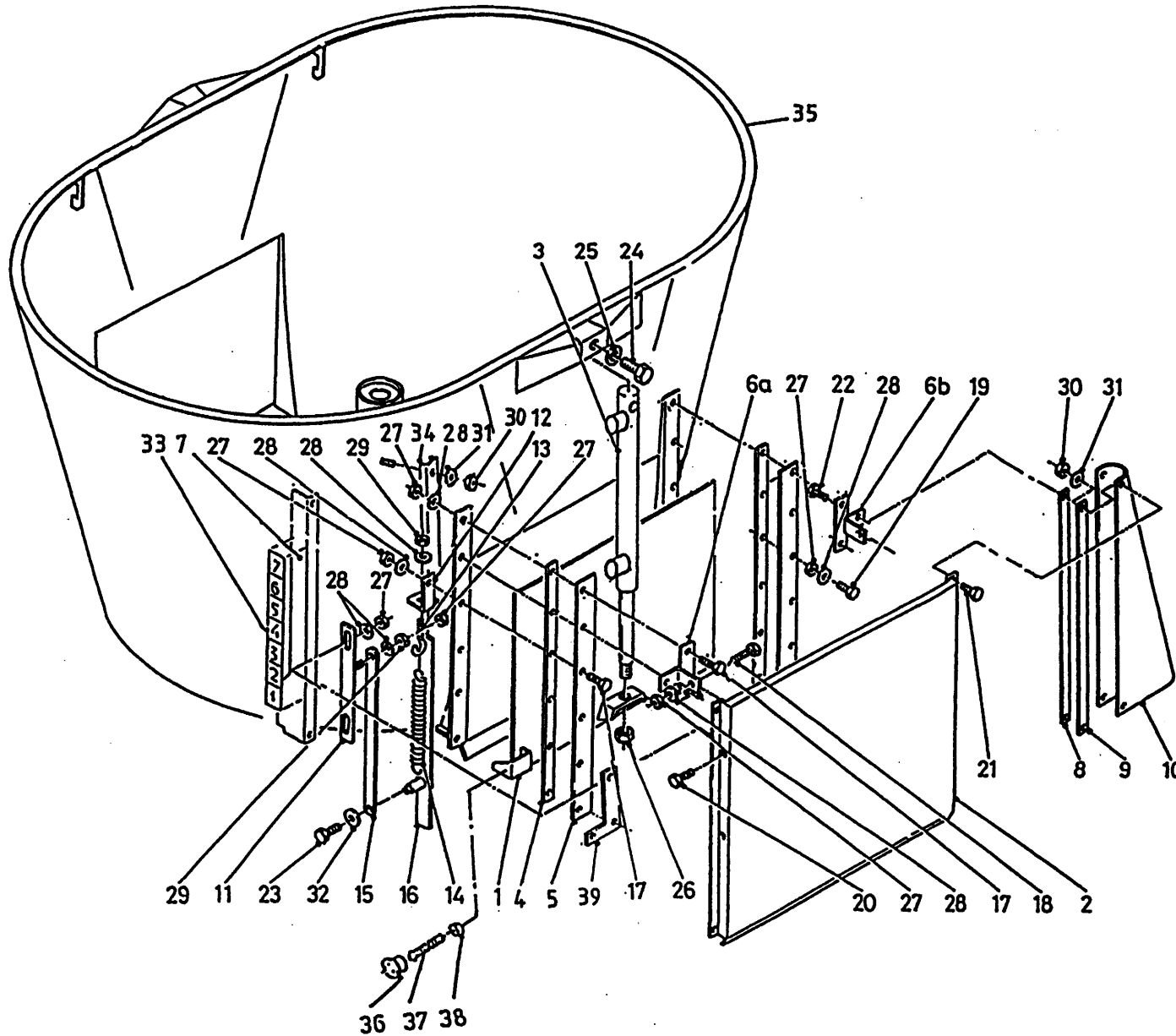
bestelnummer
 ordernummer
 Num. à commander
 Bestellnummer



1A	12458	1	VL 7m ³
1B	12494	1	AL 7m ³
1C	12499	1	VL 9m ³
1D	12500	1	AL 9m ³
2	51174	1	
3A	12454	1	VL
3B	12482	1	AL
4	24446	2	
5	81690	1	M16 x 90
6	85116	2	M16
7	86216	2	M16
8	12470	1	
9	88239	2	Ø 5 x 40
10	25332	1	
11	90490	1	
12	90282	1	
13	65030	1	
14	80826	6	M8 x 25
15	86208	6	M8
16A	40539	1	Links
16B	40554	1	Rechts
17	85010	14	M10
18	81031	14	M10 x 30

92177/5

Afbeelding 4A: Frame zijlossende machine met 2 zijkleppen
 Abbildung 4A: Rahmen Seitliche Entleerung mit 2 Seitenschieber
 Figure 4A: Frame side discharge with 2 side doors

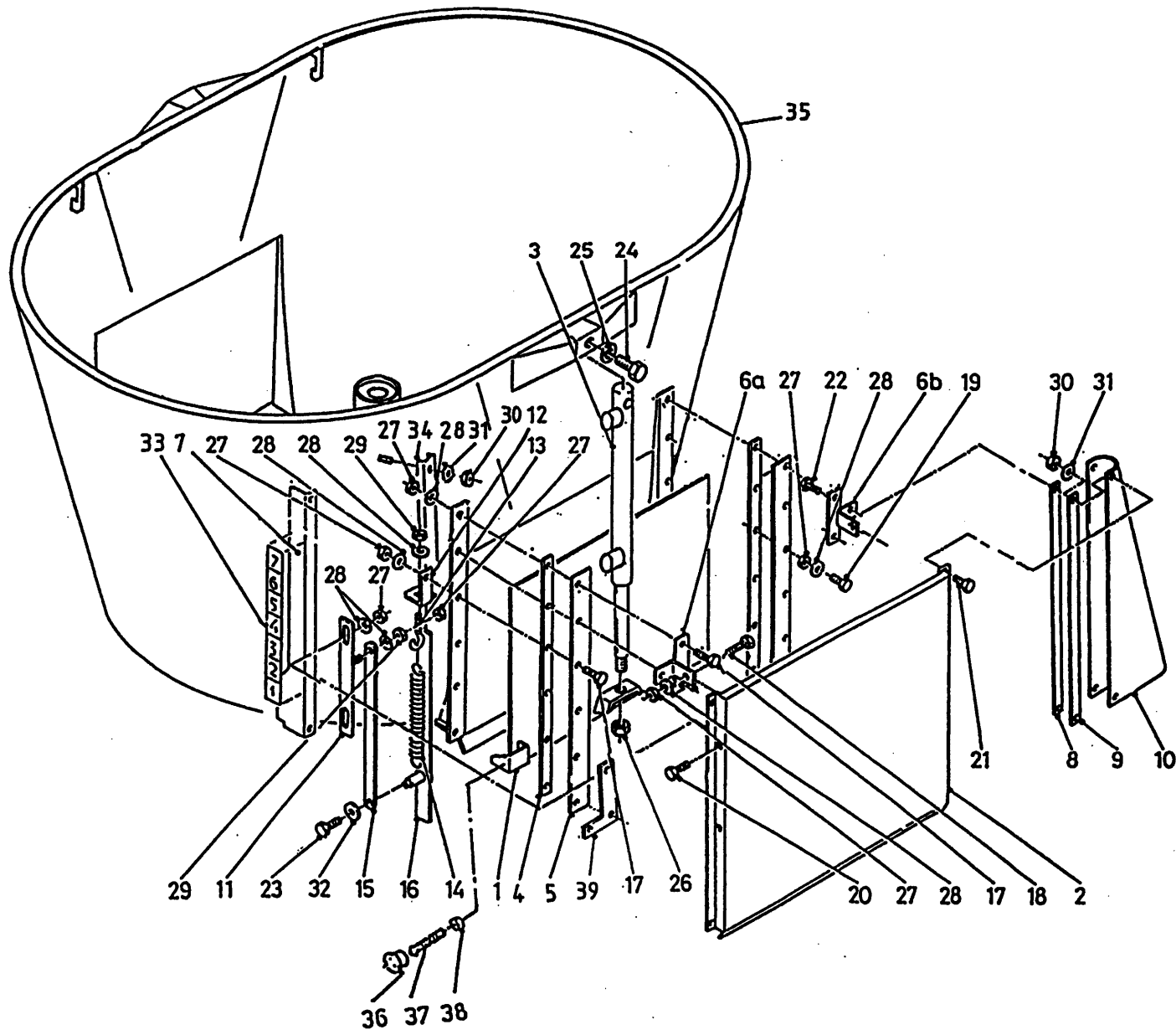


bestelnummer
 ordernummer
 Num. à commander
 Bestellnummer

1A	12573	1	Links
1B	12574	1	Rechts
2	12587	2	
3	51174	2	
4	26448	4	
5	26449	4	
6A	12588	2	RV/LA → 02
6B	12589	2	RA/LV → 02
6A	13046	2	RV/LA → 03
6B	13047	2	RA/LV → 03
7A	40556	1	Links → 01
7B	40609	1	Links → 02
7C	40557	1	Rechts → 01
7D	40610	1	Rechts → 02
8	27416	4	
9	27427	4	
10A	60347	2	RV/LA
10B	60348	2	RA/LV
11	12591	2	
12A	27474	1	Links
12B	27475	1	Rechts
13	84174	2	M10 x 80 x 14
14	65021	2	
15	27473	2	
16	12604	2	
17	81060	10	M10 x 60
18	81035	4	M10 x 35
19	81045	14	M10 x 45
20	81026	4	M10 x 25
21	80826	8	M8 x 25
22	80831	8	M8 x 30
23	80812	2	M8 x 12
24	81690	2	M16 x 90
25	85116	2	M16
26	86216	2	M16
27	86210	34	M10
28	85110	36	M10
29	86110	4	M10
30	86208	16	M8

92177/5

Afbeelding 4A: Frame zijlossende machine met 2 zijkleppen
 Abbildung 4A: Rahmen Seitliche Entleerung mit 2 Seitenschieber
 Figure 4A: Frame side discharge with 2 side doors

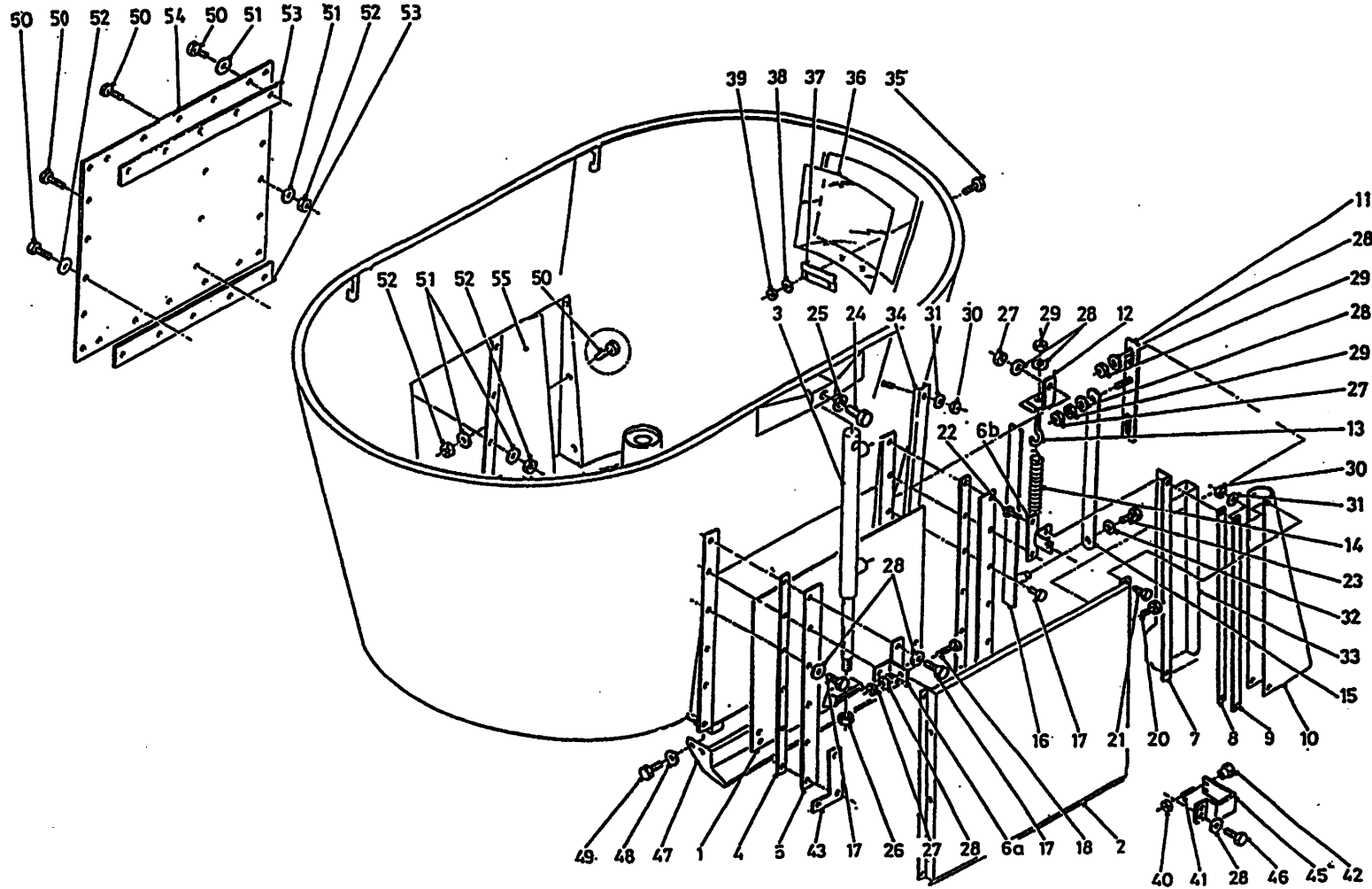


bestelnummer
 ordernummer
 Num. à commander
 Bestellnummer

31	85108	16	M8
32	85109	2	M8
33	91143	2	
34	40563	1	
35A	12551	1	7m ³
35B	12566	1	9m ³
36	60368	2	
37	84947	2	M6 x 100
38	86106	2	M6
39	13041	2	↳ 03

92177/5

Afbeelding 4B: Frame zijlossende machine met 1 zijklep
 Abbildung 4B: Rahmen Seitliche Entleerung mit 1 Seitenschieber
 Figure 4B: Frame side discharge with 1 side door

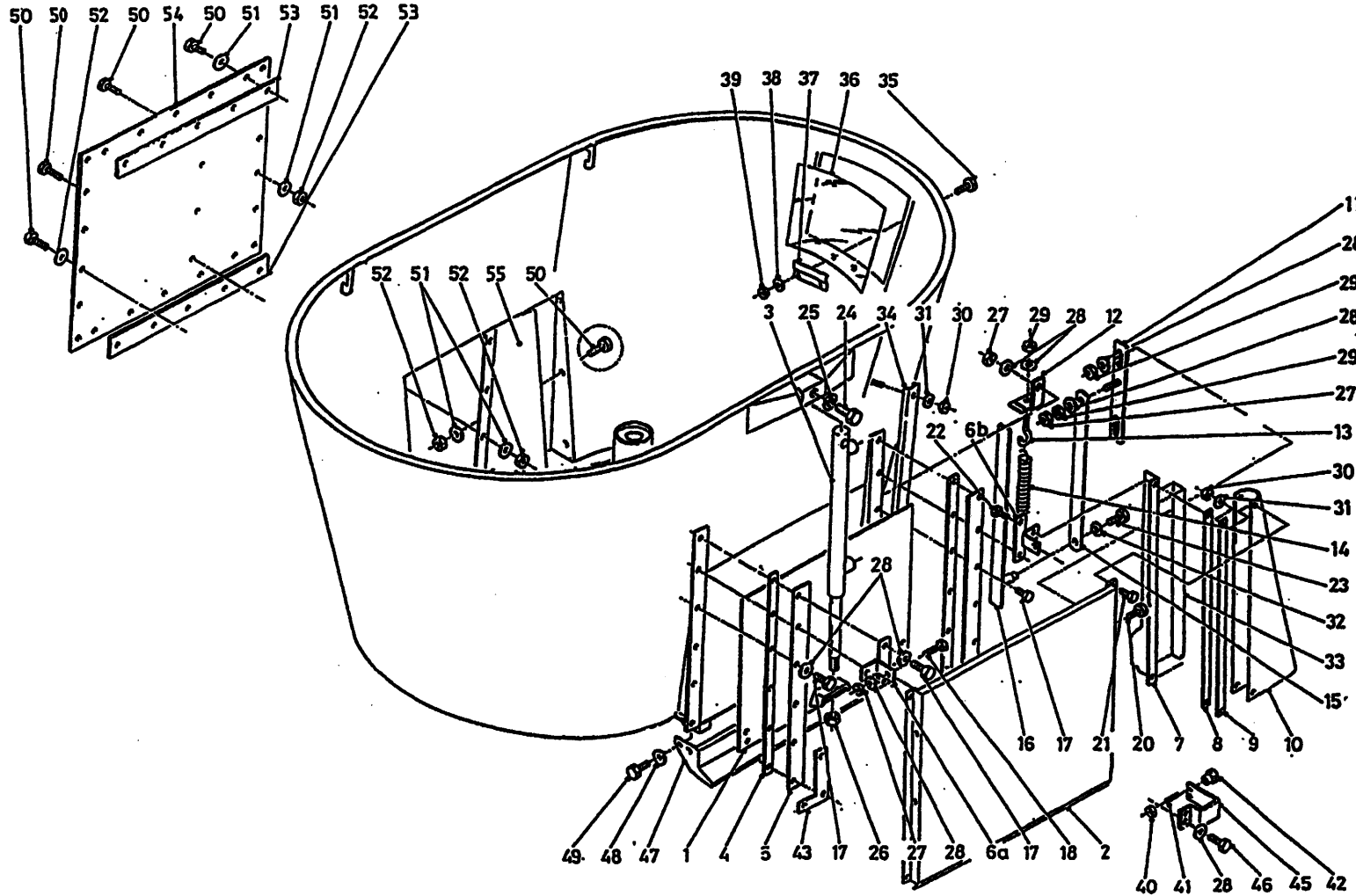


bestelnummer
 ordernummer
 Num. à commander
 Bestellnummer

1	12574	1	
2	12587	2	
3	51174	1	
4	26448	2	
5	26449	2	
6A	13046	1	Links
6B	13047	1	Rechts
7	40609	1	
8	27416	2	
9	27427	2	
10A	60347	1	
10B	60348	1	
11	12591	1	
12	27474	1	
13	84174	1	M10 x 80 x 14
14	65021	1	
15	27473	1	
16	12604	1	
17	81060	10	M10 x 60
18	81035	4	M10 x 35
19	81045	14	M10 x 45
20	81026	4	M10 x 25
21	80826	8	M8 x 25
22	80831	4	M8 x 30
23	80812	2	M8 x 12
24	81690	2	M16 x 90
25	85116	2	M16
26	86216	2	M16
27	86210	34	M10
28	85110	36	M10
29	86110	4	M10
30	86208	10	M8

92177/5

Afbeelding 4B: Frame zijlossende machine met 1 zijklep
 Abbildung 4B: Rahmen Seitliche Entleerung mit 1 Seitenschieber
 Figure 4B: Frame side discharge with 1 side door

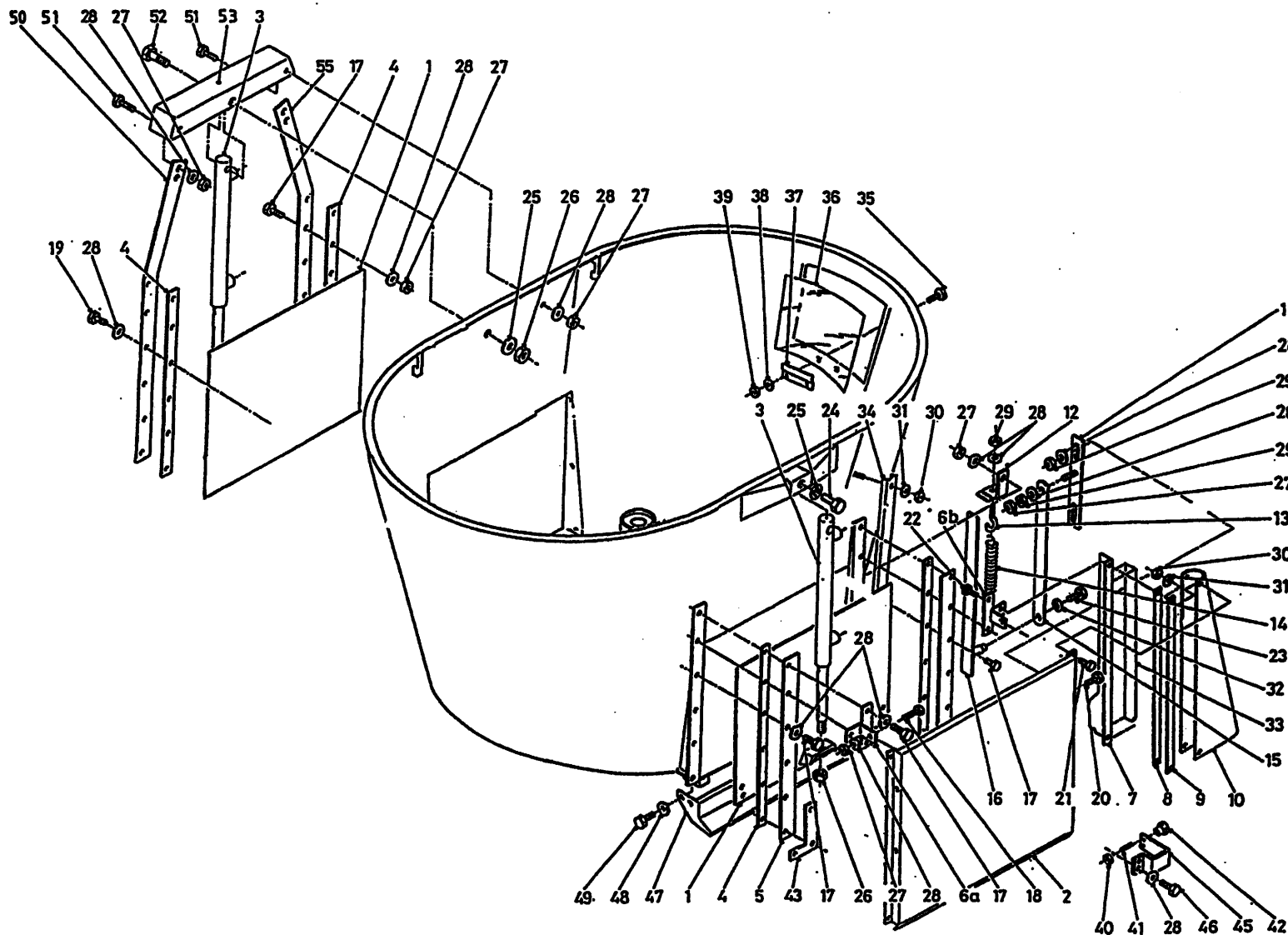


bestelnummer			
ordernummer			
Num. à commander			
Bestellnummer			
31	85108	10	M8
32	85109	2	M8
33	91143	2	
34	40573	2	
35	80821	2	M8 x 20
36	60320	1	
37	40619	1	
38	85108	2	M8
39	86208	2	M8
40	86106	1	M6
41	84947	1	M6 x 100
42	60368	1	
43	13041	2	
45	29003	1	
46	81021	2	M10 x 20
47	12958	1	
48	85112	4	M12
49	81226	4	M12 x 25
50	81026	28	M10 x 25
51	85110	28	M10
52	86210	12	M10
53	28999	2	
54	28998	1	
55A	29001	1	links
55B	29000	1	rechts

92177/5

Afbeelding 4C: Doseerschuiiset zijlossende machine
 Abbildung 4C: Dosierschiebersatz Seitliche Entleerung
 Figure 4C: Slideset side discharge

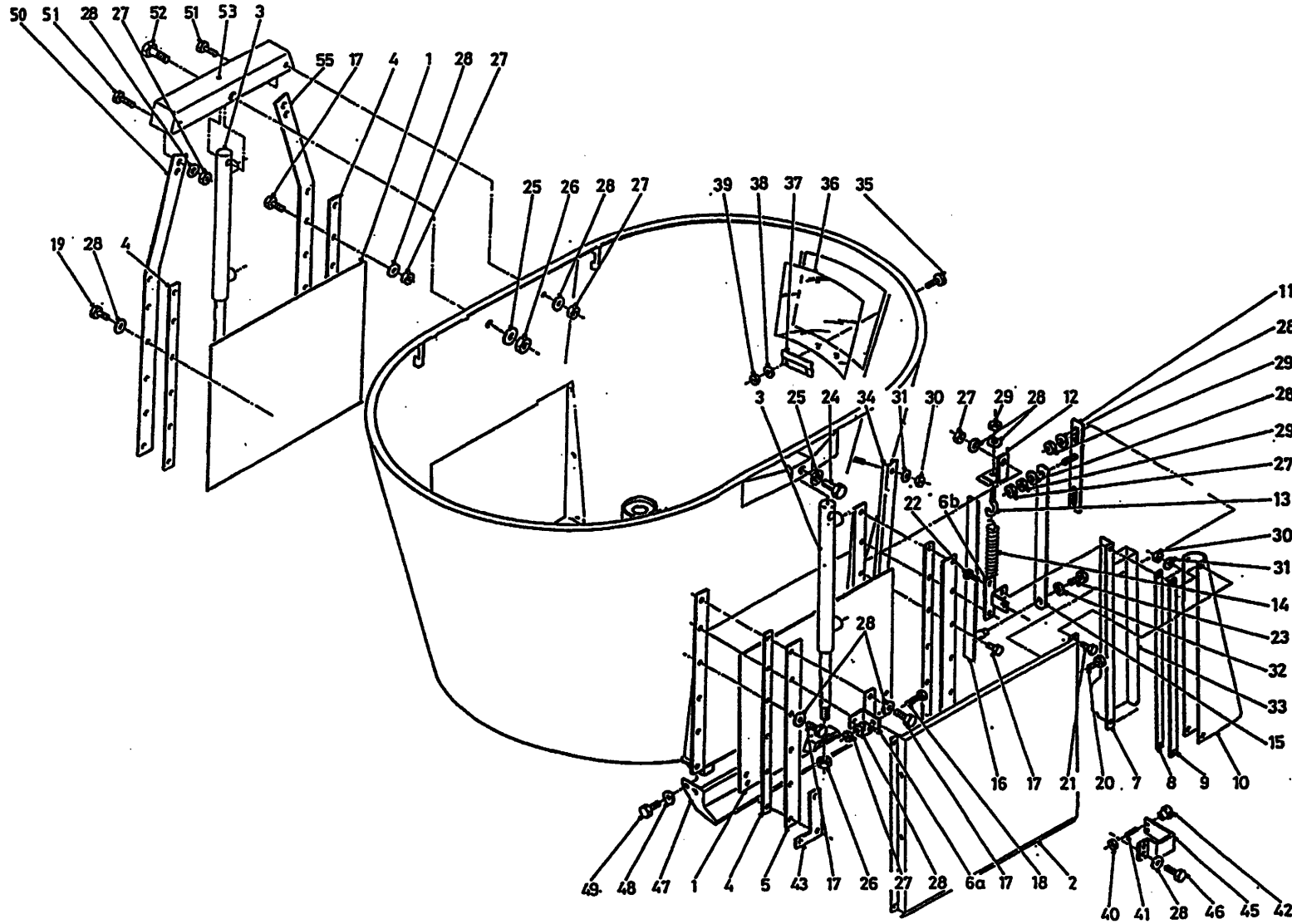
bestelnummer
 ordernummer
 Num. à commander
 Bestellnummer



1	12574	1	
2	12587	2	
3	51174	1	
4	26448	2	
5	26449	2	
6A	13046	1	Links
6B	13047	1	Rechts
7	40609	1	
8	27416	2	
9	27427	2	
10A	60347	1	
10B	60348	1	
11	12591	1	
12	27474	1	
13	84174	2	M10 x 80 x 14
14	65021	2	
15	27473	2	
16	12604	2	
17	81060	10	M10 x 60
18	81035	4	M10 x 35
19	81045	14	M10 x 45
20	81026	4	M10 x 25
21	80826	8	M8 x 25
22	80831	4	M8 x 30
23	80812	2	M8 x 12
24	81690	2	M16 x 90
25	85116	2	M16
26	86216	2	M16
27	86210	34	M10
28	85110	36	M10
29	86110	4	M10
30	86208	10	M8

92177/5

Afbeelding 4C: Doseerschuijset zijlossende machine
 Abbildung 4C: Dosierschiebersatz Seitliche Entleerung
 Figure 4C: Slideset side discharge

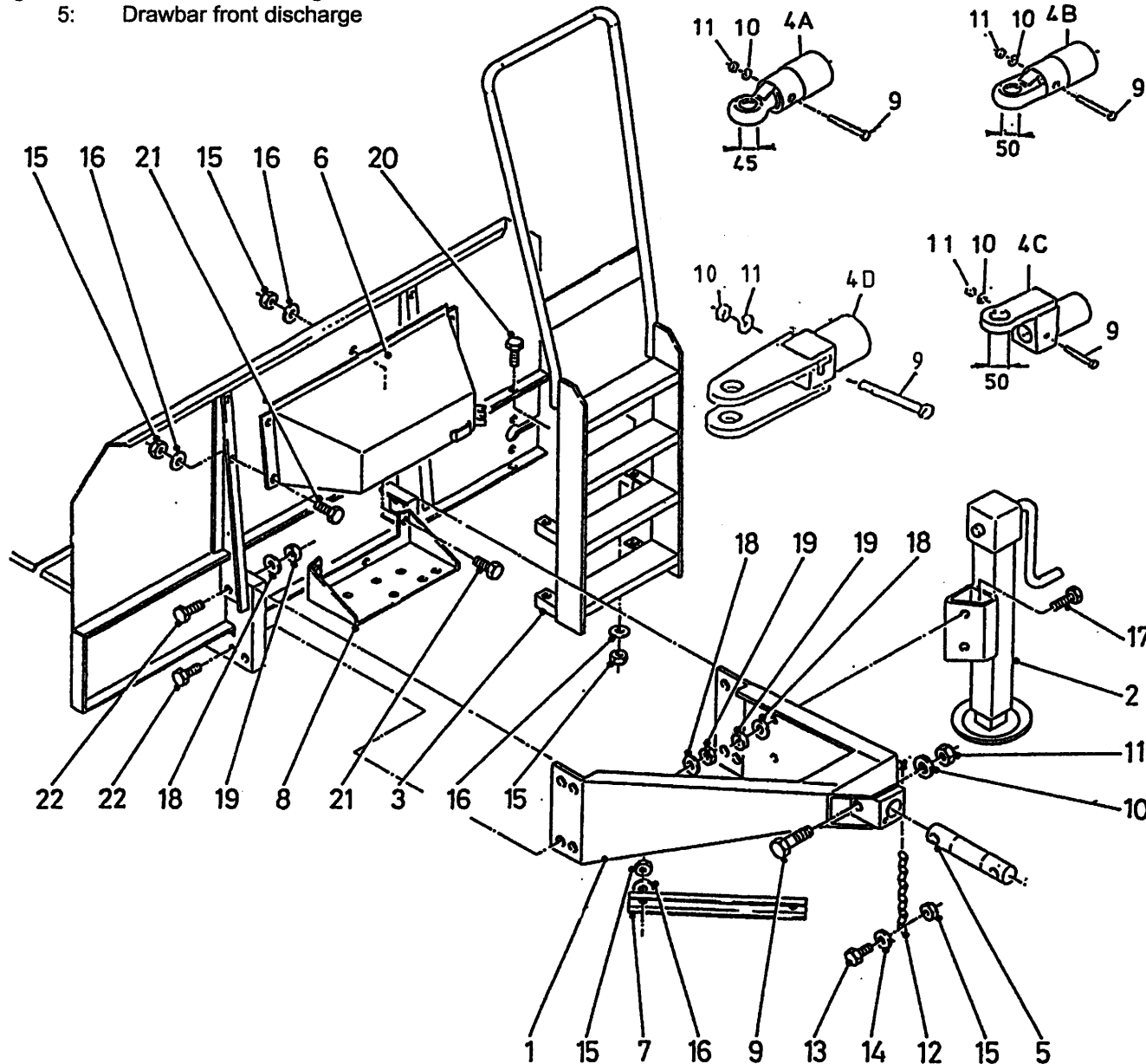


bestelnummer
 ordernummer
 Num. à commander
 Bestellnummer

31	85108	10	M8
32	85109	2	M8
33	91143	2	
34	40573	2	
35	80821	2	M8 x 20
36	60320	1	
37	40619	1	
38	85108	2	M8
39	86208	2	M8
40	86106	1	M6
41	84947	1	M6 x 100
42	60368	1	
43	13041	2	
45	29003	1	
46	81021	2	M10 x 20
47	12958	1	M12
48	85112	4	M12 x 25
49	81226	4	
50	29624	1	Rechts
51	81031	6	M10 x 30
52	81613	1	M16 x 130
53	13035	1	
55	29623	1	Links

9217715

Afbeelding 5: Dissel voorloosend
 Abbildung 5: Deichsel Entleerung Vorne
 Figure 5: Drawbar front discharge

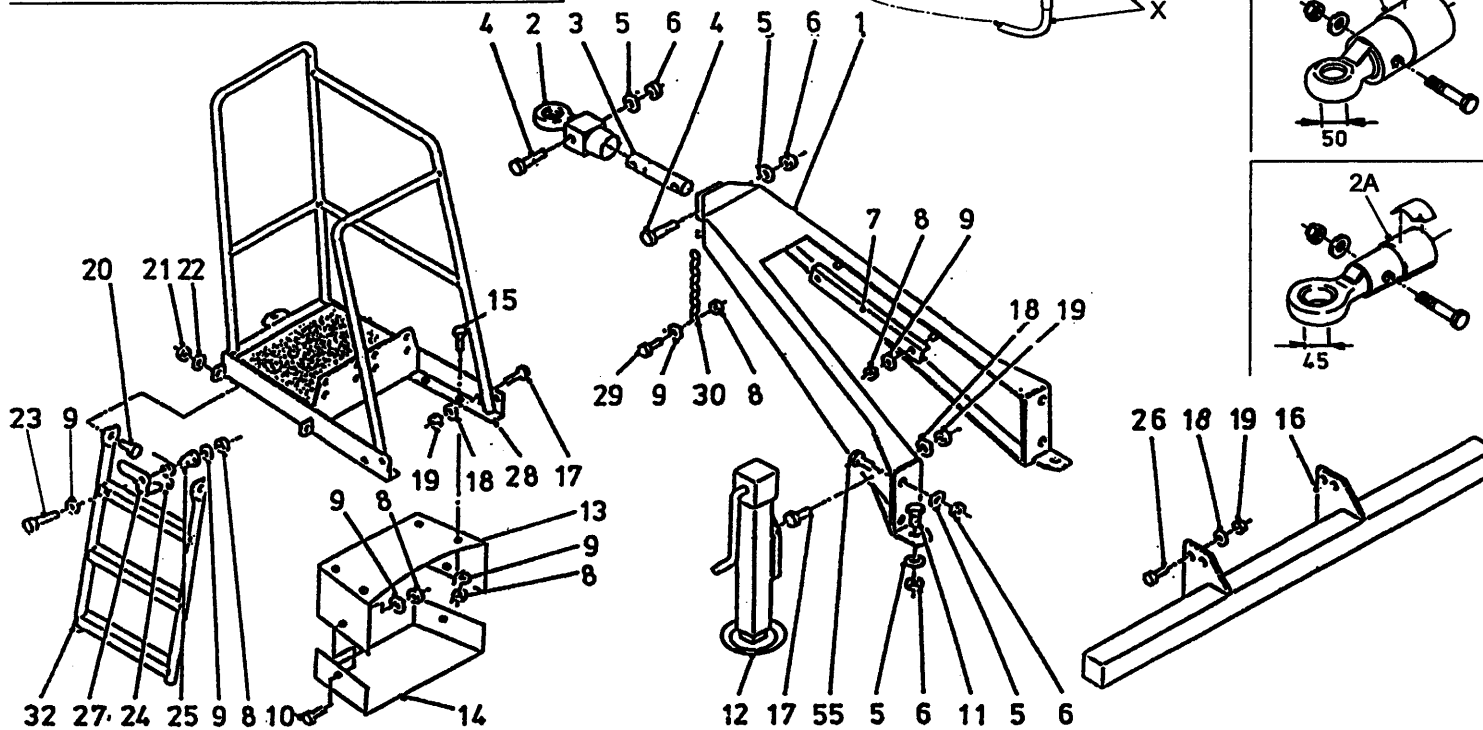
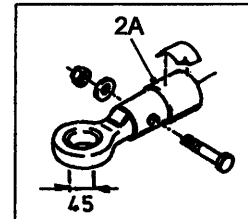
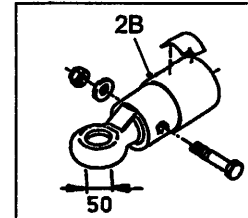
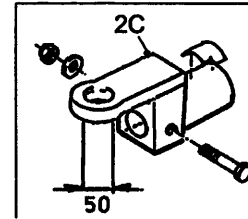
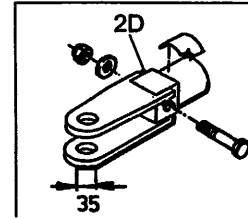
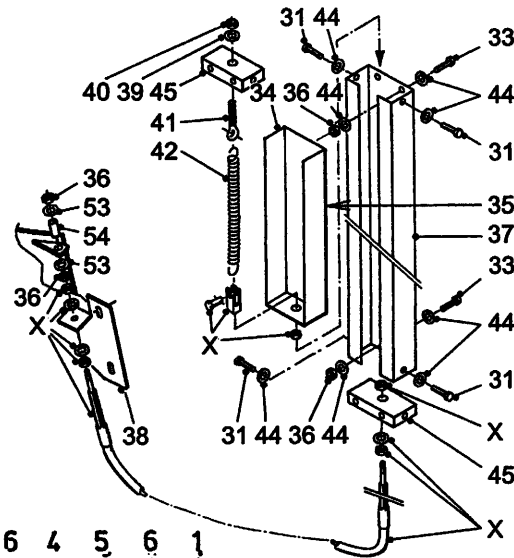
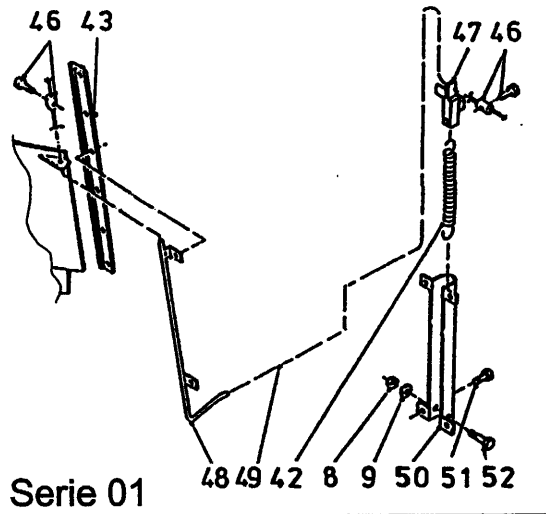


bestelnummer
 ordernummer
 Num. à commander
 Bestellnummer

1A	12456	1	boven /oben
1B	12618	1	onder/ unten
2A	12563	1	2 St.
2B	13213	1	3 St.
3A	12477	1	7 m³
3B	12839	1	9 m³
4A	12474	1	Ø 45
4B	12691	1	Ø 50
4C	12695	1	Ø 50
4D	12953	1	Ø 35
5	32000	1	
6	12471	1	
7	40431	1	
8	27041	1	
9	82013	2	M20 x 130 12.9
10	85120	2	M20
11	86220	2	M20
12	39136	1	
13	80826	1	M8 x 25
14	85109	1	M8
15	86208	13	M8
16	85108	13	M8
17	81651	2	M16 x 50
18	85116	10	M16
19	86216	10	M16
20	80831	4	M8 x 30
21	80821	11	M8 x 20
22	81651	8	M16 x 50

92177/5

Afbeelding 6: Dissel achterlossend / zijlossend
 Abbildung 6: Deichsel Entleerung Hinten / Seitlich
 Figure 6: Drawbar rear and side discharge

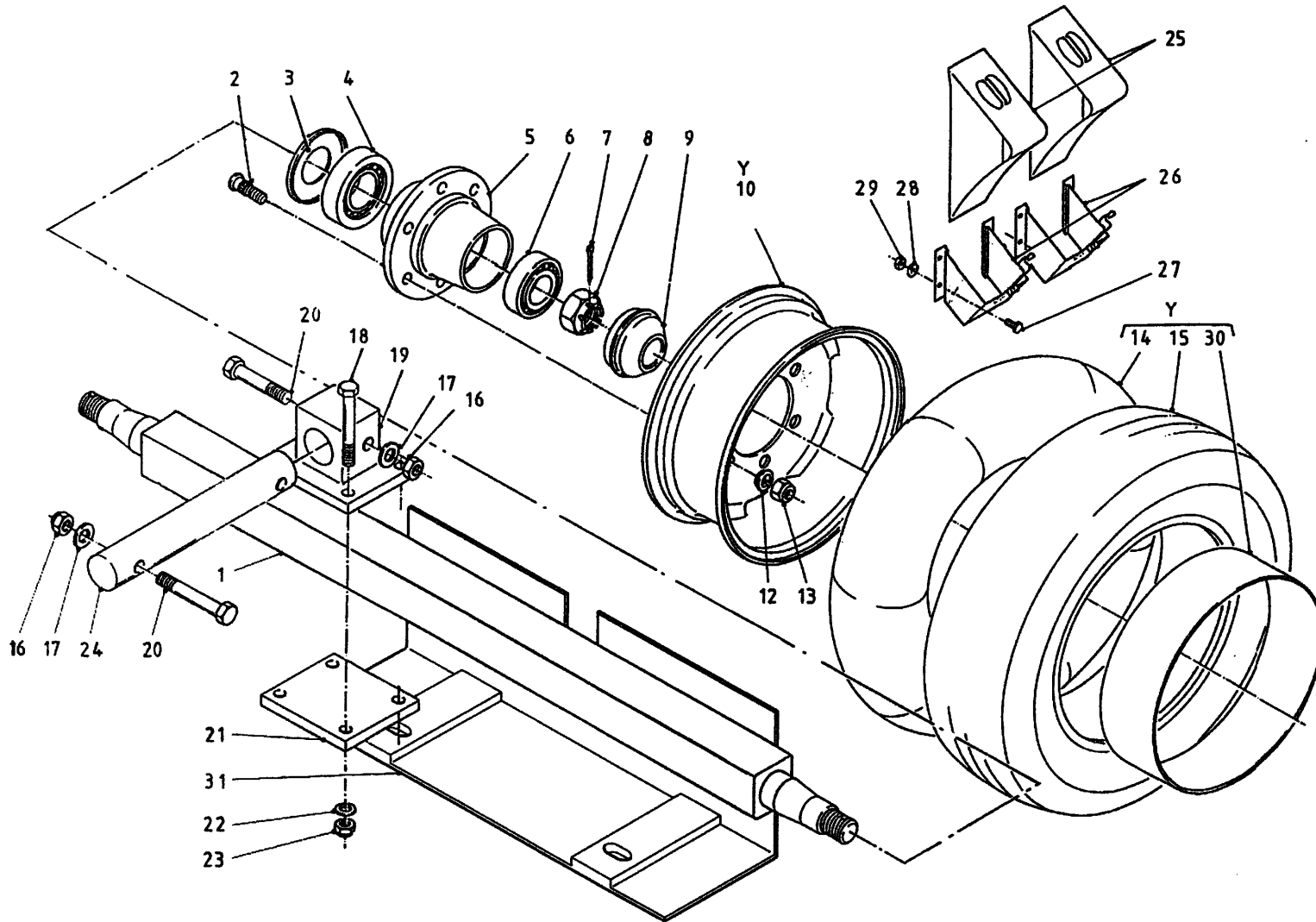


bestelnummer
 ordernummer
 Num. à commander
 Bestellnummer

33	84202	4	M6 x 60
34	40596	1	
35	91143	1	
36	86206	4	M6
37	40595	1	
38A	27724	1	Rechts
38B	28215	1	Links
39	85010	1	M10
40	86210	1	M10
41	84174	1	M10 x 80 x 14
42	65075	1	
43	24446	2	
44	85106	6	M6
45	27702	2	
46	90171	2	
47	12124	1	
48	12481	1	
49	79085	1	L=6500
50	12116	1	
51	84705	4	6.3 x 13
52	80835	1	M8 x 35
53	85107	2	M6
54	32449	1	
55	84470	4	M20 x 45 8.8
X	79094	1	L=3800

92177/5

Afbeelding 7: Wielas ongeremd
 Abbildung 7: Radachse ohne Bremsanlage
 Figure 7: Unbraked wheelaxle

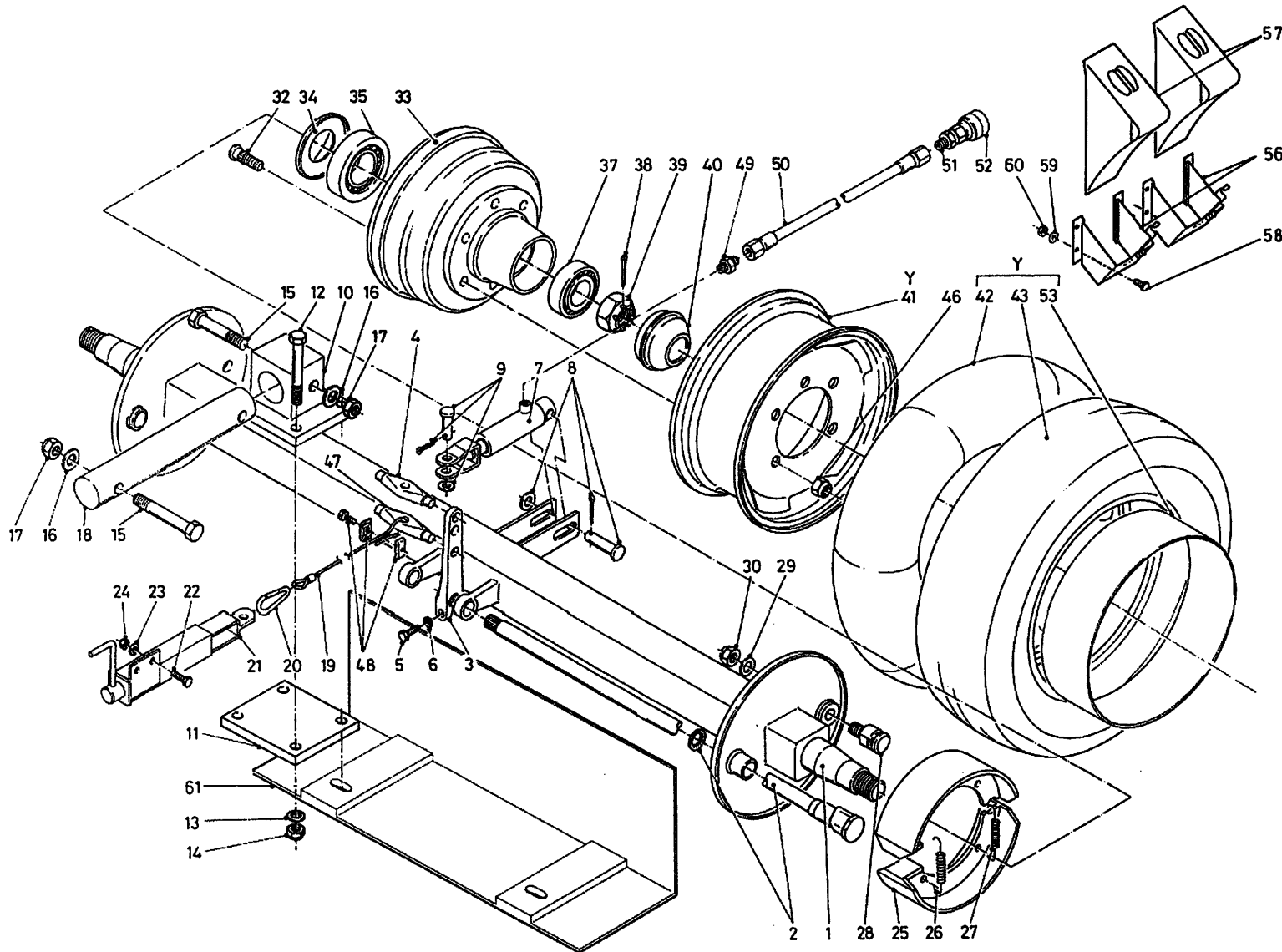


bestelnummer
 ordernummer
 Num. à commander
 Bestellnummer

1	90788	1	L=1500
2	84939	12	M18 x 1.5 L=60/65
3	90790	2	
4	70149	2	30213
5	90787	2	
6	70137	2	32210
7	90758	2	
8	90789	2	
9	90791	2	
10	90749	2	10 x 14,5 161
12	90521	12	
13	90519	12	M18 x 1,5 H=18
14	90751	2	700-15
15	90750	2	30/11,5 x 14,5
16	86220	4	M20
17	85120	4	M20
18	81615	8	M16 x 140 10.9
19	12457	2	
20	82013	4	M20 x 130 12.9
21	27114	2	
22	85116	8	M16
23	86516	8	M16
24	32000	2	
25	90402	2	
26	90403	2	
27	80821	8	M8 x 20
28	85108	16	M8
29	86208	8	M8
30	90752	2	30/11,5 x 14,5
31A	12611	1	→ 03
31B	13354	1	→ 04
Y	90748	2	30/11,5 x 14,5

92177/5

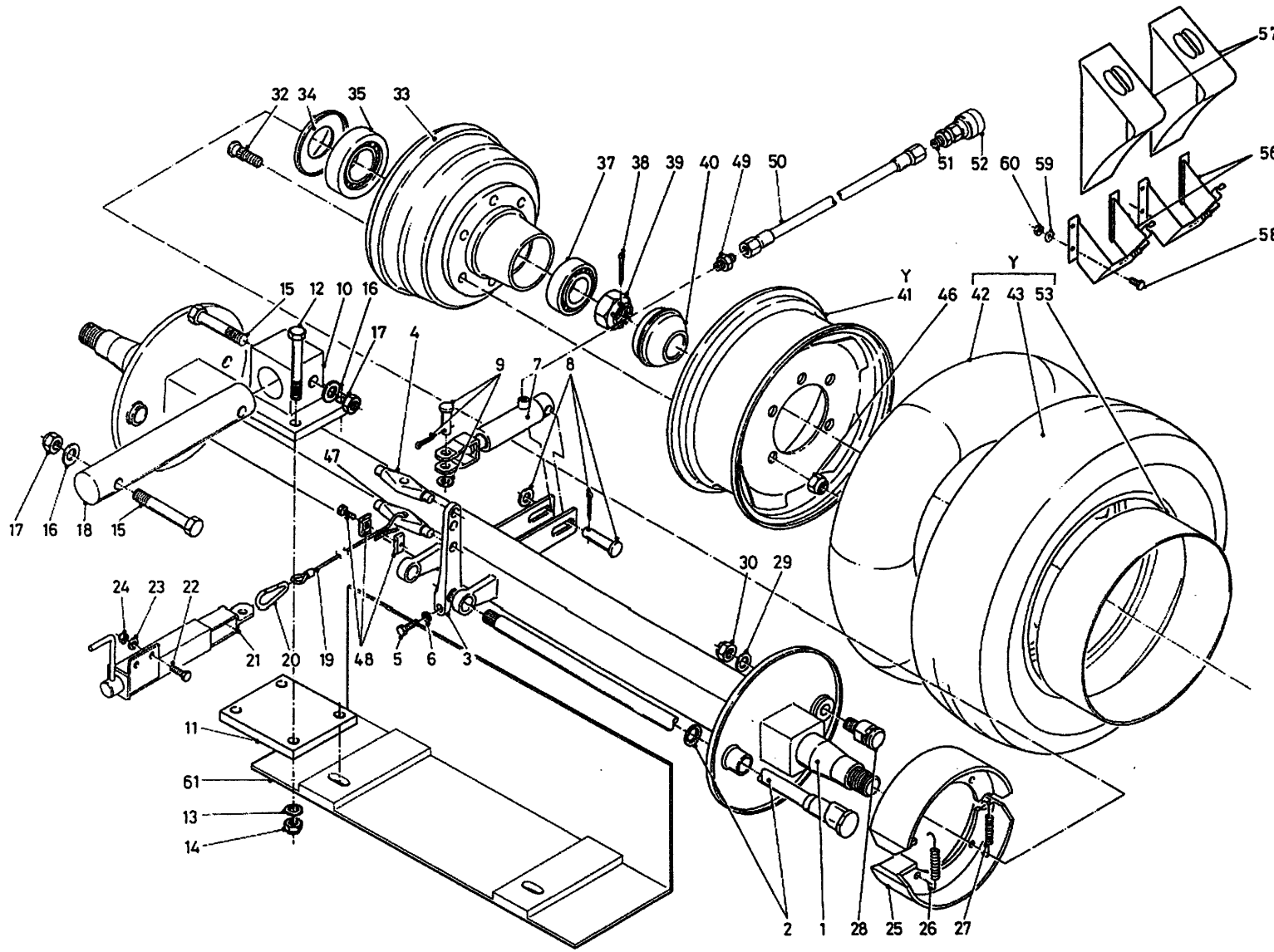
Afbeelding 8: Wielas met hydraulisch remsysteem
 Abbildung 8: Radachse mit hydraulischer Bremse
 Figure 8: Wheelaxle with hydraulic brakes



bestelnummer	ordernummer	Num. à commander	Bestellnummer
1	90754	1	L=1500
2	90761	2	
3	90760	2	
4	90506	1	
5	80845	2	M8 x 45
6	86108	2	M8
7	51110	1	
8	90514	1	
9	90515	1	
10	12457	2	
11	27114	2	
12	81615	8	M16 x 140 10.9
13	85016	8	M16
14	86516	8	M16
15	82013	4	M20 x 130 12.9
16	85120	4	M20
17	86220	4	M20
18	32000	2	
19	79092	1	L=2300
20	39139	1	
21	11997	1	
22	81031	2	M10 x 30
23	85110	2	M10
24	86210	2	M10
25	90762	4	
26	90767	2	
27	90768	2	
28	90763	2	
29	90765	2	
30	90764	2	
32	84944	12	M18 x 1.5 L=74
33	90755	2	
34	90756	2	
35	70148	2	32013X
37	70056	2	30208
38	90758	2	
39	90757	2	
40	90759	2	
41	90749	2	10 x 14.5 161
42	90751	2	7.00-15
43	90750	2	30/11,5 x 14,5

92177/5

Afbeelding 8: Wielas met hydraulisch remsysteem
 Abbildung 8: Radachse mit hydraulischer Bremse
 Figure 8: Wheelaxle with hydraulic brakes



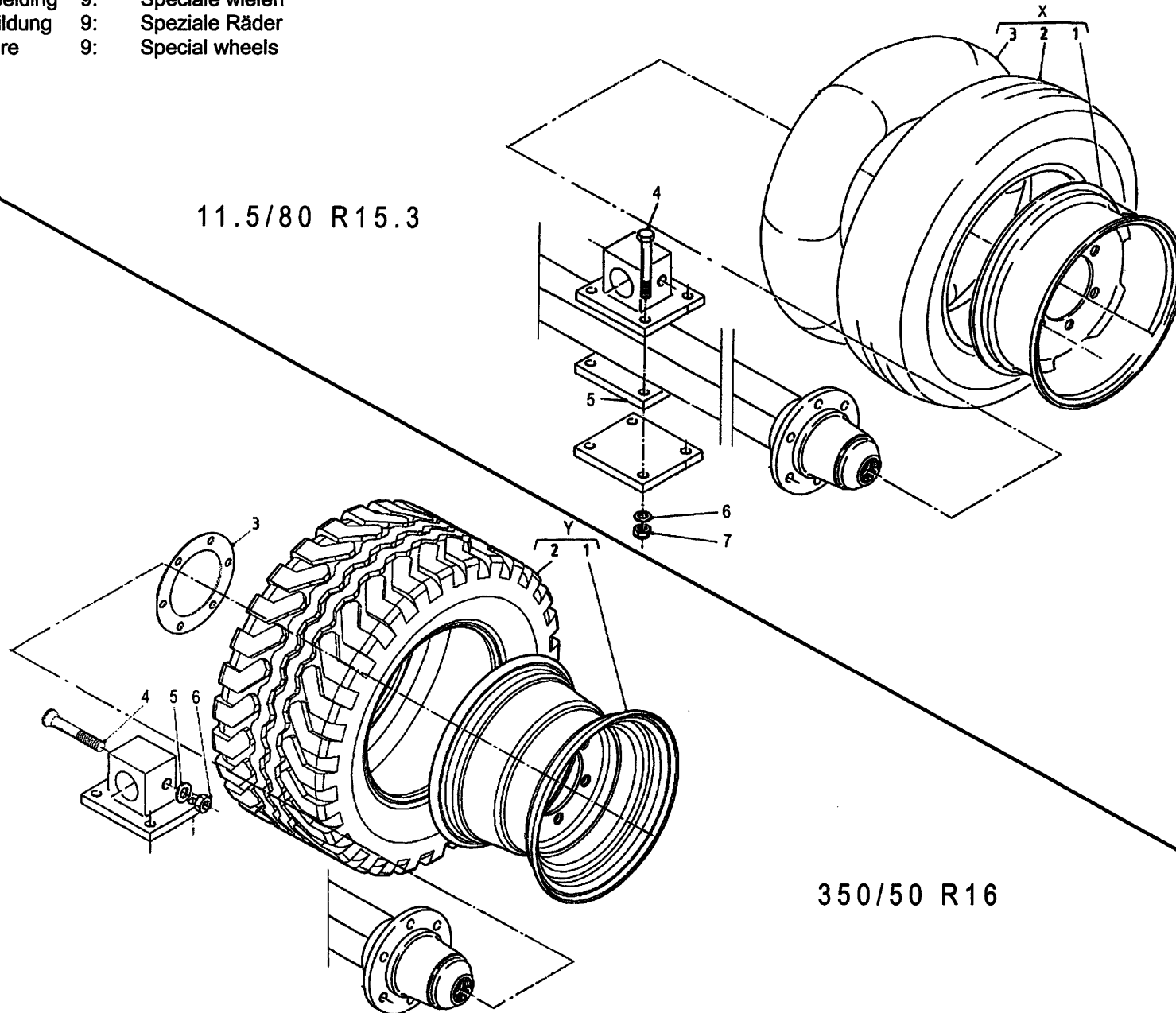
bestelnummer
 ordernummer
 Num. à commander
 Bestellnummer

46	86935	12	M18 x 1.5 H=22
47	31747	1	
48	90430	1	
49	X50124	1	
50	W50956	1	1/4" 4200 RH
51	X50114	1	
52	53327	1	
53	90752	2	30/11,5 x 14,5
56	90403	2	
57	90402	2	
58	80821	8	M8 x 20
59	85108	16	M8
60	86208	8	M8
61A	12611	1	→ 03
61B	13354	1	→ 04
Y	90748	2	30/11,5 x 14,5

92177/5

Afbeelding 9: Speciale wielen
 Abbildung 9: Spezielle Räder
 Figure 9: Special wheels

11.5/80 R15.3



350/50 R16

bestelnummer
 ordernummer
 Num. à commander
 Bestellnummer

11.5/80 R15.3

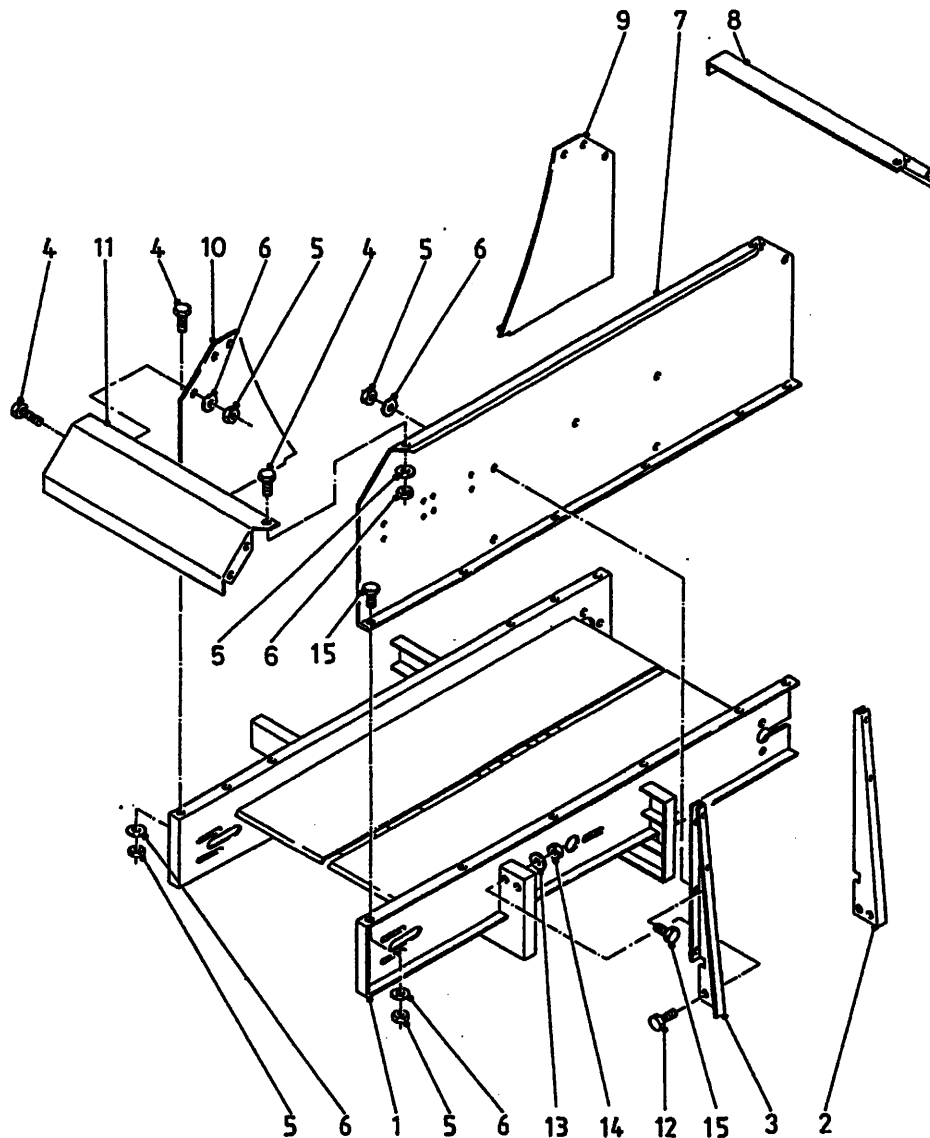
1	94008	2	9 x 15,3
2	94009	2	11,5/80 R15.3
3	94010	2	9 x 15.3
4	81620	8	M16 x 200
5	28988	2	H=40
6	85116	8	M16
7	86216	8	M16
X	90984	2	11.5/80 R15.3

350/50 R16

1	94201	2	11 x 16
2	94202	2	350/50 R 16 Flot
3	29944	2	
4	84208	4	M20 x 140 10.9 DIN 7991
5	85120	4	M20
6	86220	4	M20
Y	94037	2	350/50 R16 Flot

92177/5

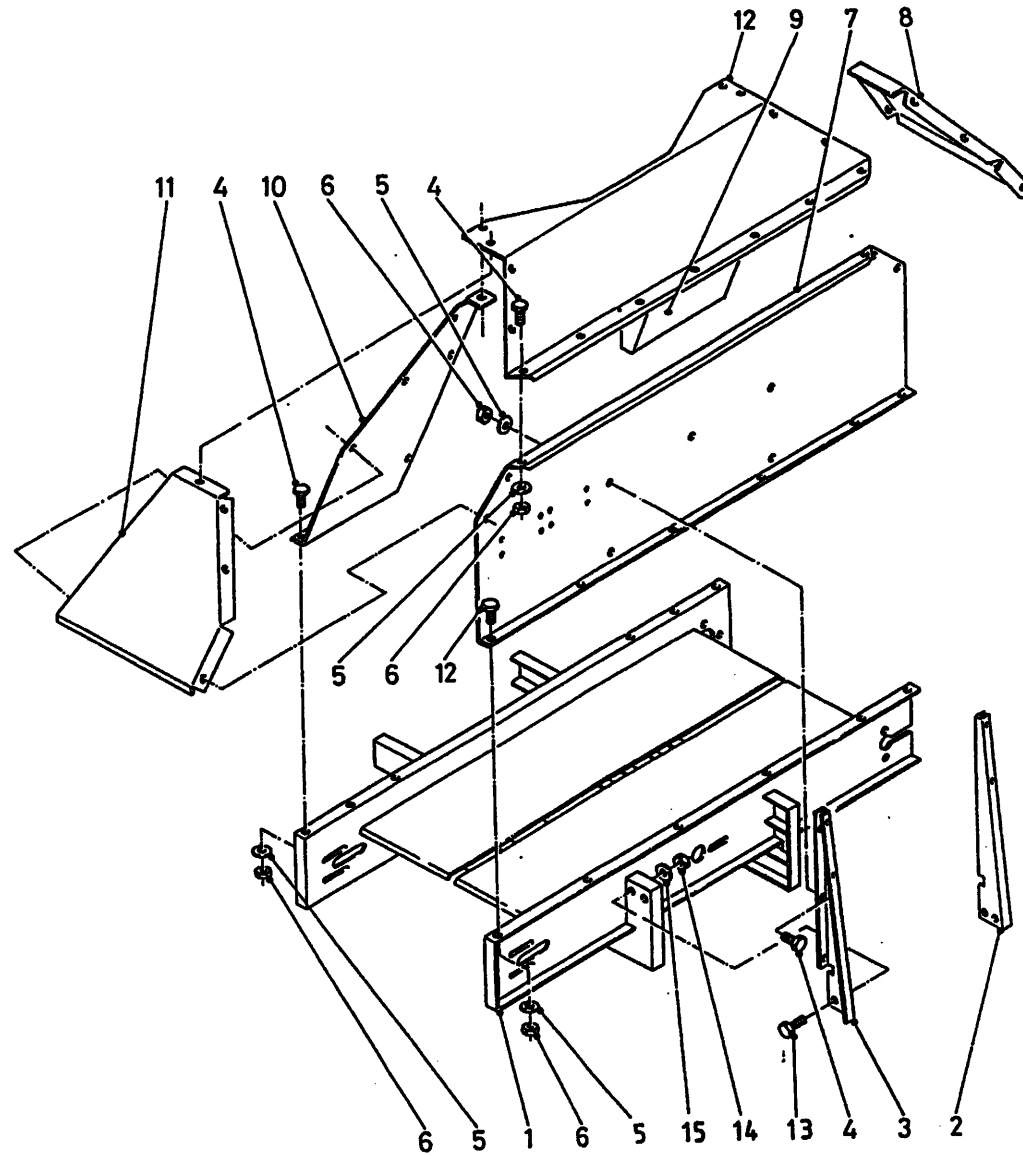
Afbeelding 10A: Dwarsbandframe voorlossend
 Abbildung 10A: Querförderbandrahmen Entleerung Vorne
 Figure 10A: Frame side conveyor front discharge



bestelnummer			
ordernummer			
Num. à commander			
Bestellnummer			
1	12455	1	
2	27039	1	
3	27038	1	
4	80816	25	M8 x 16
5	86208	31	M8
6	85108	31	M8
7	27054	1	
8	27050	1	
9	27053	1	
10	27052	1	
11	27051	1	
12	81646	4	M16 x 45
13	85116	4	M16
14	86216	4	M16
15	80821	12	M8 x 20

92177/5

Afbeelding 10B: Dwarsbandframe achterlossend
 Abbildung 10B: Querförderbandrahmen Entleerung Hinten
 Figure 10B: Frame side conveyor rear discharge

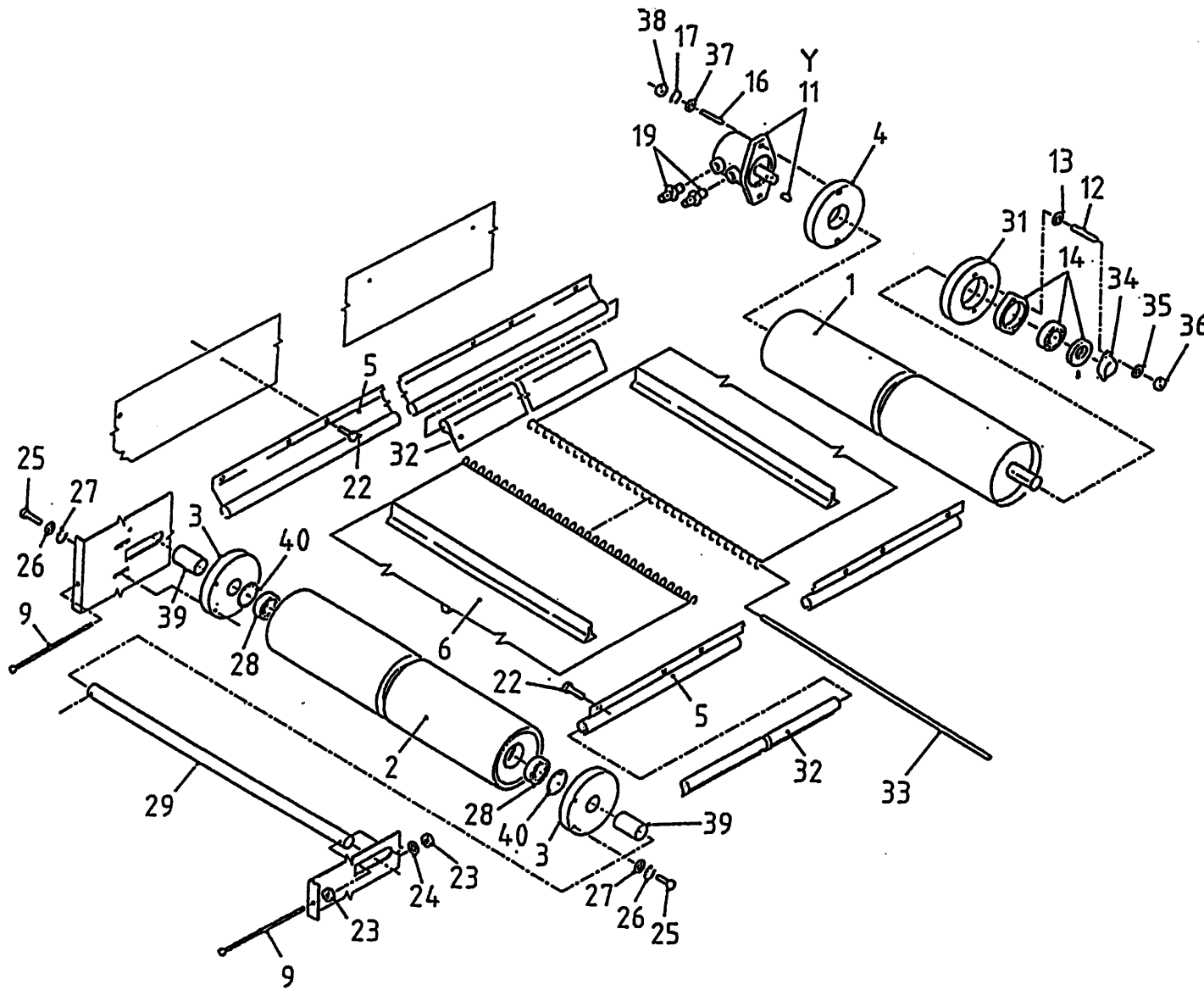


bestelnummer
 ordernummer
 Num. à commander
 Bestellnummer

1	12455	1	
2	27039	1	
3	27038	1	
4	80816	46	M8 x 16
5	86208	46	M8
6	85108	46	M8
7	27054	1	
8	40567	1	
9	40566	1	
10	40565	1	
11	40568	1	
12	40564	1	
13	81646	4	M16 X 45
14	85116	4	M16
15	86216	4	M16

92177/5

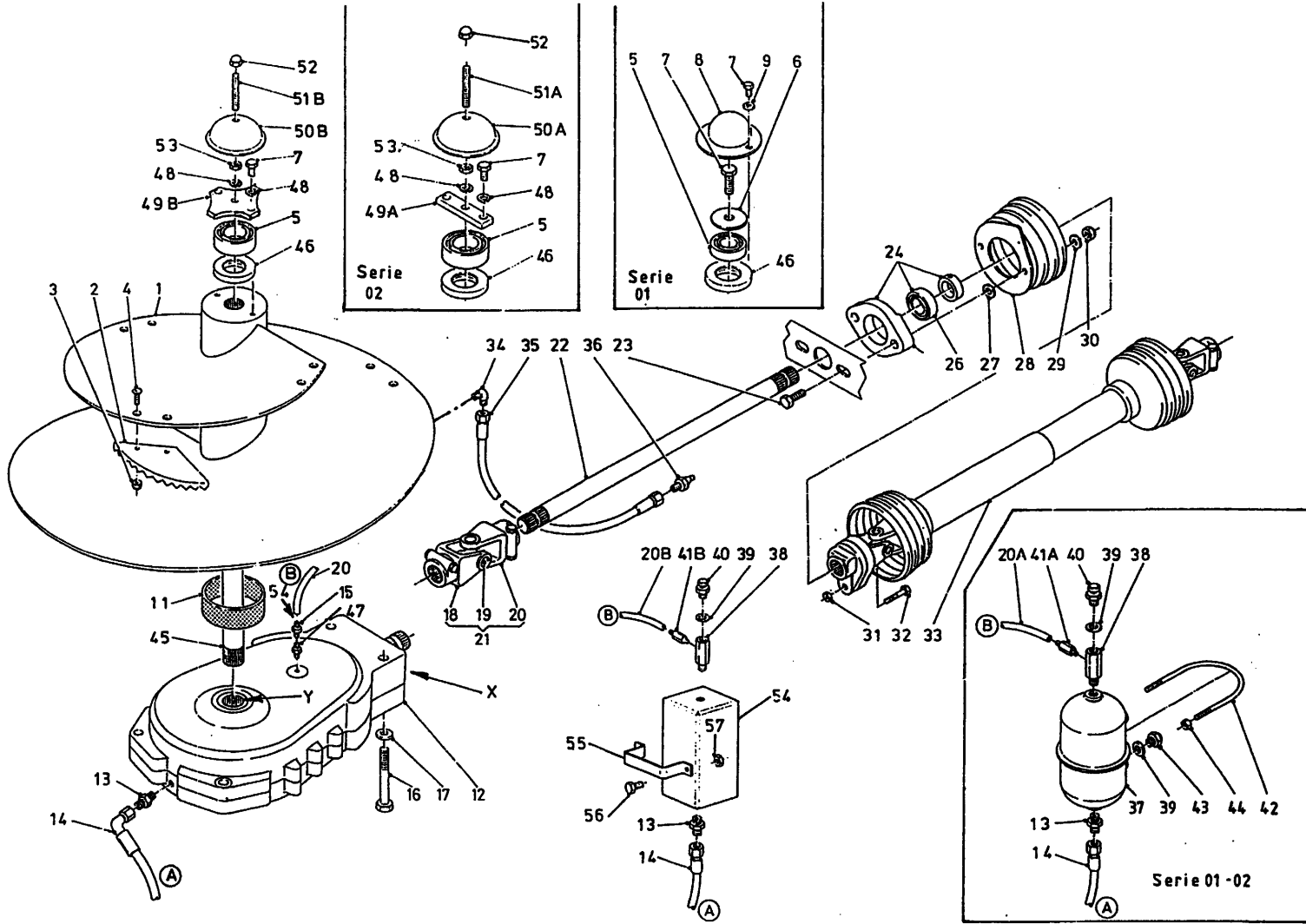
Afbeelding 11: Dwarsband (voor- en achterlossend)
 Abbildung 11: Querförderband (Dosierung Vorne und Hinten)
 Figure 11: Side conveyor (Front and rear discharge)



bestelnummer		ordernummer	
Num. à commander		Bestellnummer	
1	11940	1	
2	11979	1	
3	60290	2	
4	31709	1	
5	90745	2	L=1980
6	60334	1	L=4000
9	81223	2	M12 x 180
11A	51083	1	White 127 cc
11	51130	1	Danfoss 127 cc
11C	51129	1	Sam 128 cc
12	84176	2	M8 x 60
13	85008	2	M8
14	70084	1	
16	84108	2	M12 x 60
17	85012	2	M12
19	X50117	2	
22	84717	18	M6 x 12
23	86112	2	M12
24	85112	2	M12
25	81031	4	M10 x 30
26	85010	4	M10
27	85113	4	M10
28	70010	2	
29	25200	1	
31	32190	1	
32	60333	2	L=1980
33	25739	1	
34	23304	1	
35	85108	2	M8
36	86208	2	M8
37	85112	2	M12
38	86212	2	M12
39	25207	2	L=53
40	87162	2	J62 x 2.0
Y	05356	1	White
Y	05169	1	Danfoss
Y	05358	1	Sam

92177/5

Afbeelding 12A: Mengvijzel en aandrijving
 Abbildung 12A: Schnecke und Antrieb
 Figure 12A: Auger and drive system



bestelnummer
 ordernummer
 Num. à commander
 Bestellnummer

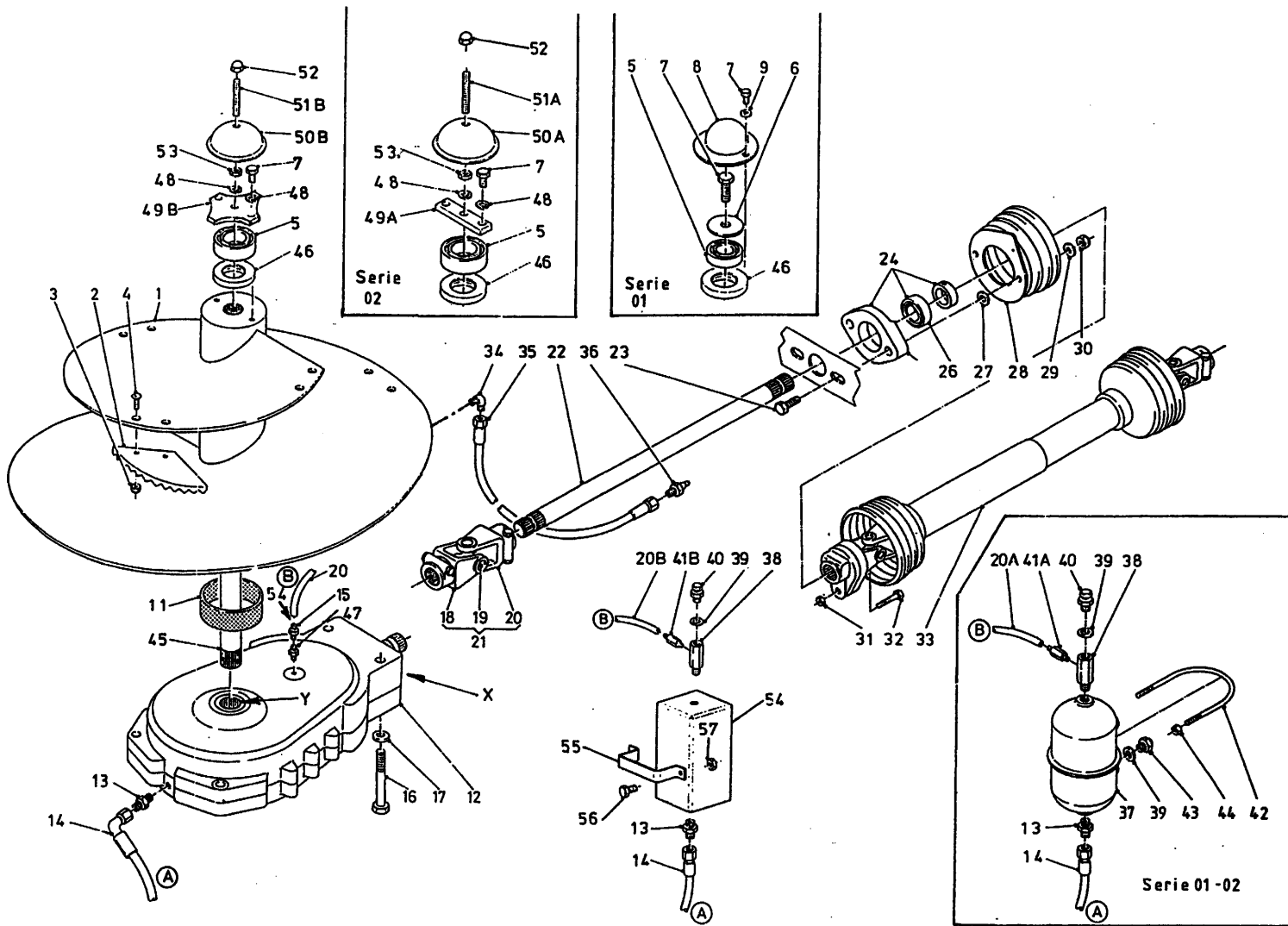
1A	12466	1	7m ³
1B	12314	1	9m ³
2	31841	5	
3	86216	10	M16
4	84206	10	M16 x 60
5	70143	1	
6	26783	1	
7	81626	3	M16 x 25
8	26871	1	
9	85116	1	M16
11	51867	1	
12	90727	1	
13	X50112	2	
14	W50665	1	3/8" 1850 RH
15	50196	1	
16	82412	4	M24 x 120
17	85024	4	M24
18	90730	1	
19	90729	1	
20A	50950	1	Ø6 L=2400
20B	52674	1	Ø8 L=2800
21	90686	1	
22A	31907	1	L=1055
22B	32063	1	L=340
23	81071	2	M10 x 70
24	70059	1	
25	70089	1	
26	70090	1	
27	85113	4	M10
28	90499	1	
29	85010	2	M10
30	86110	2	M10
31	86208	1	M8
32	80860	1	M8 x 60
33A	90796	1	L=1610
33B	90797	1	L=1210
34	50107	1	
35	50957	1	1/4" 1520 RR

92177/5

Afbeelding 12A: Mengvijzel en aandrijving

Abbildung 12A: Schnecke und Antrieb

Figure 12A: Auger and drive system



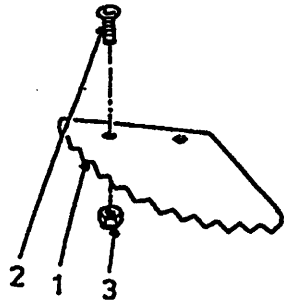
bestelnummer
ordernummer
Num. à commander
Bestellnummer

36	89518	1	
37	90443	1	
38	50176	1	
39	85215	3	
40	90567	1	
41A	50197	1	Ø6
41B	50285	1	Ø8
42	84191	1	
43	90566	1	
44	86206	2	M6
45A	32044	1	L=1043 7m³
45B	31900	1	L=1276 9m³
46	70145	1	
47	50194	1	
48	85016	3	M16
49A	27937	1	serie 02
49B	29298	1	-> 03
50A	27690	1	serie 02
50B	29299	1	-> 03
51A	84001	1	M16 x 140 serie 02
51B	84072	1	M16 x 120 -> 03
52	86937	1	M16
53	86116	1	M16
54	90974	1	
55	28845	1	
56	80831	2	M8 x 30
57	86208	2	M8
X	70161	1	40 x 70 x 10
Y	70156	1	100 x 130 x 12

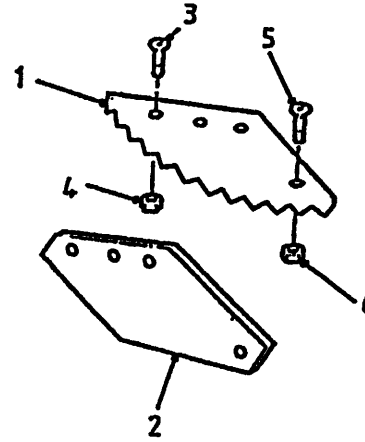
92177/5

Afbeelding 12B : Vijzelmessen
 Abbildung 12B : Schneckenmesser
 Picture 12B : Augerknives

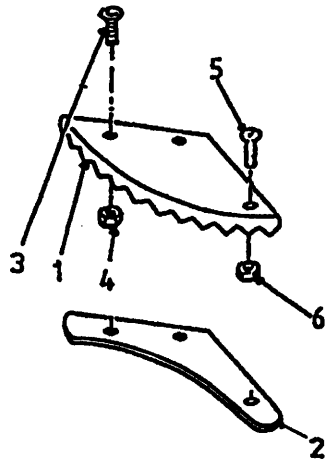
Standaard L=350



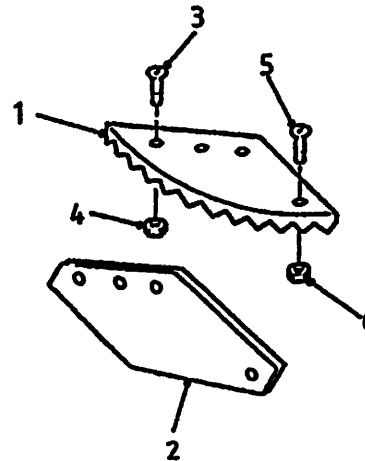
Standaard L=550



L=350 + TC



L=550 + TC



bestelnummer
 ordernummer
 Num. à commander
 Bestellnummer

Standaard

1	31841	1	
2	84121	2	M16 x 45
3	86216	2	M16

L = 350 + TC

1	32354	1	TC
2	29291	1	
3	84188	2	M16 x 55
4	86216	2	M16
5	84125	1	M8 x 25
6	86208	1	M8

L = 550

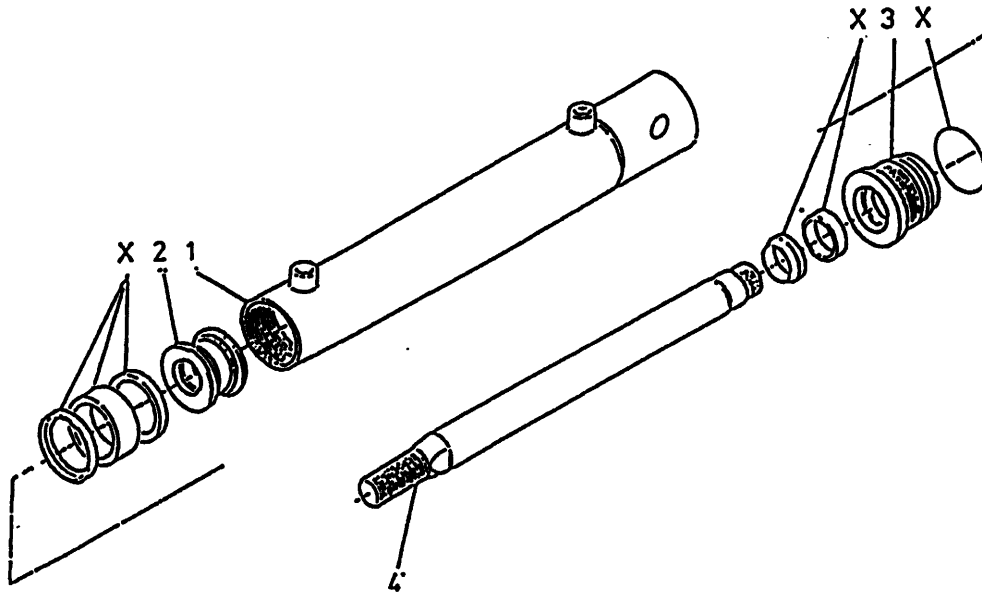
1	31639	1	
2	31640	1	
3	84188	3	M16 x 55
4	86216	3	M16
5	84125	1	M8 x 25
6	86208	1	M8

L = 550 + TC

1	31639	1	TC
2	31640	1	
3	84188	3	M16 x 55
4	86216	3	M16
5	84125	1	M8 x 25
6	86208	1	M8

92177/5

Afbeelding 13: Doseerlepilinder
Abbildung 13: Auswurfschiebezylinder
Figure 13: Slide cilinder



bestelnummer
ordernummer
Num. à commander
Bestellnummer

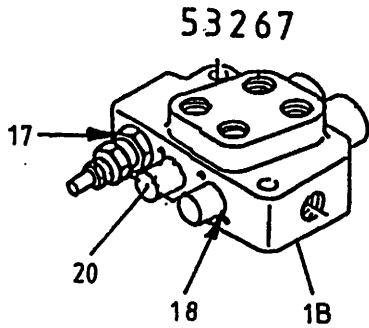
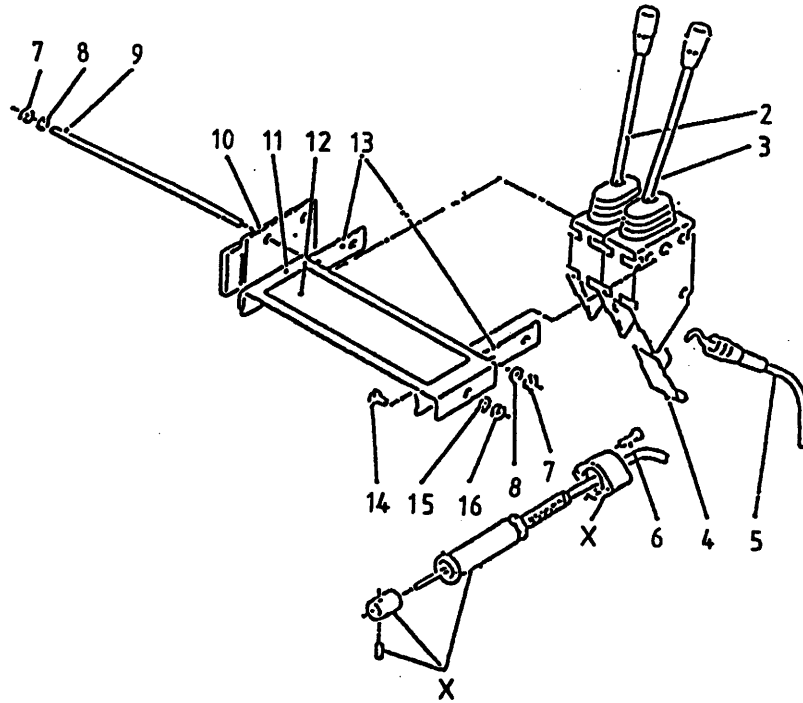
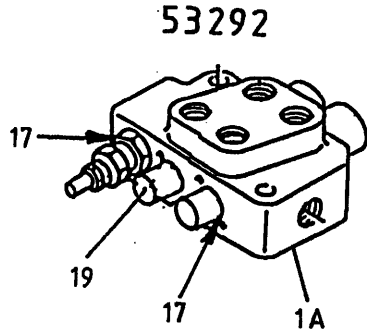
51174

1	12548	1
2	30860	1
3	31460	1
4	32045	1
X	05309	1

92177/5

Afbeelding 14: Mechanisch bediening VL/AL machines en ventielset ZK
 Abbildung 14: Mechanische Fernbedienung VL/AL und Ventilsatz ZK maschinen
 Figure 14: Mechanical remote control VL/AL machines and valvekit ZK machines

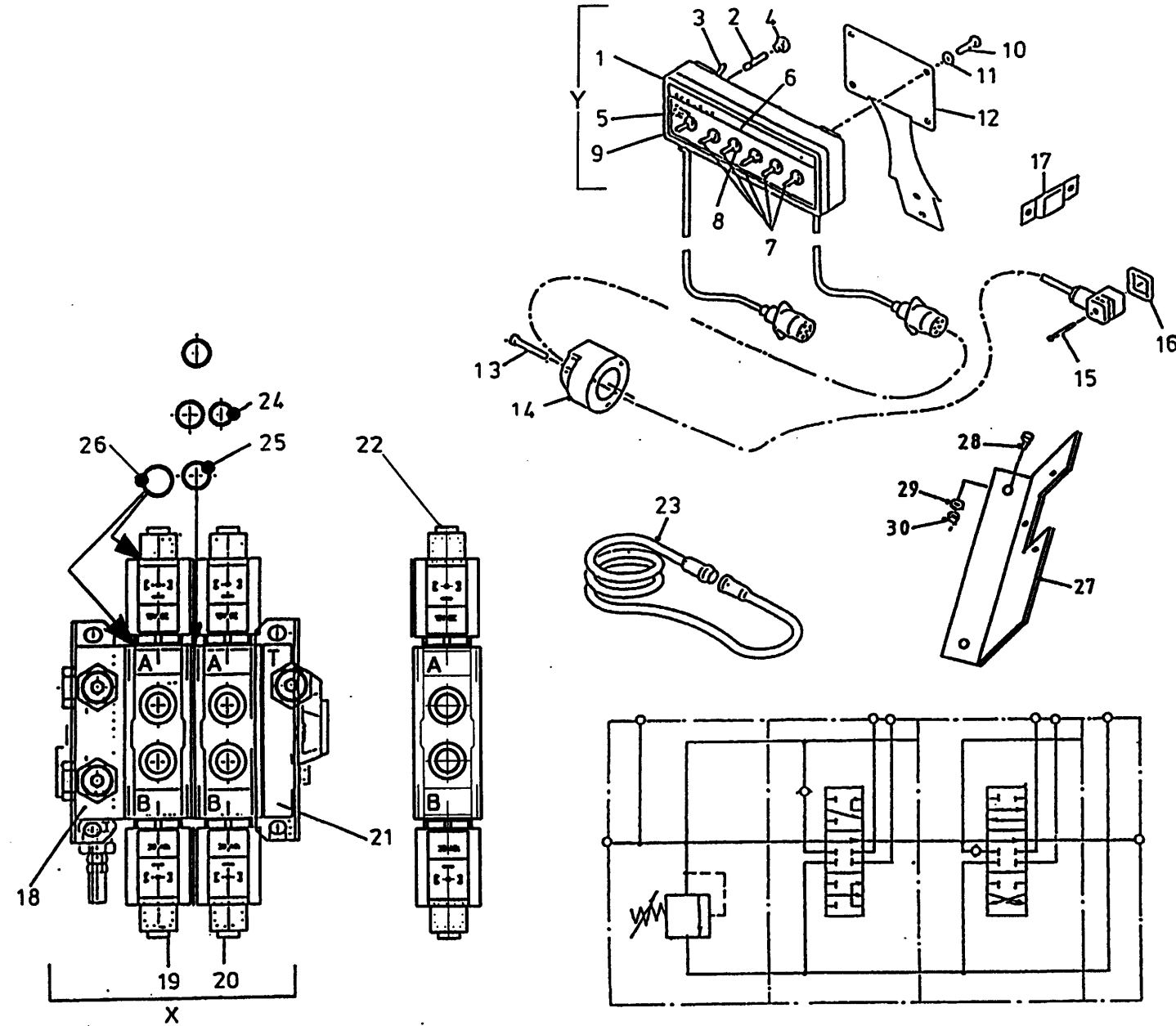
bestelnummer
 ordernummer
 Num. à commander
 Bestellnummer



1A	53292	1	2H VL
1B	53267	1	2H ZK
2	53129	1	
3	53127	1	
4	60210	2	
5A	79059	2	L=2600 VL
5B	79060	2	L=3000 ZK/AL
6	84480	4	M6 x 45
7	86206	6	M6
8	85106	6	M6
9	84042	3	M6 x 120
10	11139	1	
11	23167	1	
12	91237	1	
13	22244	2	
14	80816	2	M8 x 16
15	85108	2	M8
16	86208	2	M8
17	78128	2	17,86 x 2.62/70
18	78126	4	15,08 x 2.62/70
19	53436	2	
20	53430	2	
X	53231	2	

92177/5

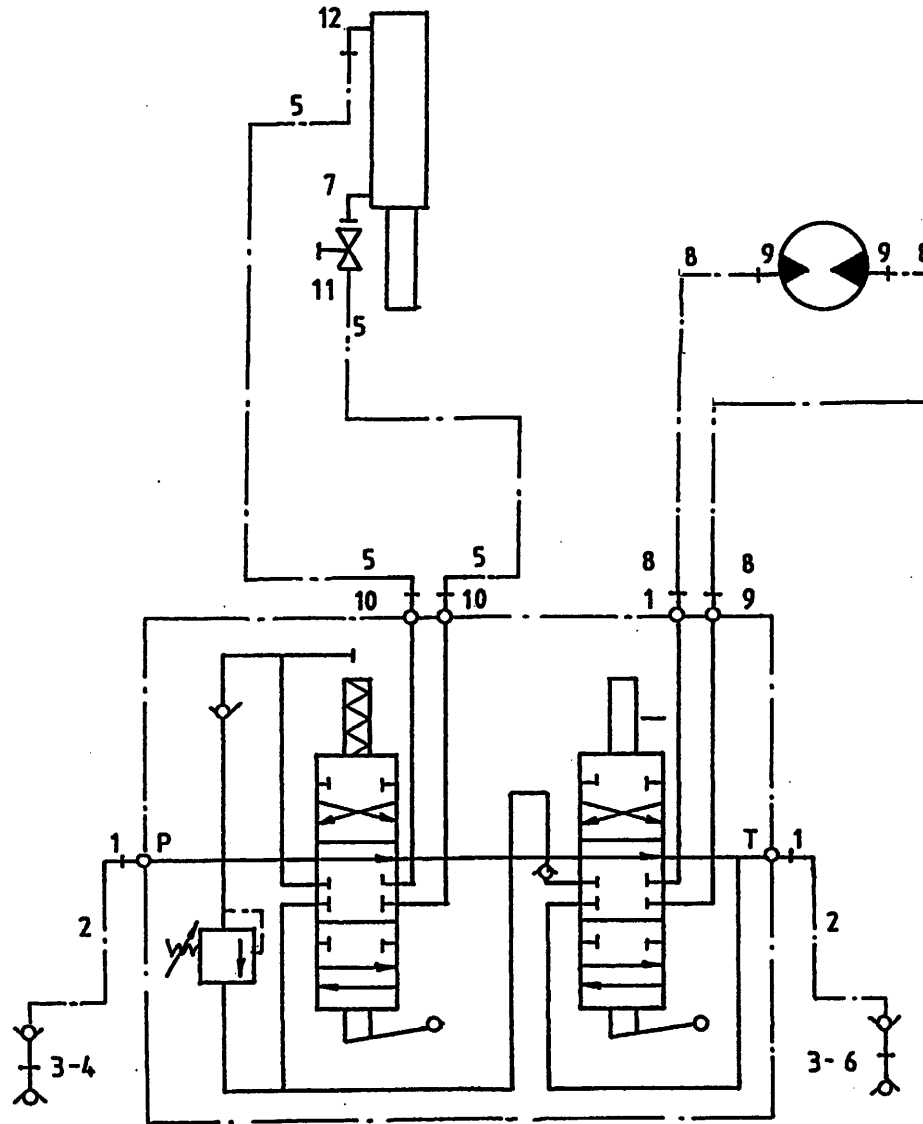
Afbeelding 15: Elektrische afstandsbediening
 Abbildung 15: Elektrische Fernbedienung
 Figure 15: Electrical remote control



bestelnummer		ordernummer	
Num. à commander		Bestellnummer	
1	98195	1	
2	98053	1	
3	98054	1	
4	98052	1	
5	98051	1	
6	91015	1	
7	98113	5	
8	98056	6	
9	98206	1	
10	84717	4	M6 x 12
11	85106	4	M6
12	40420	1	
13	84476	3	M5 x 30
14	98147	1	
15	84711	4	M3 x 35
16	60180	4	
17	24644	1	
18	53404	1	
19	53408	1	
20	53425	1	
21	53407	1	
22	53405	1	
23	98150	1	
24	78122	3	17,17 x 1.78/70
25	78133	9	14 x 1.78/70
26	78062	4	18,77 x 1.78/70
27	28852	1	
28	80810	2	
29	85108	2	M8
30	86208	2	M8
X	53426	1	
Y	98194	1	Complete

92177/5

Afbeelding 16A : Slangenschema voorlossende machine
 Abbildung 16A : Hydraulik Plan Entleerung Vorne
 Figure 16A : Hydraulics front discharge

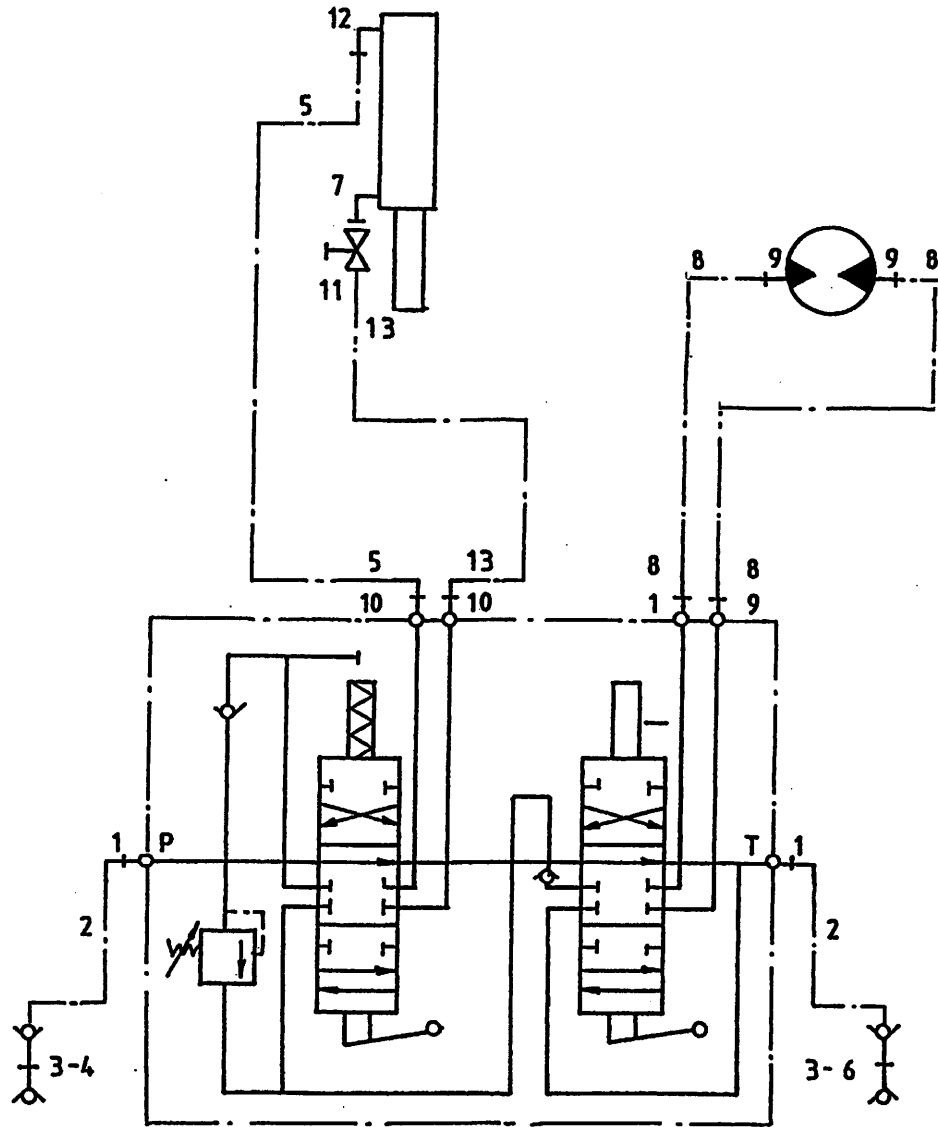


bestelnummer
 ordernummer
 Num. à commander
 Bestellnummer

1	X50102	3	
2	W50726	2	½" 2000 RH
3	53301	2	
4	53303	1	Rood
5	W50745	2	¼" 4600 RR
6	53326	1	Blauw
7	50107	1	
8	W50643	2	½" 2500 RH
9	X50117	3	
10	X50114	2	
11	51027	1	
12	X50107	1	

92177/5

Afbeelding 16B : Slangenschema achterlossende machine
 Abbildung 16B : Hydraulik Plan Entleerung Hinten
 Figure 16B : Hydraulics rear discharge

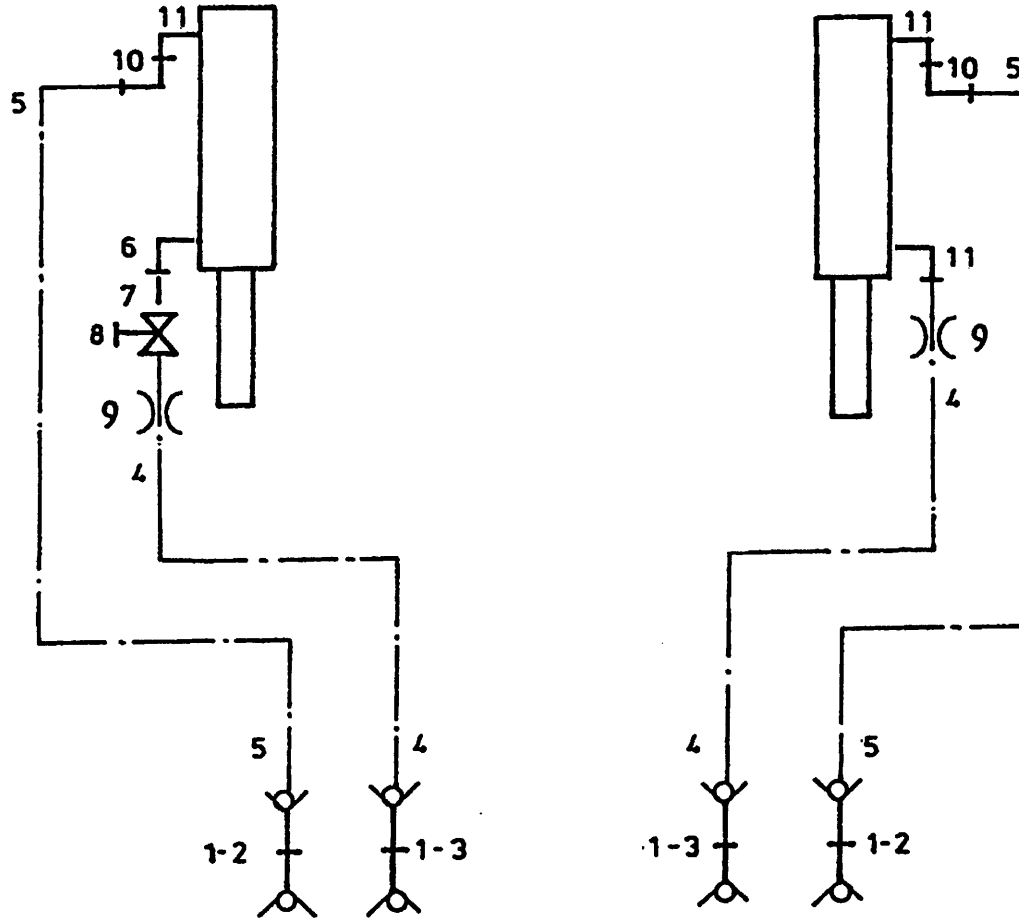


bestelnummer
 ordernummer
 Num. à commander
 Bestellnummer

1	X50102	3	
2	W50643	2	½" 2500 RH
3	53301	2	
4	53303	1	Rood
5	W50974	1	¼" 5800 RR
6	53326	1	Blauw
7	50107	1	
8	W50687	2	½" 3000 RR
9	X50117	3	
10	X50114	2	
11	51027	1	
12	X50107	1	
13	W50961	1	¼" 5100 RR

92177/5

Afbeelding 16C : Slangenschema rechtstreekse tractoraansluiting
 Abbildung 16C : Hydraulik Plan direktanschluß zum Schlepper
 Figure 16C : Hydraulics side discharge



bestelnummer

ordernummer

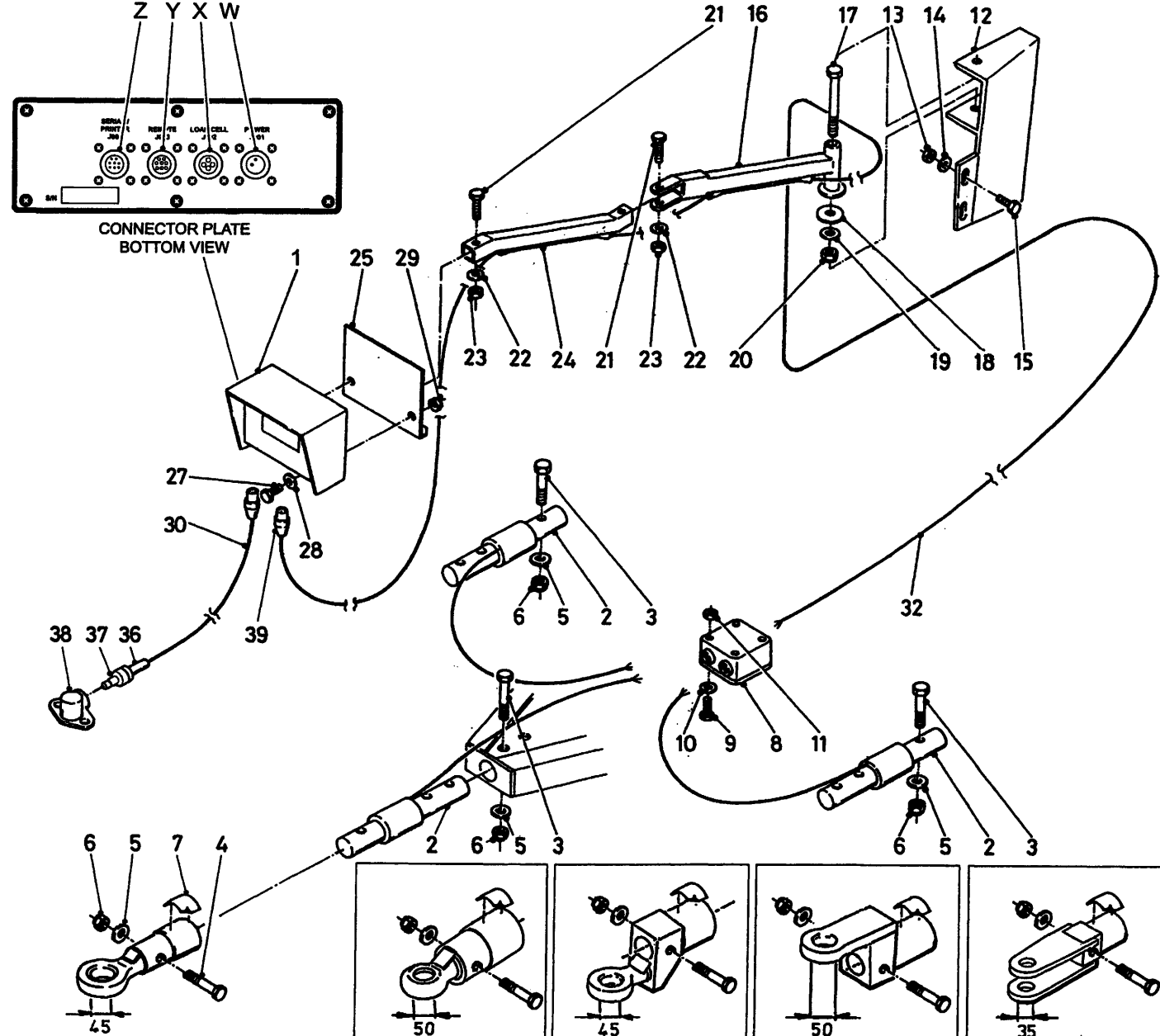
Num. à commander

Bestellnummer

1	53016	4	
2	53303	2	Rood
3	53326	2	Blauw
4A	W50920	2	1/4" 6500 RR
4B	W52632	2	1/4" 7250 RR USA
5A	W50974	2	1/4" 5800 RR
5B	W50920	2	1/4" 6500 RR USA
6	50107	1	
7	52654	1	
8	51027	1	
9	30726	2	Ø 0,8
10	X50147	2	
11	X50107	3	

92177/5

Afbeelding 17: Elektronisch weegsysteem
 Abbildung 17: Elektronische Waage
 Figure 17: Electronic weighing system

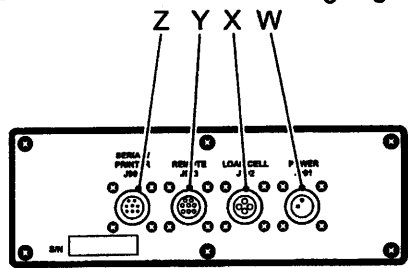


bestelnummer
 ordernummer
 Num. à commander
 Bestellnummer

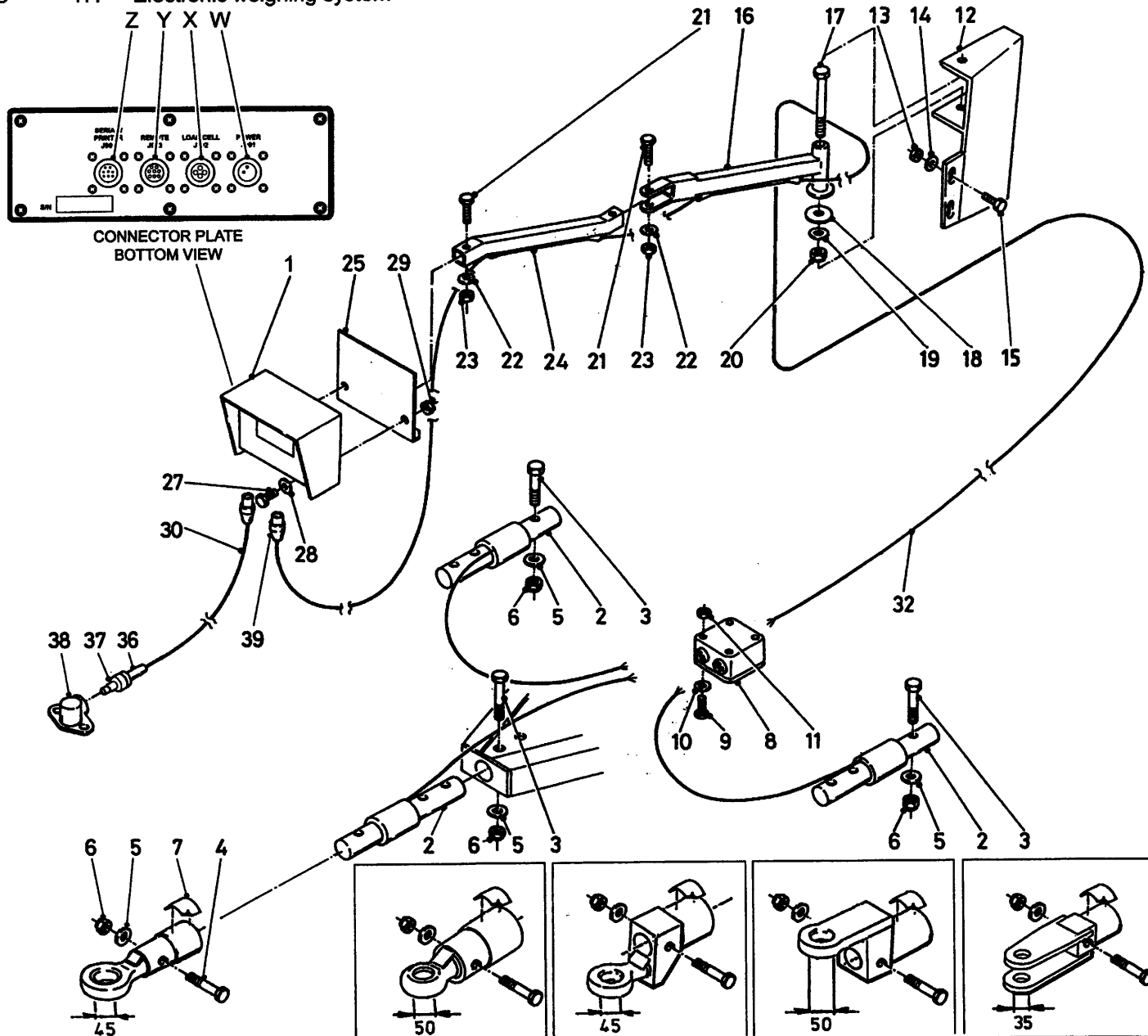
1A	94007	1	EZ2000
1B	90977	1	EZ2000V
1C	94028	1	EZ2000 R/S
1D	94029	1	EZ2000V R/S
1E	94075	1	EZ3200
1F	94076	1	EZ3200V
1G	94077	1	EZ3200 R/S
1H	94078	1	EZ3200V R/S
2	90743	3	Ø54
3	82013	3	M20 x 130 12.9
4	82014	1	M20 x 140 12.9
5	85020	4	M20
6	86220	4	M20
7	91216	1	
8	90482	1	
9	84445	4	M5 x 20
10	85105	4	M5
11	86205	4	M5
12	12480	1	VL
13	86208	2	M8
14	85108	2	M8
15	80826	2	M8 x 25
16A	12037	1	VL
16B	12624	1	AL+ZK
17	81653	1	M16 x 150
18	60298	1	VL
19	85116	1	M16
20	86216	1	M16
21	81060	2	M10 x 60
22	85110	2	M10
23	86210	2	M10
24A	12036	1	VL
24B	12625	1	AL+ZK
25	12038	1	
27	80621	2	M6 x 20
28	85106	2	M6
29	86206	2	M6
30	90483	1	L=3000
32	90719	1	L=5000
36	98239	1	
37	98328	1	
38	98237	1	

92177/5

Afbeelding 17: Elektronisch weegstelsel
 Abbildung 17: Elektronische Waage
 Figure 17: Electronic weighing system



CONNECTOR PLATE
 BOTTOM VIEW

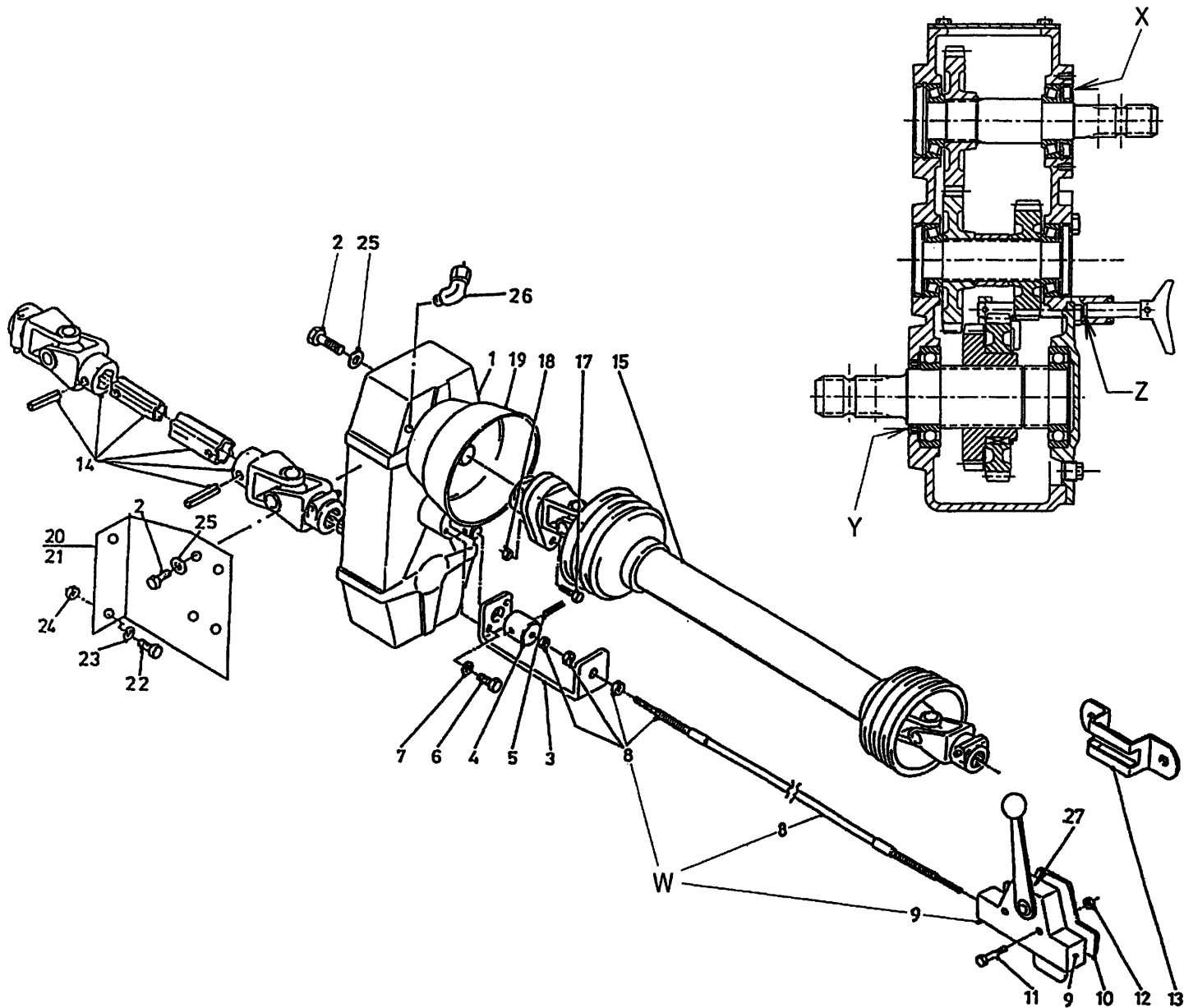


bestelnummer
 ordernummer
 Num. à commander
 Bestellnummer

39	98218	1	
W	05389	1	J901
X	05390	1	J902
Y	05510	1	J903
Z	05511	1	J904

9217715

Afbeelding 18: Vertragsingskast
 Abbildung 18: Reduziergetriebe
 Figure 18: Reduction gearbox

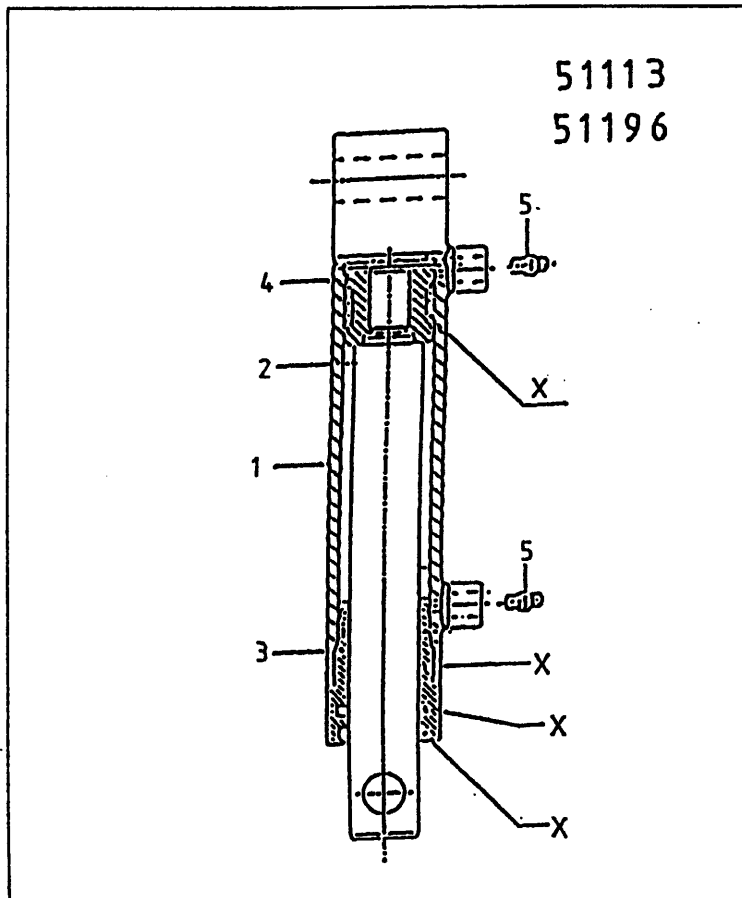
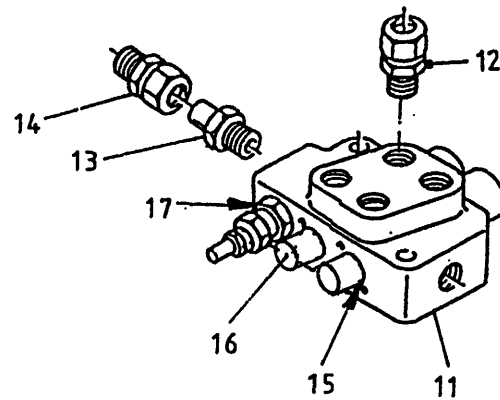
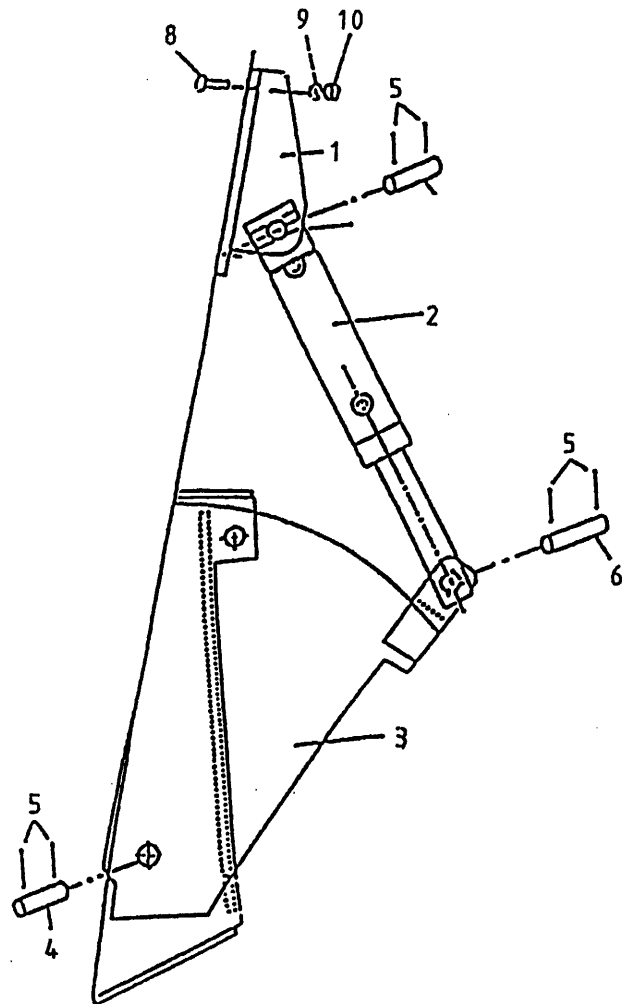


bestelnummer
 ordernummer
 Num. à commander
 Bestellnummer

1A	90488	1	Comer
1B	90911	1	GB
2	81445	8	M14 x 40
3	25775	1	
4A	31781	1	M6, Yellow
4B	32349	1	M8, Black
5	88027	1	Ø 6 x 26
6	80826	2	M8 x 25
7	85008	2	M8
8A	79051	1	L=3000, Yellow
8B	79099	1	L=3750, Black
9A	90770	1	Yellow
9B	94042	1	Black
10	10525	1	
11	80635	2	M6 x 35
12	86206	2	M6
13	20199	1	
14	90627	1	1 3/8"-6 - 1 1/4"-6
15A	90796	1	AL/ZK
15B	90797	1	VL
17	80860	1	M8 x 60
18	86208	1	M8
19	90948	1	
20	27060	1	Links
21	27061	1	Rechts
22	81231	4	M12 x 30
23	85112	4	M12
24	86212	4	M12
25	85014	9	M14
26	50550	1	
27	91336	1	
W1	90121	1	Yellow
W2	94041	1	Black
X	70170	1	40 x 80 x 10
Y	70169	1	60 x 80 x 10
Z	78144	1	10.77x2.62 90° Sh. Comer

92177/5

Afbeelding 19: Hydraulische bediening conframes
 Abbildung 19: Hydraulische Fernbedienung
 Figure 19: Hydraulic control counter knife



51113
51196

bestelnummer
ordernummer
Num. à commander
Bestellnummer

1	12043	1	
2A	51113	1	→ 01 H=110
2B	51196	1	↳ 02 H=120
3	12039	1	
4	25332	1	
5	88239	6	Ø 5 x 40
6	25607	1	
7	25606	1	
8	84808	2	M12 x 30
9	85112	2	M12
10	86212	2	M12
11	53267	1	
12	X50114	2	
13	50132	1	
14	50102	1	
15	78126	4	15,08x2,62/70
16	53430	2	
17	78128	1	17.86x2.62/70

51113 (H=110)

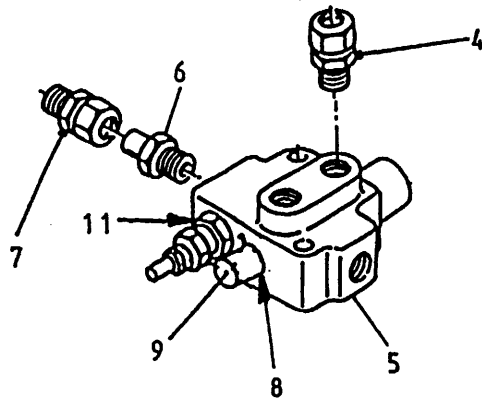
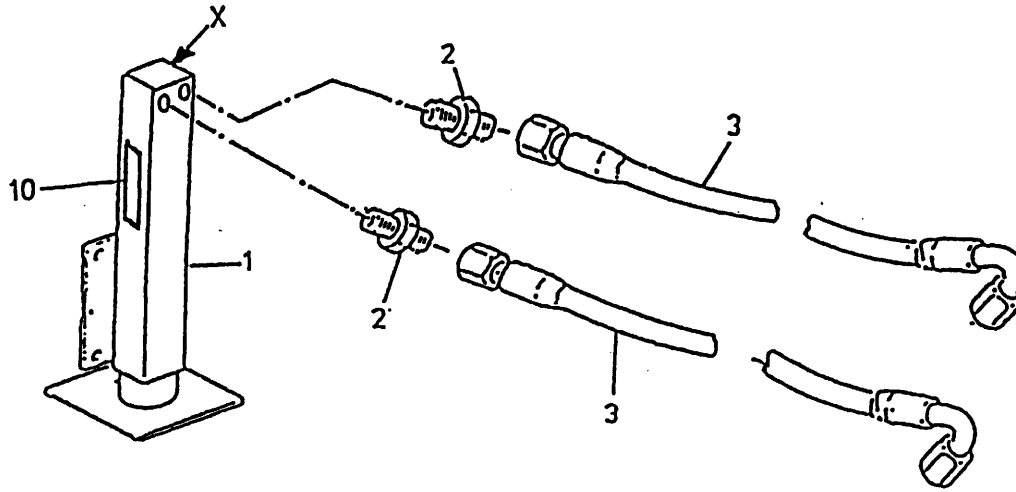
1	12028	1	
2	31757	1	
3	31460	1	
4	30860	1	
5	X50104	1	
6	W50959	2	¼" 4000 RH
X	05309	2	

51196 (H=120)

1	12843	1	
2	32207	1	
3	31460	1	
4	30860	1	
5	X50104	2	
X	05309	1	

92177/5

Afbeelding 20: Hydraulische Steunpoot
 Abbildung 20: Hydraulischer Stützfuß
 Figure 20: Hydraulic support



bestelnummer
 ordernummer
 Num. à commander
 Bestellnummer

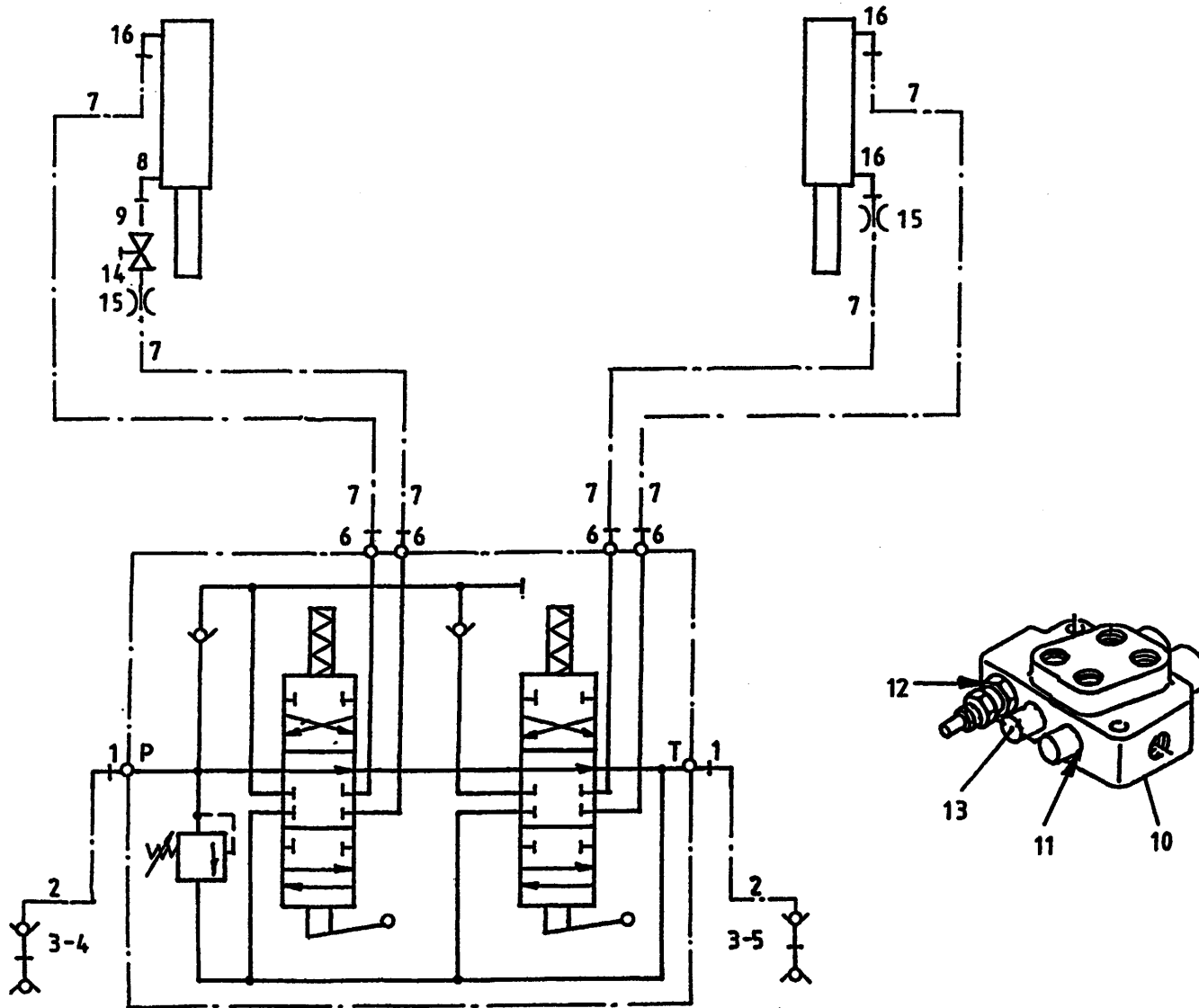
1A	12616	1	AL/ZK
1B	12617	1	VL
2	X50124	2	
3	W50956	2	1/4" 4200 RH
4	X50114	2	
5	53002	1	
6	50132	1	
7	50102	1	
8	78126	2	15,08 x 2.62/70° Sh
9	53445	1	
10	91334	1	
11	78128	1	17,86 x 2.62/70° Sh
X	05432	1	

92177/5

Afbeelding 21 : Ventielset voor zijlossende machine
 Abbildung 21 : Ventilset Entleerung Seitlich
 Figure 21 : Valve set side discharge

bestelnummer
 ordernummer
 Num. à commander
 Bestellnummer

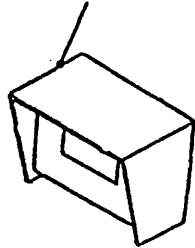
1	X50102	2	
2	W50643	2	½" 2500 RH
3	53301	2	
4	53303	1	Rood
5	53326	1	Blauw
6	X50114	4	
7	W50974	4	¼" 5800 RR
8	50107	1	
9	52654	2	
10	53267	1	
11	78126	4	15,08 x 2.62/70° Sh.
12	78128	1	17,86 x 2.62/70° Sh.
13	53430	1	
14	51027	1	
15	30726	2	Ø 0,8
16	X50107	3	



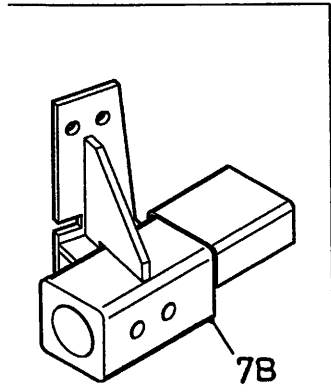
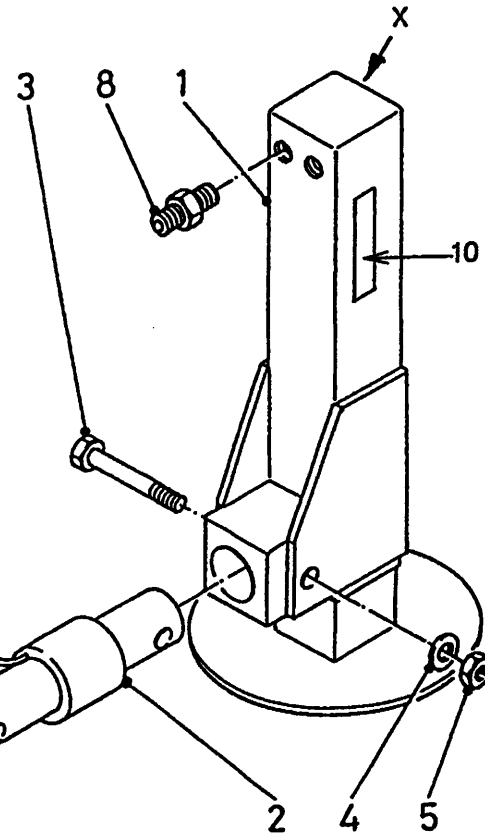
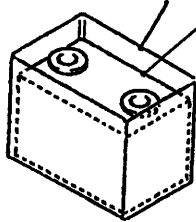
9217715

Afbeelding 22: Steunpoot met sensor en accu
 Abbildung 22: Stützfuß mit Wiegestab und Batterie
 Figure 22: Hydraulic support with weighing sensor

9A-9B



9C 9D

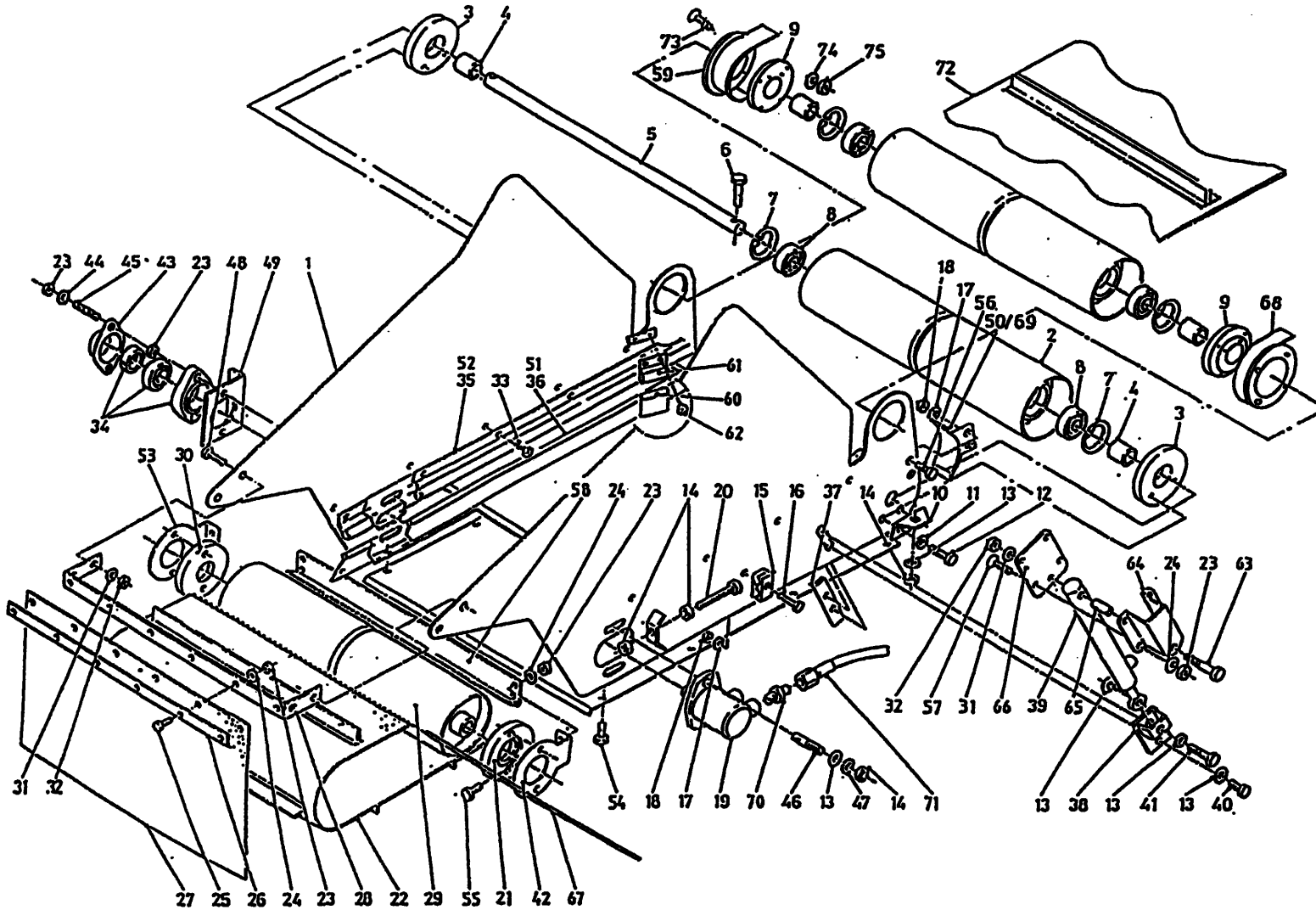


bestelnummer
 ordernummer
 Num. à commander
 Bestellnummer

1	12368	1	
2	X50124	2	
3	82014	2	M20 x 140 12.9
4	86220	2	M20
5	85120	2	M20
6	90447	1	
7A	12776	1	ZK/AL
7B	13560	1	VL
9A	90713	1	Serie 01
9B	90481	1	Serie 02
9C	90834	1	Battery pack
9D	98241	1	Accu
10	91334	1	
X	05432	1	

92177/5

Afbeelding 23A : Opvoerband Solomix 700/900
 Abbildung 23A : Querband Verlängerung Solomix 700/900
 Picture 23A : Side conveyor belt extension Solomix 700/900

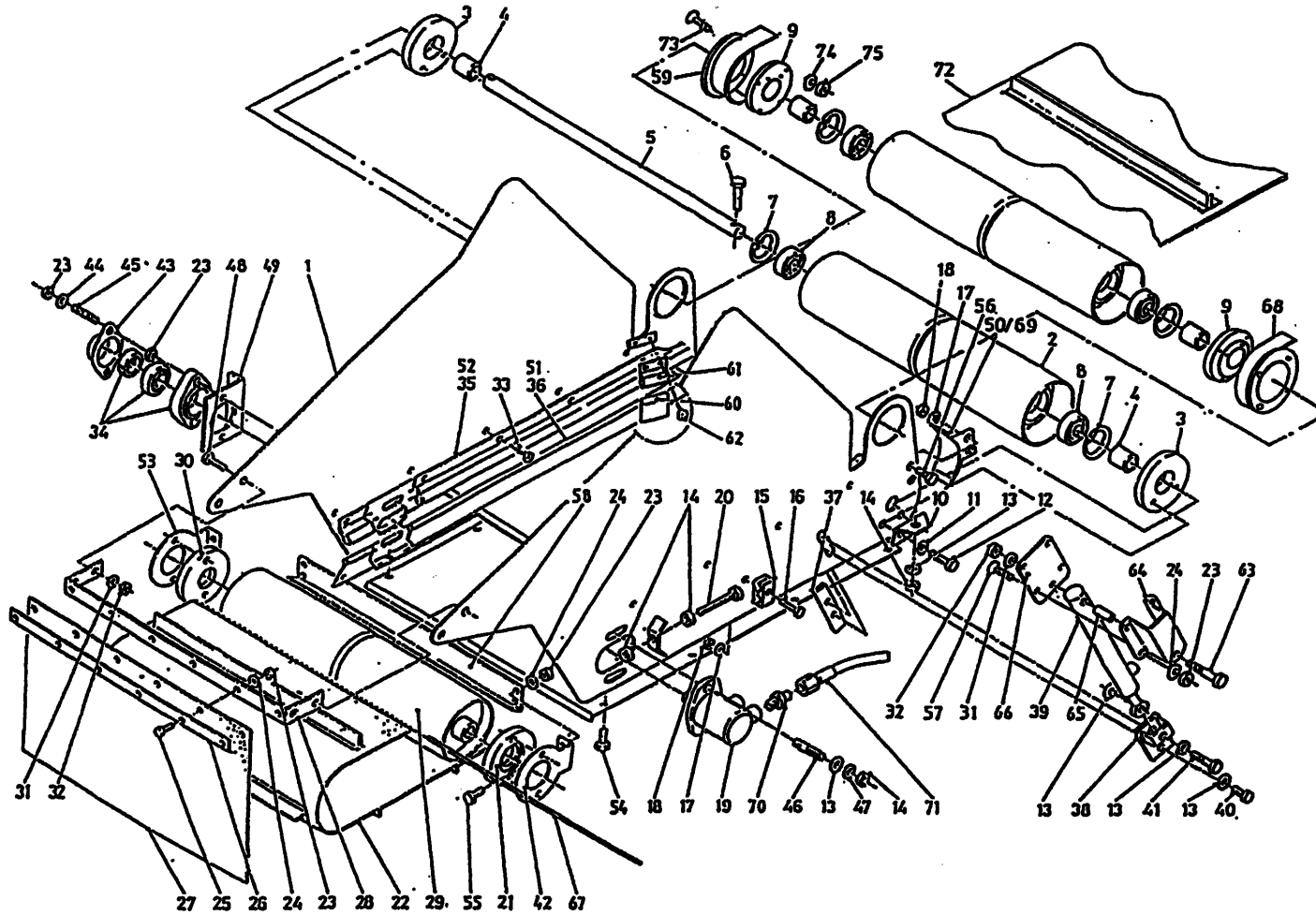


bestelnummer	ordernummer	Num. à commander	Bestellnummer
1A	12483	1	L=900 3'
1B	12531	1	L=1200 4'
2	11979	1	
3	60290	2	
4	27115	2	
5	25200	1	
6	81251	2	M12 x 50
7	87162	2	J62 x 2,0
8	70010	2	6206
9	32353	2	
10	27116	2	
11	85010	4	M10
12	81036	2	M10 x 35
13	85112	1	M12
14	86212	1	M12
15	90427	1	
16	80645	1	M6 x 45
17	85106	1	M6
18	86206	1	M6
19	51083	1	
20	81223	1	M12 x 180
21	32424	1	
22A	60319	1	L=2320
22B	60342	1	L=2920
23	86208	6	M8
24	85108	6	M8
25	80826	6	M8 x 25
26	22126	1	
27	60335	1	
28	27118	1	
29	11940	1	
30	32319	1	
31	85110	4	M10
32	86210	4	M10
33	84717	8	M6 x 12
34	70084	1	
35A	90968	2	L=1170 Links
35B	94014	2	L=1510 Links
36A	60352	2	L=1240 Links
36B	60361	2	L=1580 Links
37	27094	1	
38	12495	1	

9217715

Afbeelding 23A : Opvoerband Solomix 700/900
 Abbildung 23A : Querband Verlängerung Solomix 700/900
 Picture 23A : Side conveyor extension Solomix 700/900

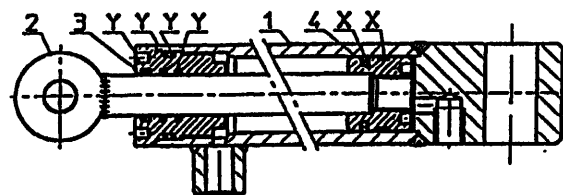
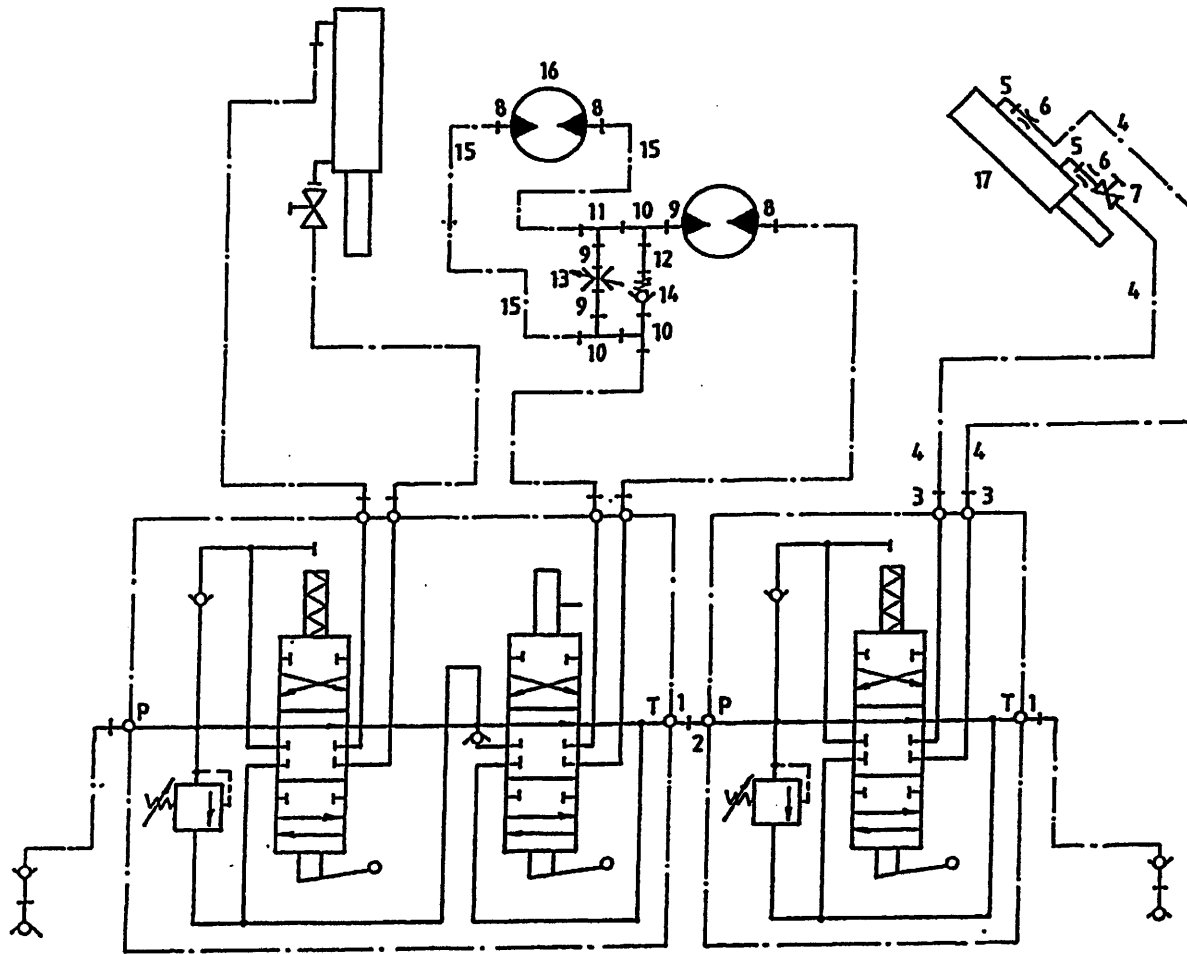
bestelnummer
 ordernummer
 Num. à commander
 Bestellnummer



39	51036	1	
40	81236	1	M12 x 35
41	81270	1	M12 x 70
42	28290	1	Rechts
43	23304	1	
44	85008	2	M8
45	84176	2	M8 x 60
49	27563	1	
50	12910	1	Rechts
51A	60382	1	L=1240 Rechts
51B	60400	1	L=1580 Rechts
52A	90814	1	L=1170 Rechts
52B	90835	1	L=1510 Rechts
53	28293	1	Links
54	80826	8	M8 x 25
55	80816	4	M8 x 16
56	80616	4	M8 x 16
57	84125	1	M8 x 25
58	28291	1	
59	12911	1	
60	60374	2	
61	90910	2	
62	84717	4	M6 x 12
63	84199	1	M10 x 60
64	28094	1	
65	31998	1	
66	28243	1	
67	25422	1	
68	12912	1	Rechts
69	12909	1	Links
70	X50117	2	
71A	W50975	2	½" 4870 RH L=900
71B	W50789	2	½" 5150 RR L=1200
72	60350	1	L=4000 700/900
73	84175	8	M5 x 25
74	85105	8	M5
75	86205	8	M5

92177/5

Afbeelding 23B : Hydrauliek schema opvoerband
 Abbildung 23B : Schaltplan Querband Verlängerung
 Picture 23B : Hydraulic scheme belt extensionn



51036

bestelnummer
 ordernummer
 Num. à commander
 Bestellnummer

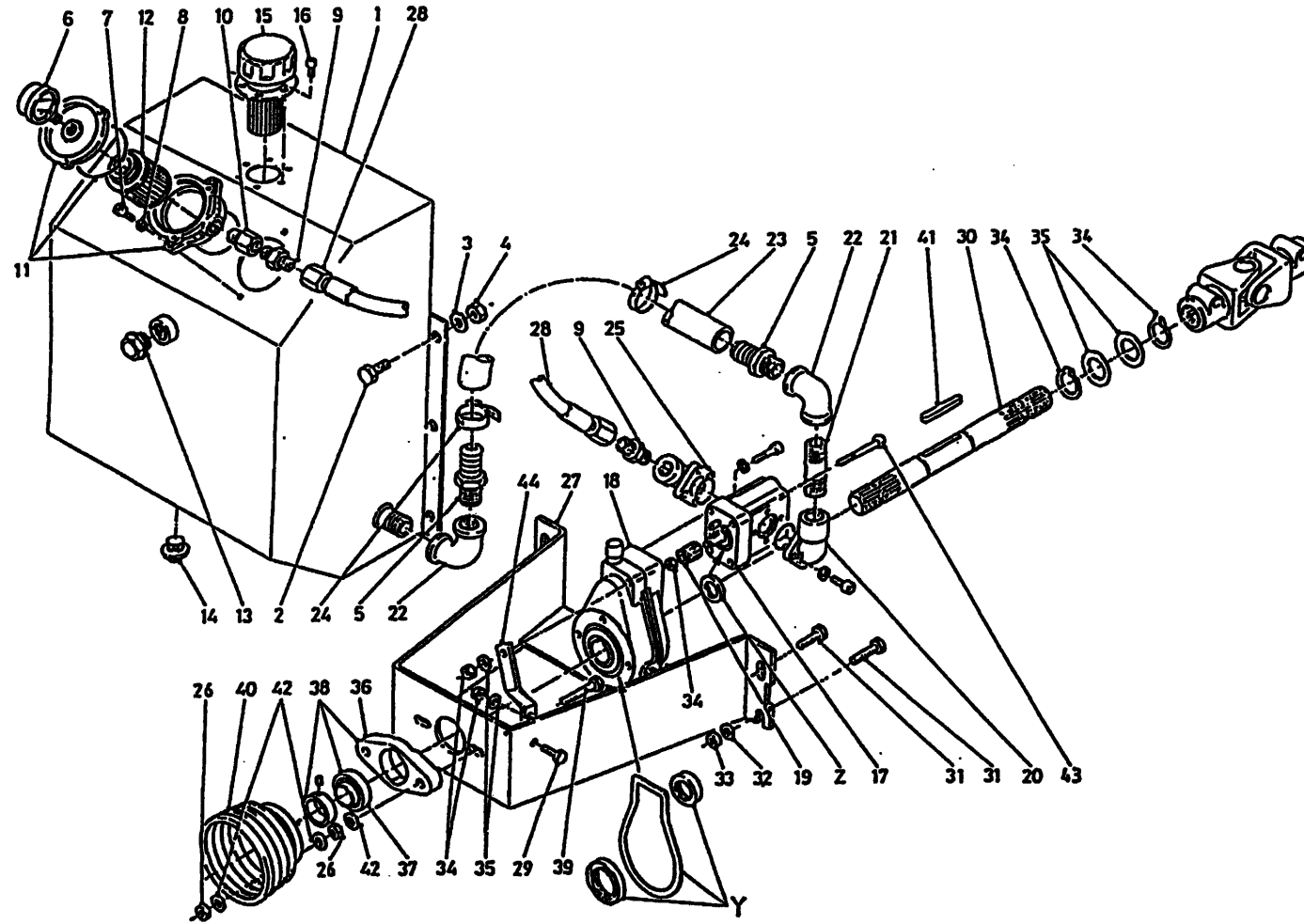
1	50102	2	
2	50132	1	
3	X501141	2	
4	W50700	2	¼" 1800 RH
5	X50107	2	
6	30726	2	Ø 0,8
7	51027	1	
8	X50117	3	
9	50108	3	
10	50303	3	
11	X50357	1	
12	52650	1	L=85
13	53185	1	
14	53037	1	
15A	W50975	2	½" 4870 RH L=900
15B	W50789	2	½" 5150 RR L=1200
16	51083	1	
17	51036	1	

51036

1	11303	1	
2	11586	1	
3	31297	1	
4	31393	1	
X	05262	1	
Y	05263	1	

92177/5

Afbeelding 24 : Pomp unit
 Abbildung 24 : Bord hydraulik
 Picture 24 : Pump unit

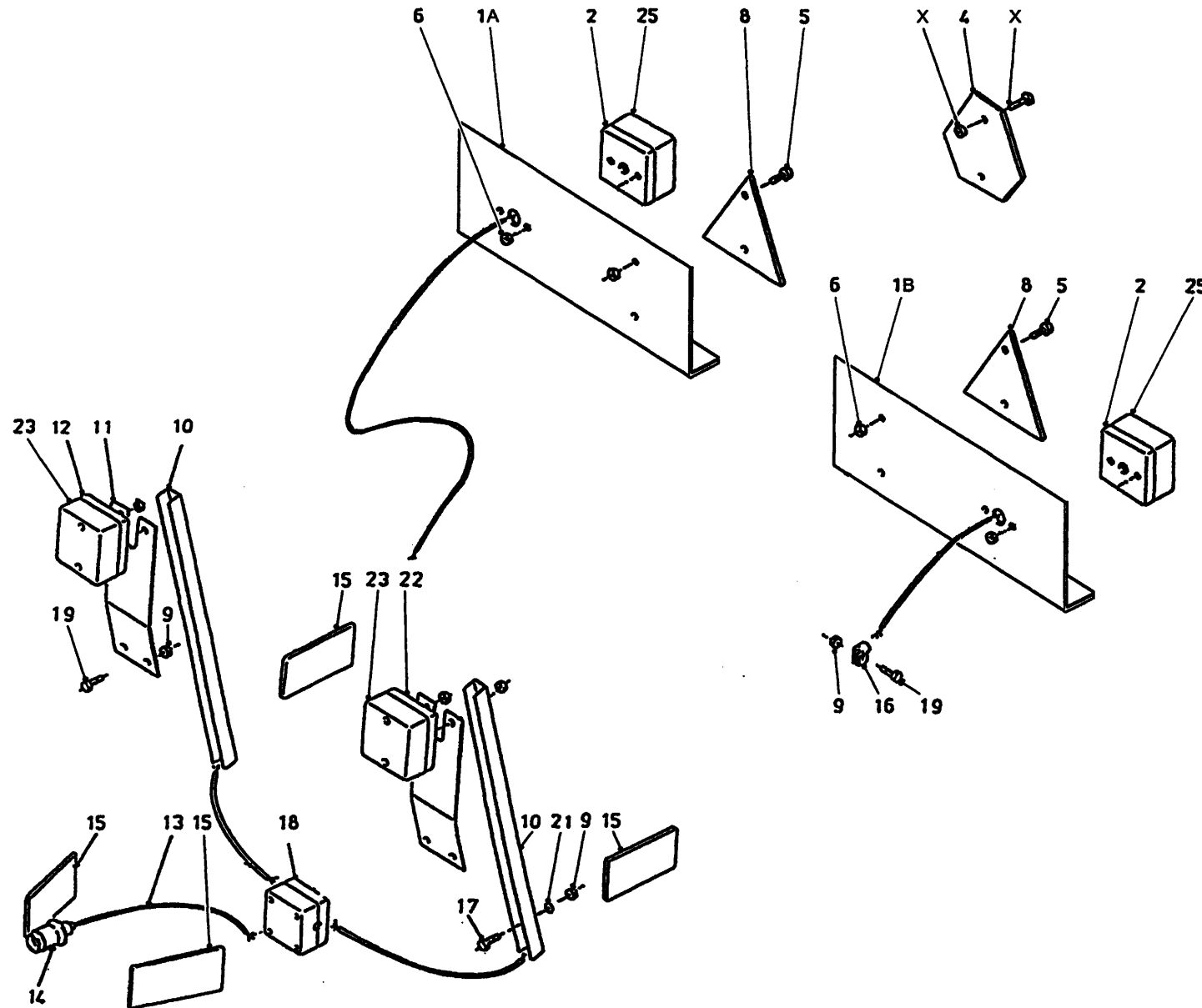


bestelnummer
 ordernummer
 Num. à commander
 Bestellnummer

1	11069	1	
2	81026	6	M10 x 25
3	85110	8	M10
4	86210	8	M10
5	90983	2	
6	50094	1	
7	84402	2	M8 x 25
8	85008	2	M8
9	50273	2	
10	50274	1	
11	90188	1	
12	90193	1	
13	90189	1	
14	53318	1	
15	90187	1	
16	84306	6	M5 x 12
17	50095	1	
18	51039	1	
19	50093	1	
20	50091	1	
21	90321	1	
22	90322	2	
23	51041	1	
24	90185	2	
25	90320	1	
26	86110	4	M10
27	11491	1	
28	W52638	2	5/8" 1000 RH
29	81031	1	M10 x 30
30A	32330	1	L=1330 VL
30B	32329	1	L=615 ZK/AL
31	81236	4	M12 x 35
32	85112	4	M12
33	86212	4	M12
34	87035	2	
35	85335	2	
36	70089	1	
37	70090	1	
38	70059	1	
39	81061	2	M10 x 60
40	90284	1	
41	88360	1	10 x 8 x 60
42	85113	6	M10
43	84823	1	M10 x 60
44	28772	1	
Y	05215	1	
Z	05216	1	

92177/5

Afbeelding 25 : Verlichtingset
 Abbildung 25 : Beleuchtungssatz
 Picture 25 : Lighting set

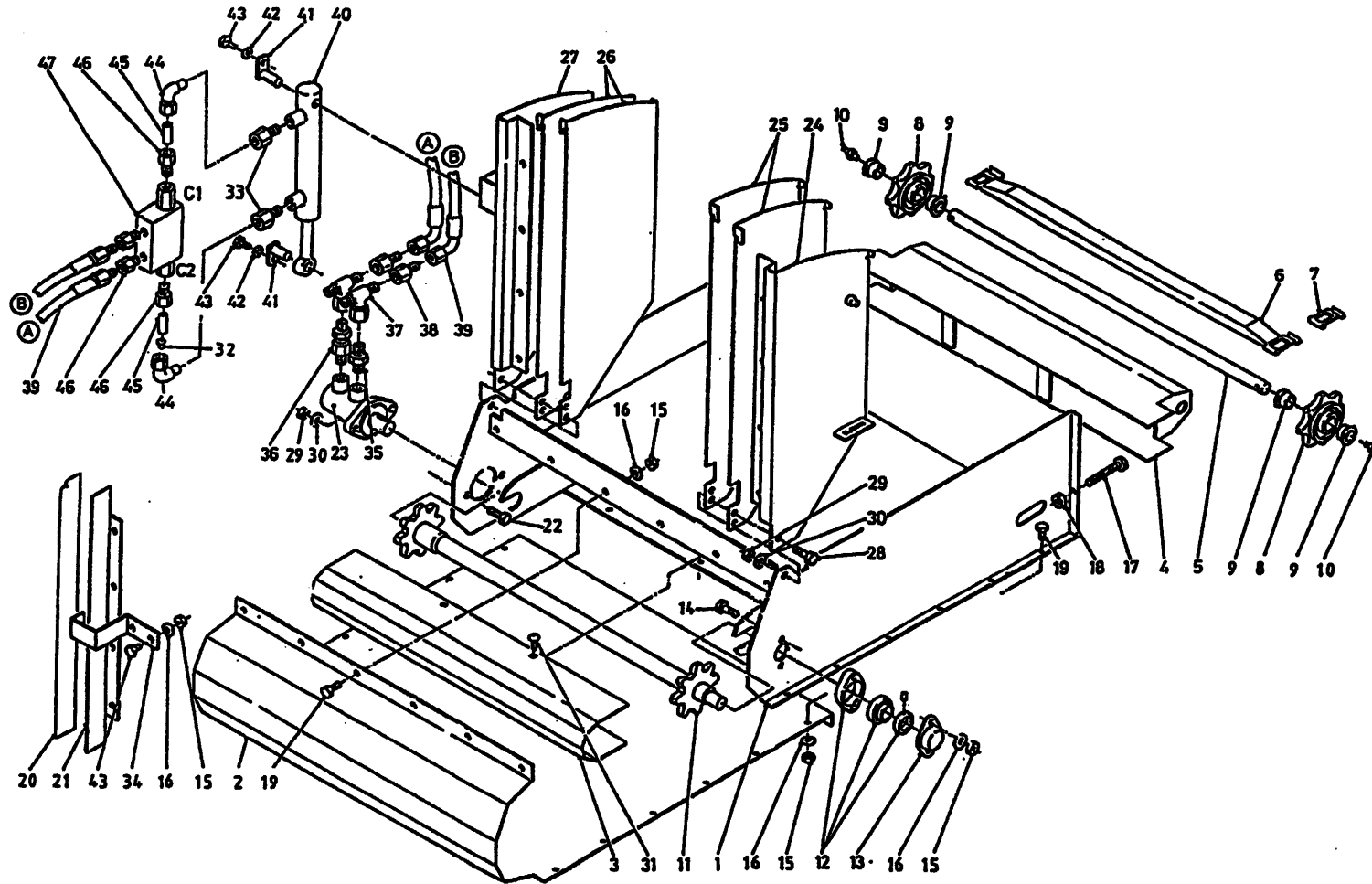


bestelnummer
 ordernummer
 Num. à commander
 Bestellnummer

1A	25274	1	R
1B	25273	1	L
2	98139	1	R complete
4	90411	1	
5	84134	4	M5 x 20
6	86205	4	M5
8	90410	2	
9	86206	16	M6
10A	40604	2	L = 400
10B	40458	2	L = 800
11A	40581	2	
11B	40580	2	AL/ZK R
11C	40579	2	AL/ZK L
12	98138	2	R complete
13	98137	1	L = 4m
14	98007	1	
15	90412	4	
16	90457	4	
17	80635	4	M6 x 35
18	98141	1	
19	80616	12	M6 x 16
20	98140	1	L complete
21	85106	4	M6
22	98257	1	L complete
23	98258	2	
24	98259	1	L
25	98260	1	R
X	90638	1	

92177/5

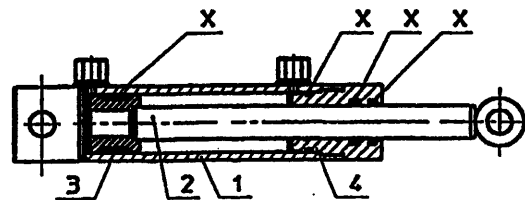
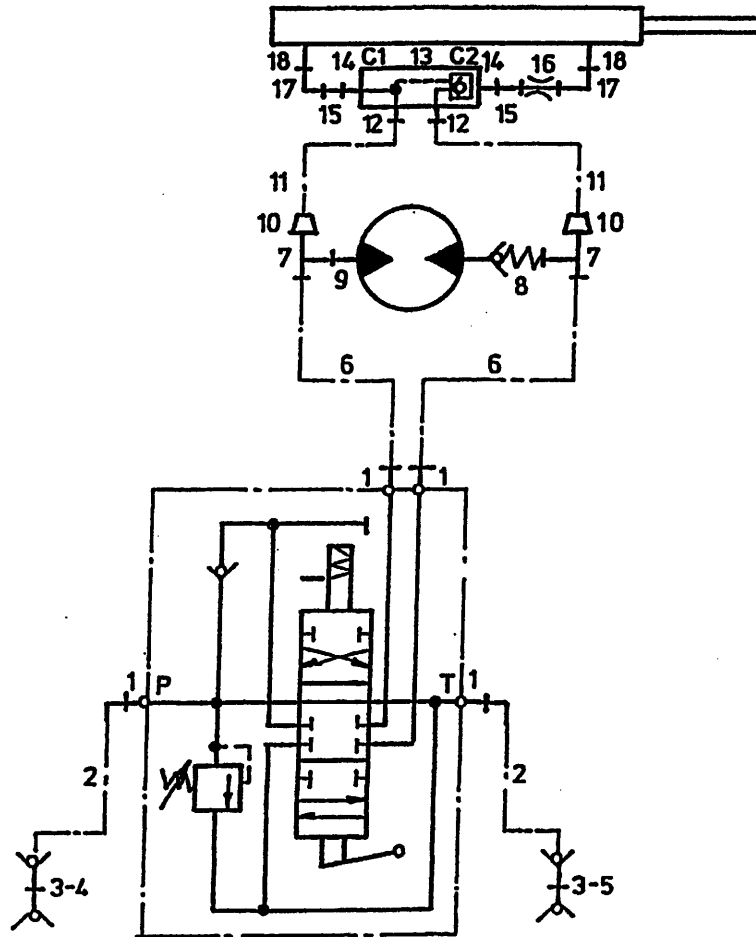
Afbeelding 26A : Opvoerketting serie 01
 Abbildung 26A : Schräg förderkette Serie 01
 Picture 26A : Extension chain serie 01



bestelnummer		ordernummer		Num. à commander		Bestellnummer	
1	12907	1	L=900				
2	28559	1					
3	28465	1					
4	12921	1					
5	32229	1					
6	12943	6					
7	39010	72					
8	30794	2					
9	51767	4					
10	89505	2					
11	12915	1					
12	70084	1					
13	23304	1					
14	80840	2	M8 x 40				
15	86208	22	M8				
16	85108	24	M8				
17	81017	2	M10 x 150				
18	86110	2	M10				
19	84805	18	M8 x 20				
20	91143	1					
21	28552	1					
22	81250	2	M12 x 50				
23	51117	1					
24	12923	1					
25	28536	2					
26	28554	2					
27	12924	1					
28	81650	2	M16 x 50				
29	86216	2	M16				
30	85116	4	M16				
31	84926	4	M10 x 19				
32	30726	1	Ø 0,8				
33	50104	2					
34	28553	1					
35	X50117	1					
36	53495	1	30 Bar				
37	X50362	2					
38	X50304	2					
39	W50620	2	1/4" 600 RH				
40	51194	1					
41	12954	2					
42	85008	2	M8				
43	80816	2	M8 x 16				
44	50147	2					
45	52661	2	L=44				
46	X50124	4					
47	53450	1					

92177/5

Afbeelding 26B : Hydrauliek opvoerketting serie 01
 Abbildung 26B : Hydraulikplan Schräg förderkette Serie 01
 Picture 26B : Hydraulics side conveyor chain serie 01



51194

bestelnummer
 ordernummer
 Num. à commander
 Bestellnummer

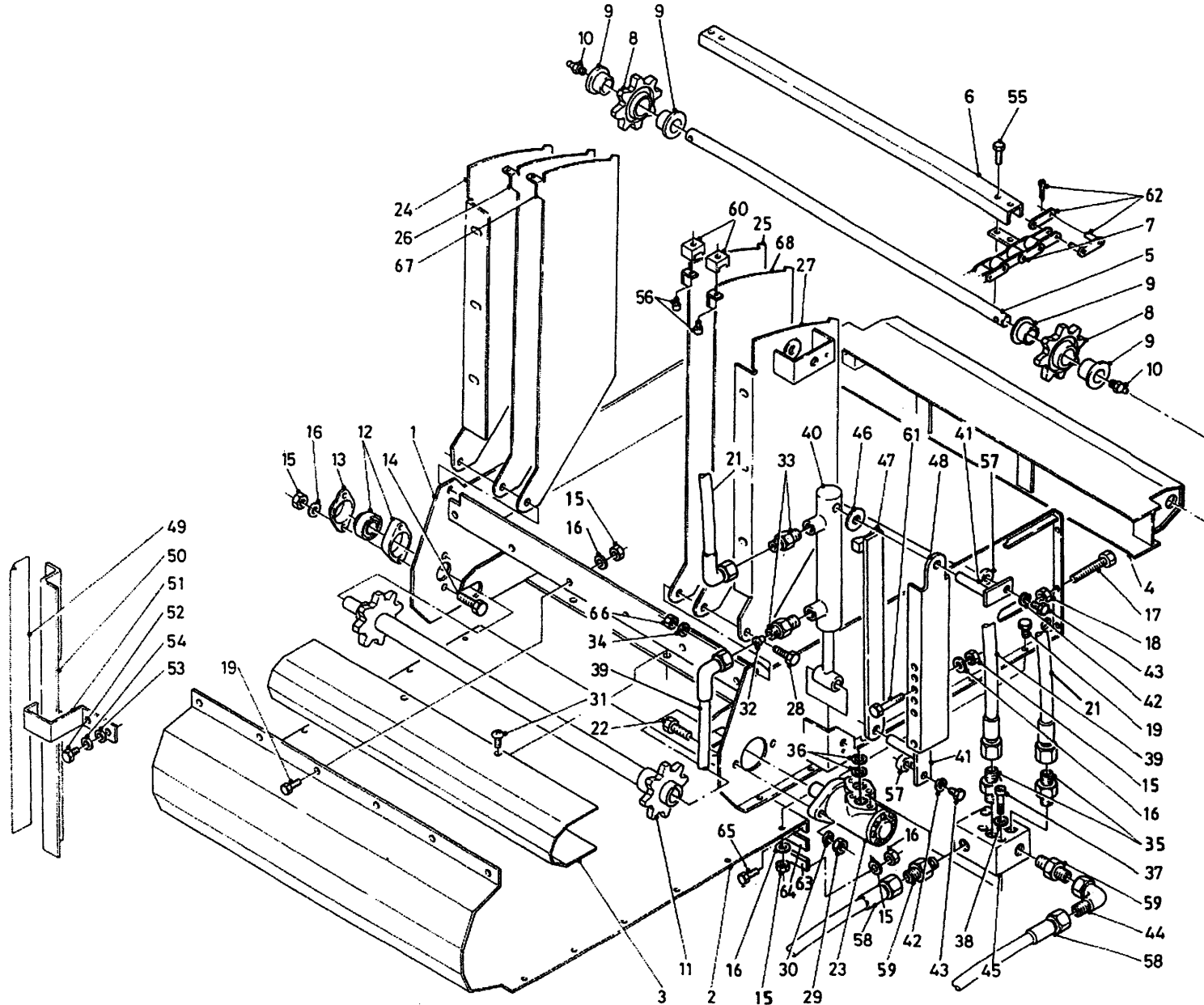
1	X50102	4	
2	W50643	2	½" 2500 RH
3	53301	2	
4	53303	1	Rood
5	53326	1	Blauw
6	W50668	2	½" 4000 RH
7	X50362	2	
8	53495	1	
9	X50117	1	
10	X50304	2	
11	W50620	2	¼" 600 RH
12	X50124	2	
13	53450	1	
14	50124	2	
15	52661	2	L=44
16	30726	1	Ø 0,8
17	50147	2	
18	50104	2	

51194

1	12870	1	
2	12871	1	
3	30860	1	
4	32227	1	
X	05250	1	

9217715

Afbeelding 26C : Opvoerketting, serie 02, rollenketting
 Abbildung 26C : Schrägförderkette, serie 02, Rollenketten
 Picture 26C : Extension chain, serie 02, roller chain



bestelnummer			
ordernummer			
Num. à commander			
Bestellnummer			
1A	13044	1	3'
1B	13104	1	4'
1C	13084	1	5'
1D	13085	1	7'
2A	29020	1	3'
2B	29238	1	4'
2C	29193	1	5'
2D	29185	1	7'
3	29014	1	
4	13045	1	
5	32303	1	
6	28967	6	
7A	39182	2	L=2150 3' Ø5,7
7B	39190	2	L=2750 4' Ø5,7
7C	39188	2	L=3350 5' Ø5,7
7D	39189	2	L=4550 7' Ø5,7
7E	39195	2	L=2150 3' Ø7,9
7F	39201	2	L=2750 4' Ø7,9
7G	39199	2	L=3350 5' Ø7,9
7H	39200	2	L=4550 7' Ø7,9
8	13031	2	
9	51767	4	
10	89505	2	
11	13030	1	
12	70084	1	
13	23304	1	
14	80840	2	M8 x 40
15	86208	31	M8
16	85108	51	M8
17	81017	2	M10 x 150
18	86110	2	M10
19	84805	36	M8 x 20
20	84420	4	M8 x 16
21	W50620	1	½" 600 RH
22	81250	2	M12 x 50
23A	51216	1	SAM BGE 250
23B	51001	1	Danfoss OMP 250
24	29021	1	
25	29024	1	
26	29023	1	
27	13049	1	
28	81650	2	M16 x 50
29	86212	2	M12

92177/5

Afbeelding 26C

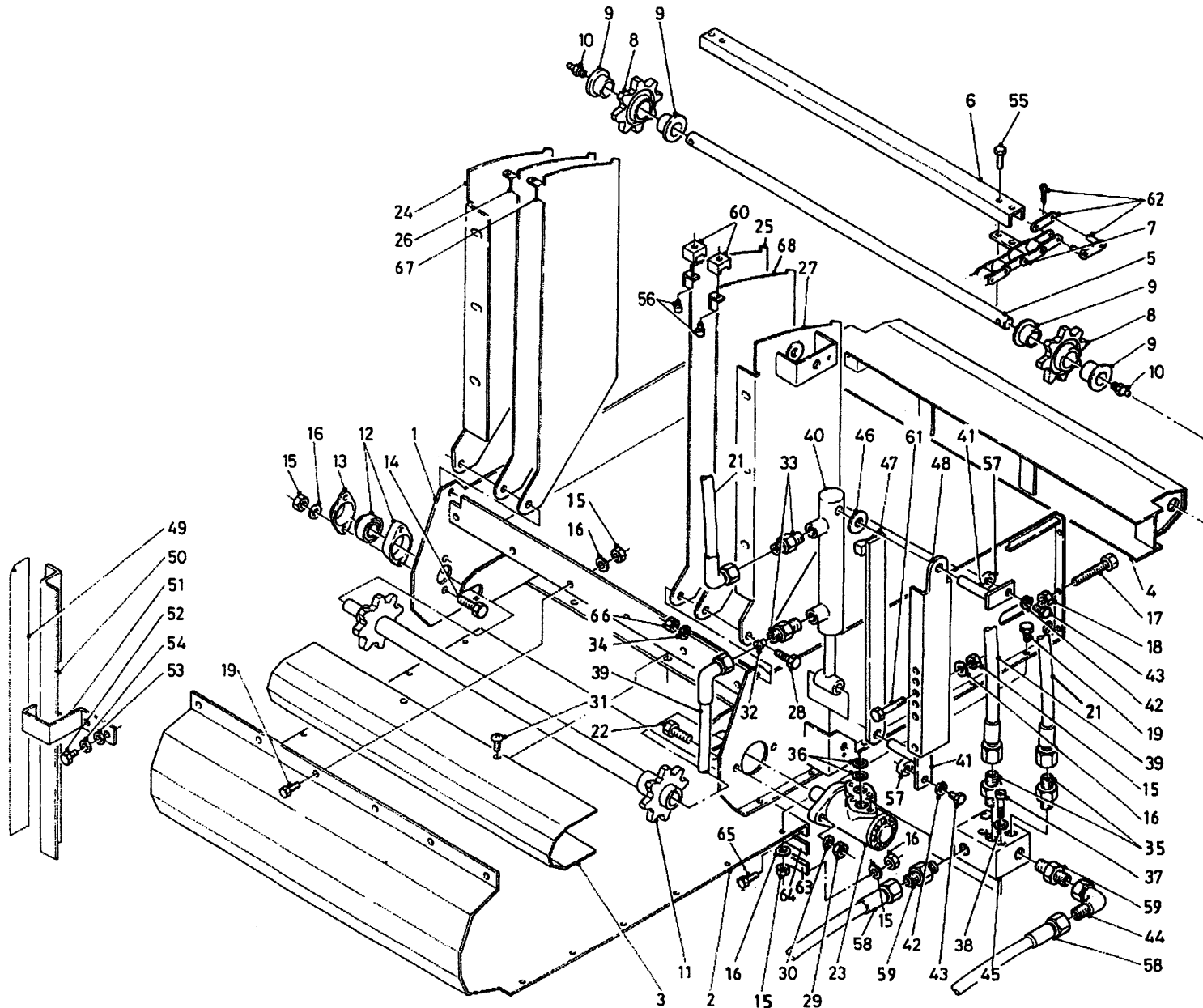
Abbildung 26C

Picture 26C

: Opvoerketting, serie 02, rollenketting

: Schräg förderkette, serie 02, Rollenkette

: Extension chain, serie 02, roller chain

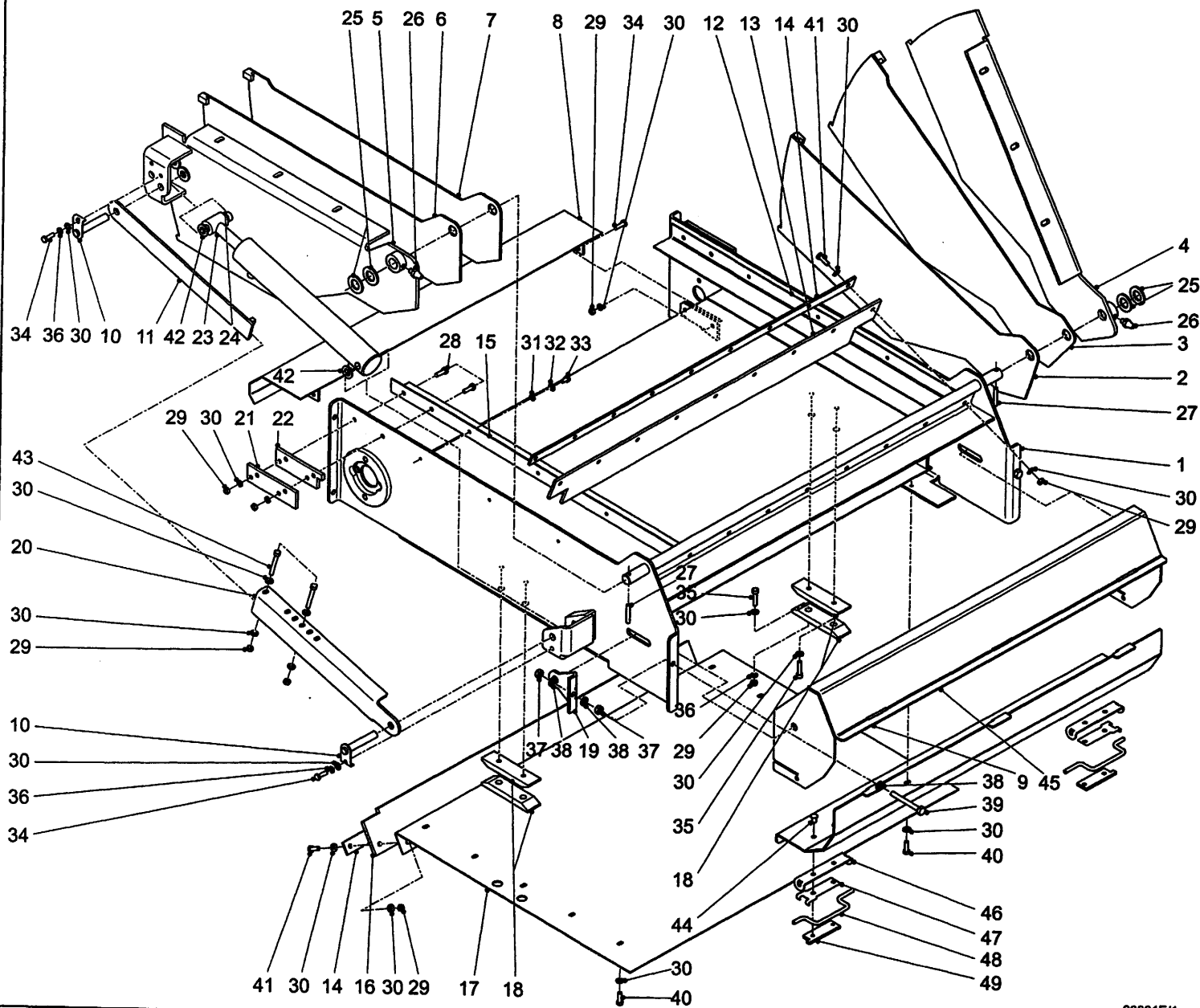


bestelnummer
ordernummer
Num. à commander
Bestellnummer

30	85112	2	M12
31	84926	28	M10 x 19
32	30726	1	Ø 0,8
33	X50104	2	
34	85116	2	M16
35	X50114	2	
36	78088	2	21.89 x 2.62/70
37	84449	4	M8 x 60
38	85009	4	M8
39	W50719	1	1/4" 900 RH
40	51214	1	
41	13055	2	
42	85008	2	M8
43	80826	2	M8 x 25
44	X50143	1	M8 x 25
45	53483	1	
46	32305	1	
47	13054	1	
48	29046	1	
49	91143	1	
50	29073	1	
51	29074	1	
52	81016	1	M10 x 16
53	85110	2	M10
54	85010	2	M10
55	84926	2	M10 x 19
56	84420	4	
57	32324	1	
58	W50999	2	1/2" 5400 RR
59	X50102	1	
60	29217	4	
61	80890	2	M8 x 90
62A	39185	2	Ø 5,7
62B	39194	2	Ø 7,9
63	29395	1	
64	60411	1	
65	80826	9	M8 x 25
66	86216	2	M16
67	29025	1	
68	29026	1	
X	05358	1	SAM
Y	05357	1	Danfoss

92177/5

Afbeelding 26D : Opvoerketting, frame |→ serie 03
 Abbildung 26D : Schrägförderkette, Rahmen |→ Serie 03
 Picture 26D : Extension chain, frame |→ serie 03



Bestelnummer
 Bestellnummer
 Ordernummer
 Num. a commander

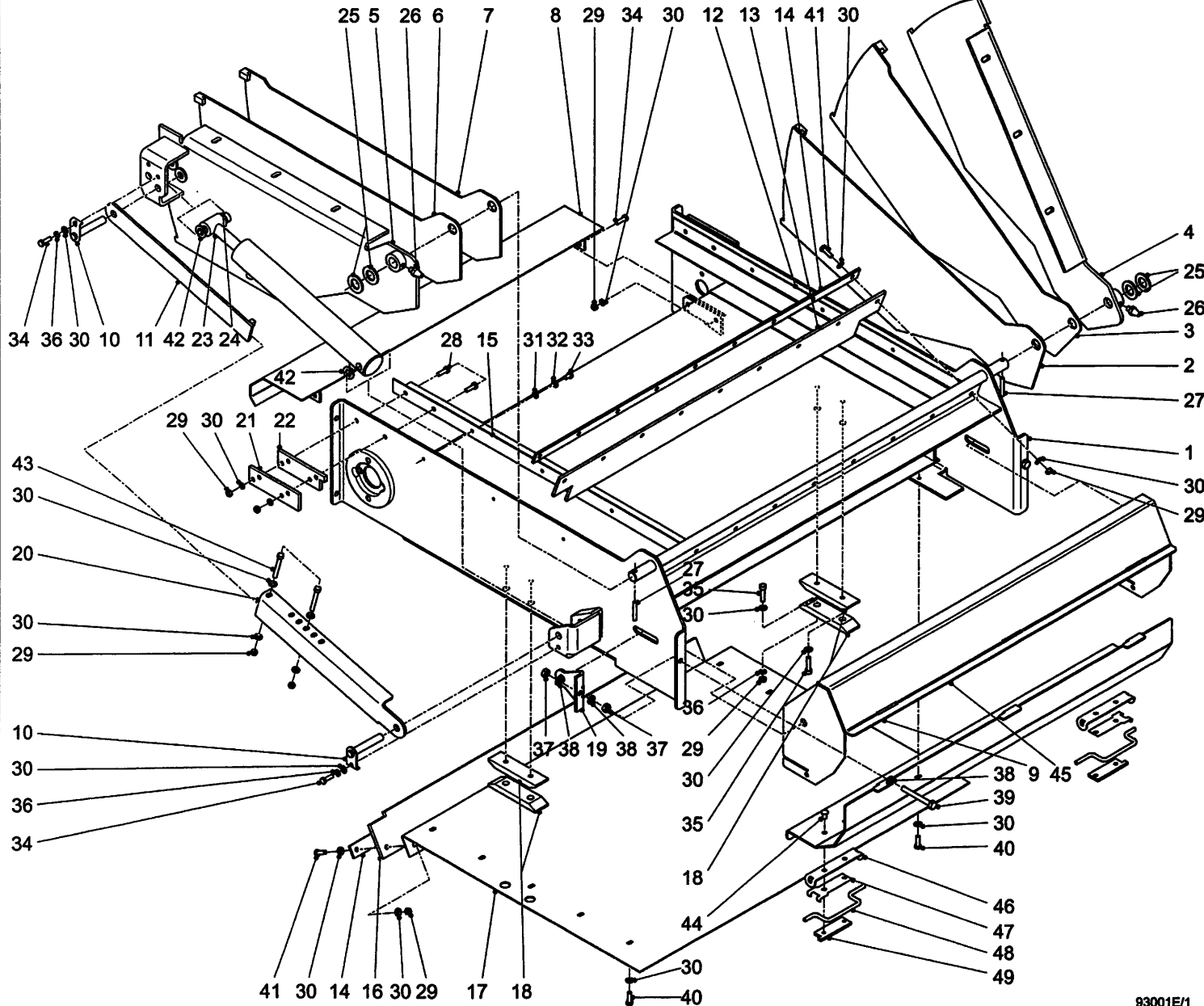
1A	13469	1	serie 03+04 3'
1B	13372	1	→ serie 05 3'
1C	13517	1	4'
1D	13446	1	5'
1E	13499	1	7'
2A	13376	1	3'
2B	13519	1	4'
2C	13449	1	5'
2D	13501	1	7'
3	13375	1	
4	13370	1	
5	13371	1	
6	13377	1	
7A	13378	1	3'
7B	13518	1	4'
7C	13448	1	5'
7D	13500	1	7'
8	13379	1	
9A	13381	1	→ serie 05 3'
9B	13573	1	→ serie 06 3'
10	13382	2	
11	13054	1	
12	42072	1	
13	60419	1	
14	29395	2	
15A	42073	2	3'
15B	42554	2	4'
15C	42312	2	5'
15D	42472	2	7'
16	60418	1	
17A	42068	1	serie 03+04 3'
17B	42190	1	→ serie 05 3'
17C	42550	1	4'
17D	42299	1	5'
17E	42473	1	7'
18	60421	4	
19	42083	2	
20	29046	1	
21	42048	2	
22	42049	2	

92177/5

Afbeelding 26D : Opvoerketting, frame |→ serie 03

Abbildung 26D : Schrägförderkette, Rahmen |→ Serie 03

Picture 26D : Extension chain, frame |→ serie 03

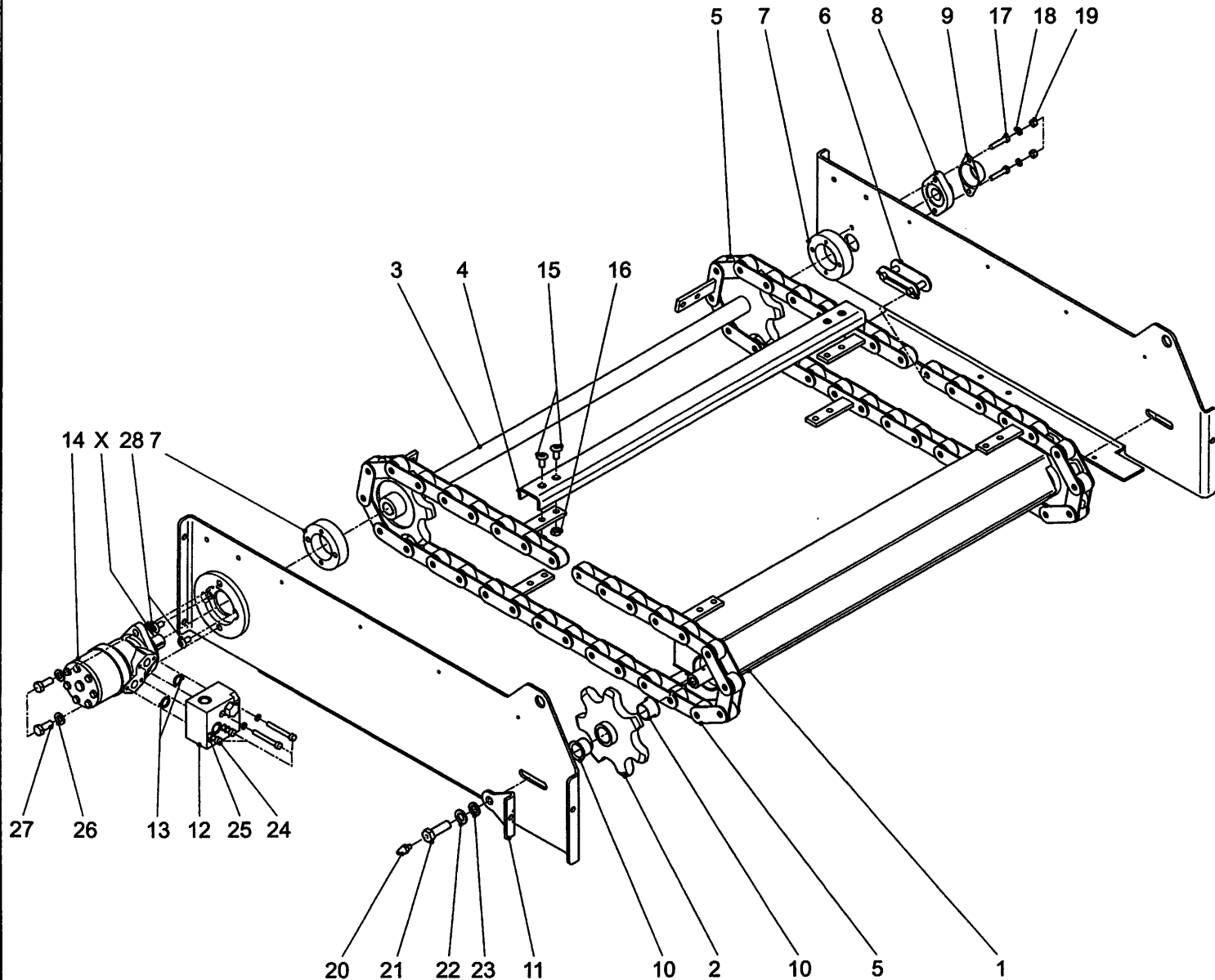


Bestelnummer
Bestelnummer
Ordernummer
Num. a commander

23	51214	1
24	32326	1
25	85124	4 M24
26	89505	2 M8x1
27	88050	2 Ø8x50
28	80840	4 M8x40
29	86208	32 M8
30	85108	70 M8
31	85106	8 M6
32	85006	8 M6
33	84710	8 M6x12
34	80826	6 M8x25
35	84802	8 M8x25
36	85008	6 M8
37	86110	4 M10
38	85123	6 M10
39	81091	2 M10x90
40	84704	10 M8x16
41	80831	18 M8x30
42	85116	2 M16
43	80891	2 M8x90
44	84806	4 M8x16
45	42730	1 → serie 06 3'
46	42423	2
47	65093	2
48	42425	2
49	42424	2

9217715

Afbeelding 26E : Opvoerketting, aandrijving |→ serie 03
 Abbildung 26E : Schrägförderkette, Antriebsatz |→ Serie 03
 Picture 26E : Extension chain, drive set |→ serie 03

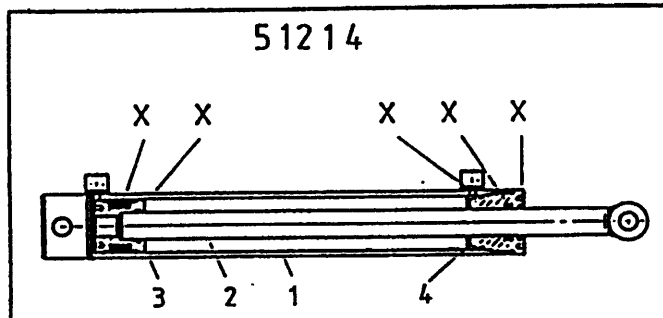
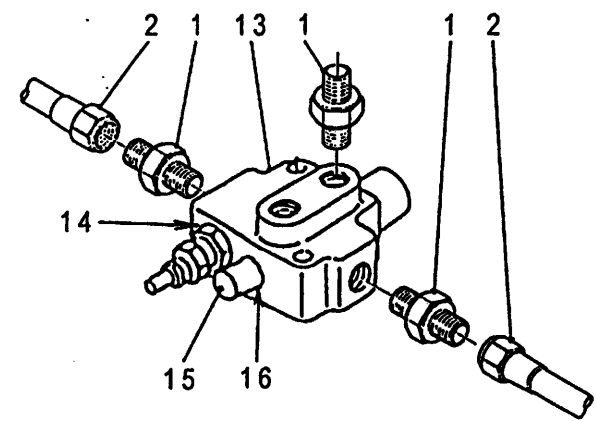
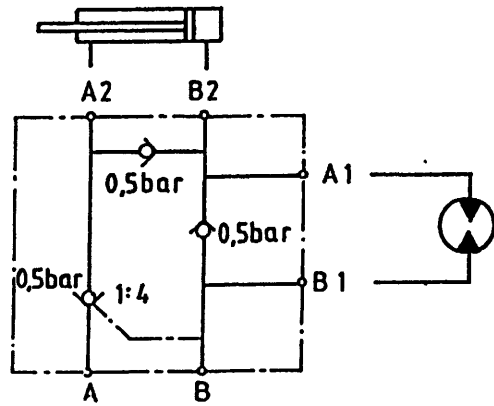
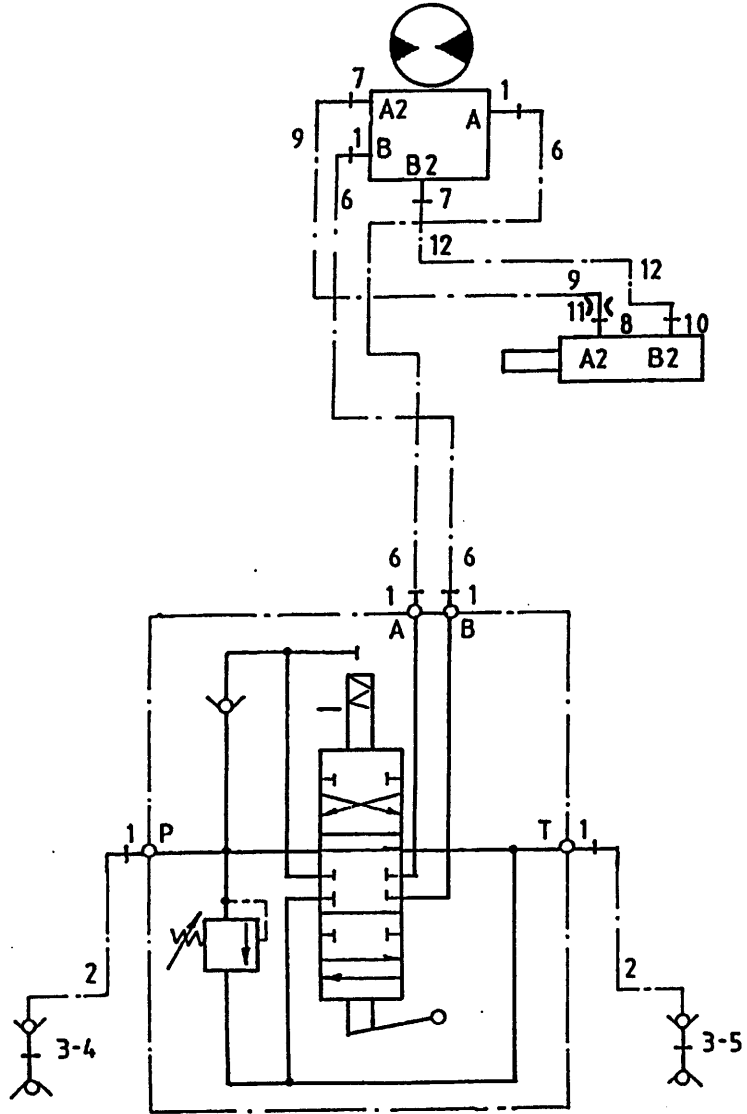


Bestelnummer
 Bestellnummer
 Ordernummer
 Num. a commander

1	13380	1	
2	13374	2	
3	13373	1	
4	42110	5	
5A	39223	2	P=75 L=2175 3'
5B	39216	2	P=75 L=2775 4'
5C	39250	2	P=75 L=3375 5'
5D	39255	2	P=75 L=4575 7'
6	39218	2	
7	32414	2	
8	70084	1	
9	23304	1	
10	51747	4	
11	42083	2	
12	53483	1	
13	78088	2	Ø21.89x2.62/70
14	51001	1	Sauer Danfoss OMP 250
15	84925	20	M10x23
16	86811	20	M10
17	84176	2	M8x60
18	85108	2	M8
19	86208	2	M8
20	89503	2	M6
21	81654	2	M16x50
22	85116	2	M16
23	85016	2	M16
24	84449	4	M8x60
25	85009	4	M8
26	85012	2	M12
27	81231	2	M12x30
28	84926	2	M10x19
X	05357	1	

92177/5

Afbeelding 26F : Hydrauliek schema opvoerketting |→ serie 02
 Abbildung 26F : Hydraulikplan Schrägförderkette |→ Serie 02
 Picture 26F : Hydraulics side conveyor chain |→ serie 02



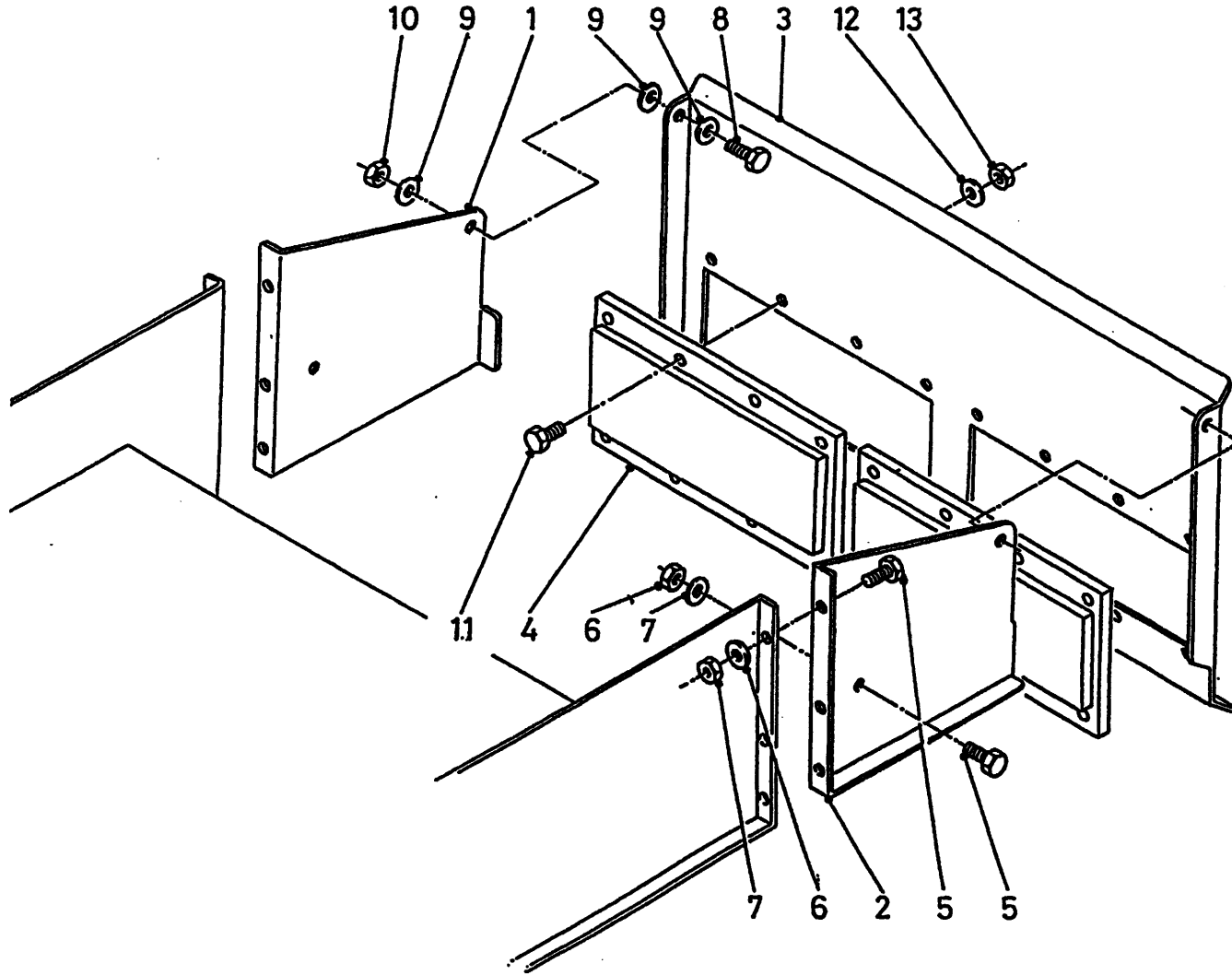
Bestelnummer	Bestelnummer	Bestelnummer	
Ordernummer	Ordernummer	Ordernummer	
Num. a commander	Num. a commander	Num. a commander	
1	X50102	6	
2	W50643	2	½" 2500 RH
3	53301	2	
4	53302	1	Rood
5	53326	1	Blauw
6	W50999	2	½" 5400 RR
7	X50114	2	
8	X50143	1	
9	W50719	1	½" 900 RH
10	X50104	2	
11	30726	1	Ø0,8
12	W50620	1	½" 600 RH
13	53002	1	
14	78128	1	Ø17.86x2.62/70
15	53445	1	
16	78126	2	Ø15.08x2.62/70

51214

1	13060	1
2	13059	1
3	32309	1
4	32308	1
X	05472	1

9217715

Afbeelding 27A : Magneet met verlengingsklep voor de opvoerketting →| serie 02
 Abbildung 27A : Magnet mit Verlängerungsklappe für Schrägförderkette →| Serie 02
 Picture 27A : Magnet with deflector for chain extension →| serie 02

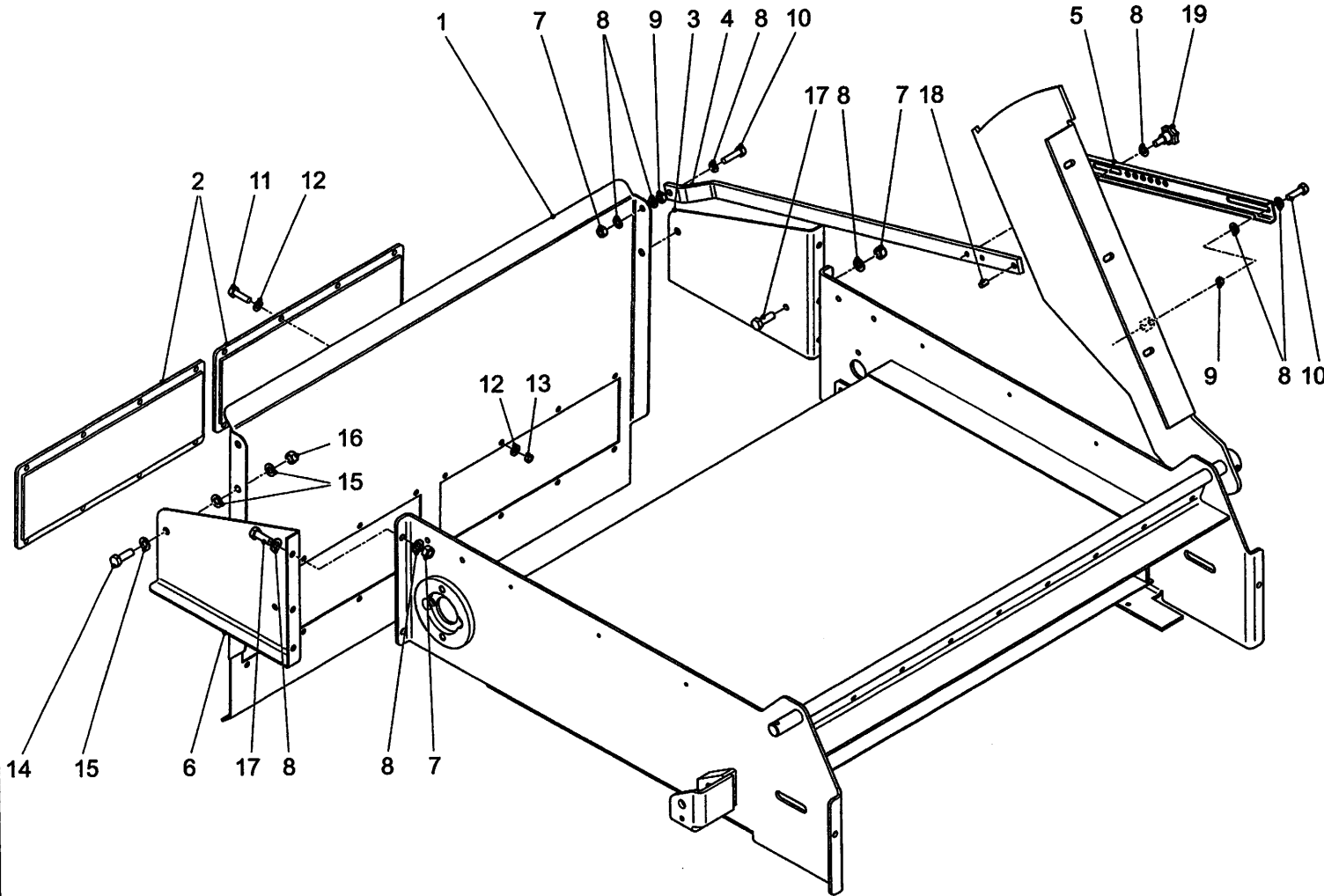


bestelnummer
 ordernummer
 Num. à commander
 Bestellnummer

1	29537	1	
2	29535	1	
3	29975	1	
4	90971	2	
5	81026	6	M10 x 25
6	85110	6	M10
7	86210	6	M10
8	81231	2	M12 x 30
9	85112	6	M12
10	86212	2	M12
11	84820	16	M8 x 20
12	85108	16	M8
13	86208	16	M8

9217715

Afbeelding 27B : Magneet met verlengingsklep opvoerketting |→ serie 03
 Abbildung 27B : Magnet mit Verlängerungsklappe für Schrägförderkette |→ Serie 03
 Picture 27B : Magnet with deflector for chain extension |→ serie 03



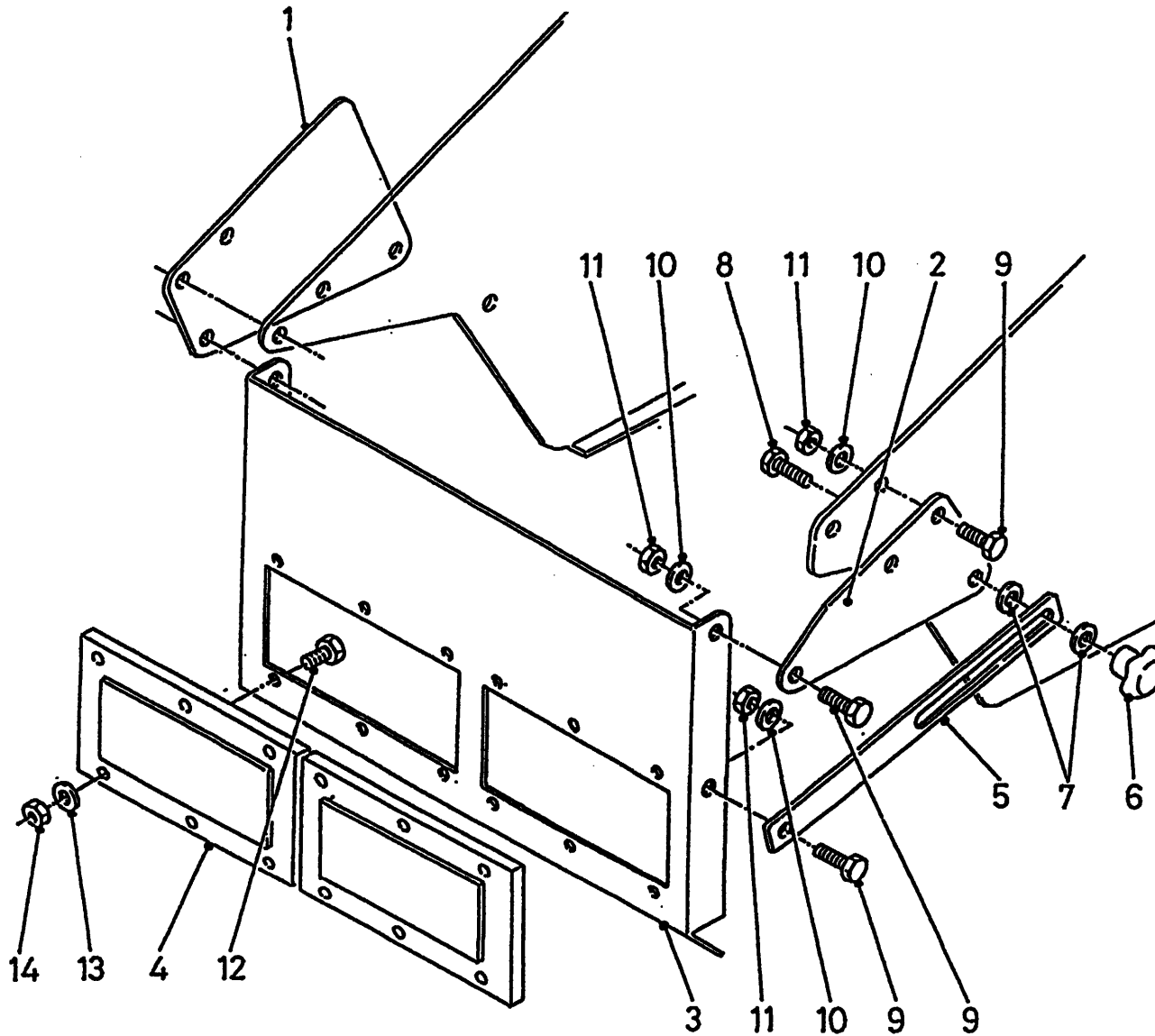
Bestelnummer
 Bestellnummer
 Ordernummer
 Num. a commander

1	29975	1
2	90971	2
3	29536	1
4	29470	1
5	29384	1
6	29537	1
7	86210	7 M10
8	85110	16 M10
9	86110	2 M10
10	81036	2 M10x35
11	84805	16 M8x20
12	85108	32 M8
13	86208	16 M8
14	81236	2 M12x35
15	85112	6 M12
16	86212	2 M12
17	81026	6 M10x25
18	88116	1 Ø10x16
19	60215	1 M10

92177/5

Afbeelding 27C : Magneet opvoerband
 Abbildung 27C : Magnet für Querbandverlängerung
 Picture 27C : Magnet for belt extension

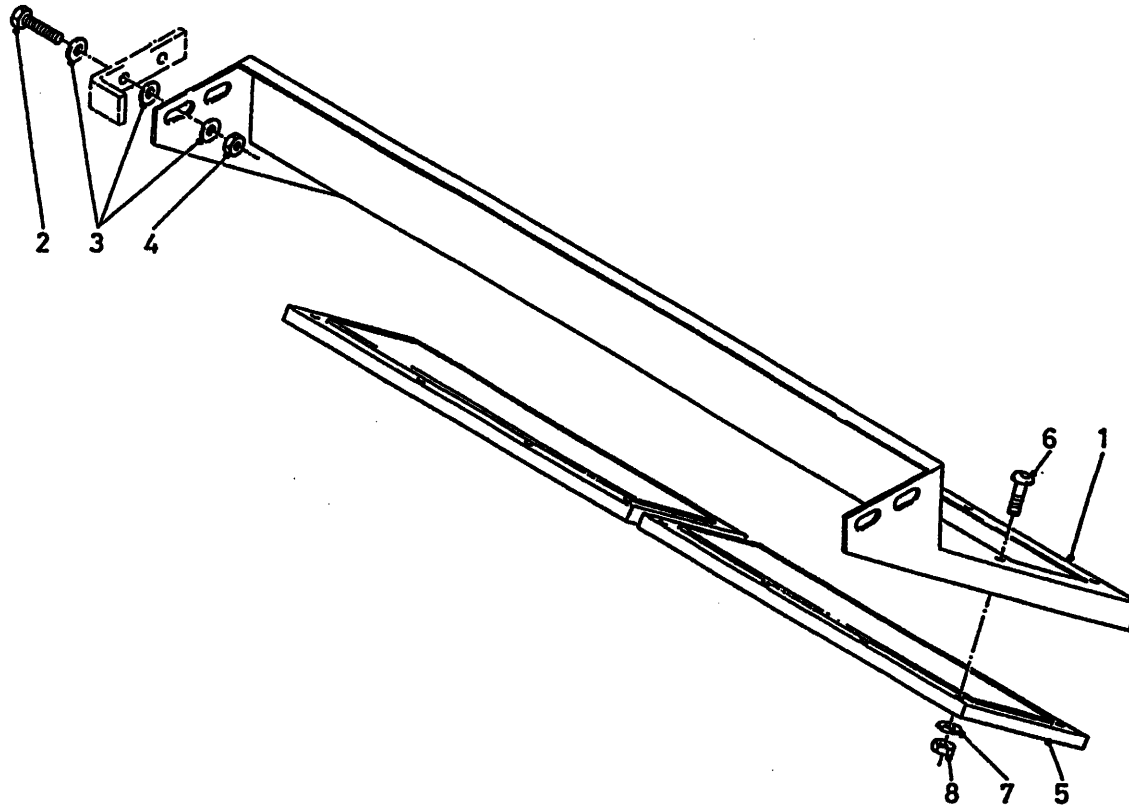
bestelnummer
 ordernummer
 Num. à commander
 Bestellnummer



1	28948	1	
2	28947	1	
3	28949	1	
4	90972	2	
5	28950	1	
6	60024	1	
7	60022	1	
8	83030	1	M10 x 30
9	81231	7	M12 x 30
10	85112	16	M12
11	86212	7	M12
12	84805	12	M8 x 20
13	85108	12	M8
14	86208	12	M8

92177/5

Afbeelding 27D : Magneet ZK Machines
 Abbildung 27D : Magnet ZK Machine
 Picture 27D : Magnet ZK machine

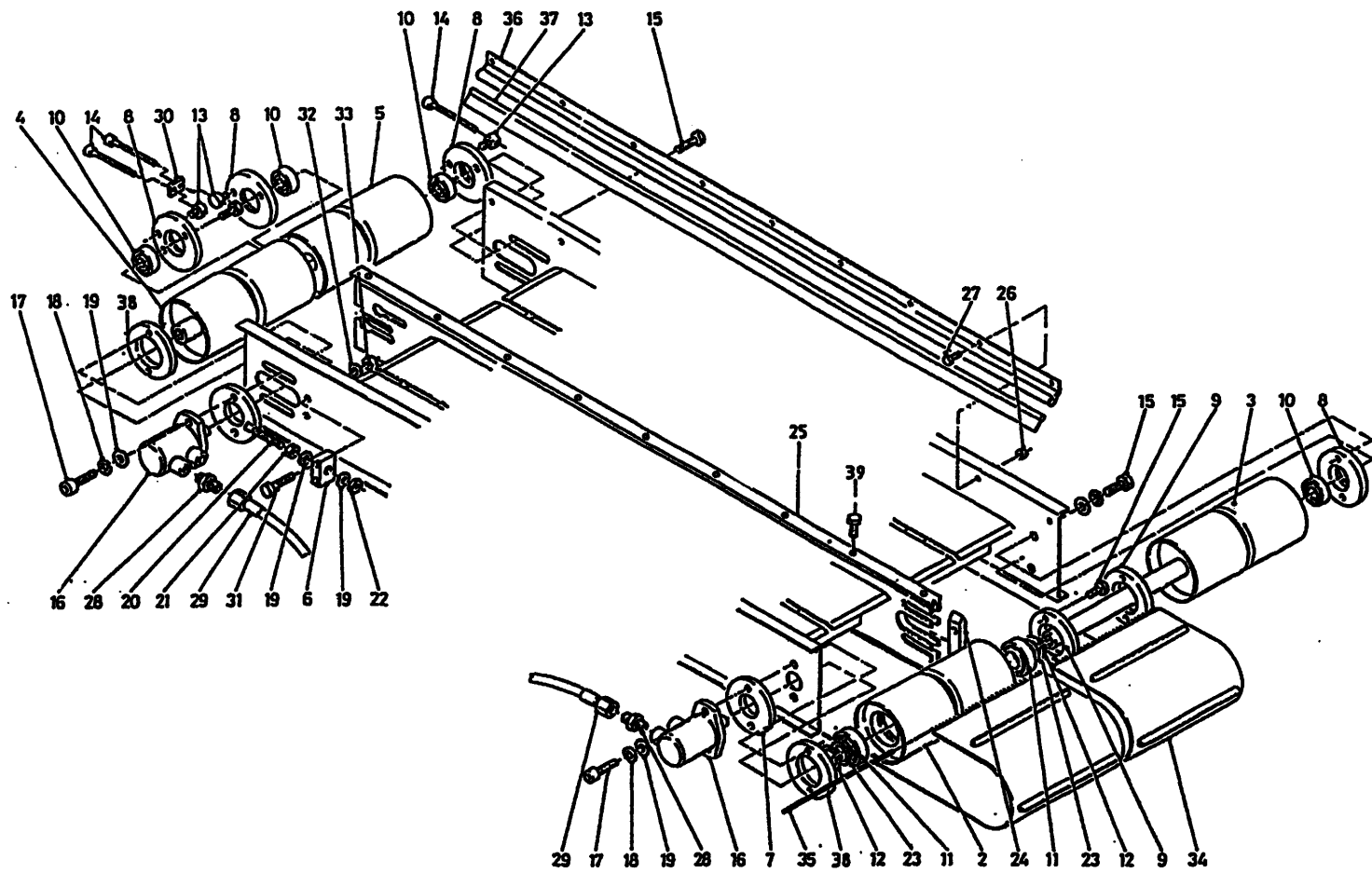


bestelnummer
 ordernummer
 Num. à commander
 Bestellnummer

1	12996	1	
2	81231	4	M12 x 30
3	85112	8	M12
4	86212	8	M12
5	90971	1	
6	84805	16	M8 x 20
7	85108	16	M8
8	86208	16	M8

92177/5

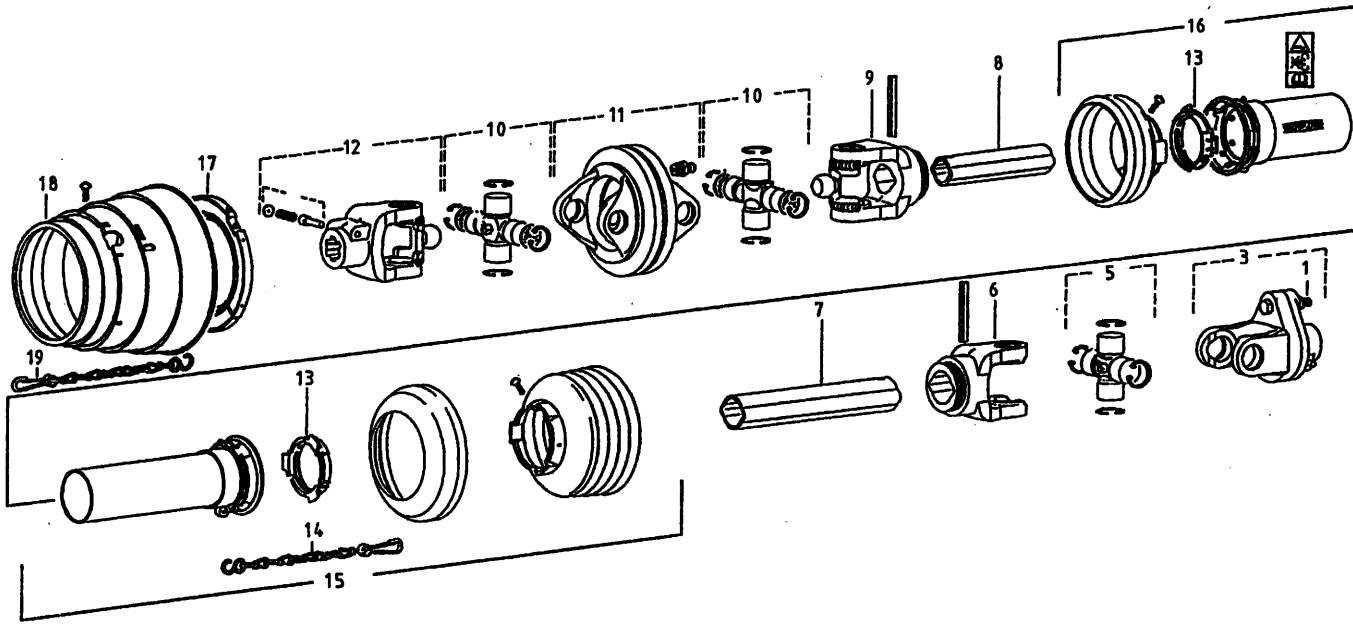
Afbeelding 28 : Dwarsband tweezijdig lossend
 Abbildung 28 : Querband Beidseitige Entleerung
 Figure 28 : Dual side conveyer



bestelnummer		ordernummer	
Num. à commander		Bestellnummer	
2	12510	1	
3	12508	1	
4	12507	1	
5	12509	1	
6	27266	1	
7	27265	1	
8	32020	4	
9	32021	2	
10	70046	4	6206
11	70146	2	6010
12	87050	2	A-50
13	32023	3	
14	80811	3	M8 x 100
15	83915	12	M10 x 120
16A	51083	2	Bucher 127
16B	51130	2	Danfoss 125
16C	51129	2	SAM B4 130
17	81260	4	M12 x 60
18	85012	4	M12
19	85112	6	M12
20	12543	1	
21	86112	1	M12
22	86212	1	M12
23	85355	2	
24	60349	2	
25	40630	1	
26	86206	9	M6
27	80616	9	M6 x 16
28	X50117	4	
29	W50668	4	½" 4000 RH
30	27196	1	
31	80850	2	M8 x 50
32	85108	2	M8
33	86208	2	M8
34	60338	2	
35	27502	2	
36	90745	4	L=1980
37	60333	4	
38	31709	2	
39	84813	9	M6 x 10

92177/5

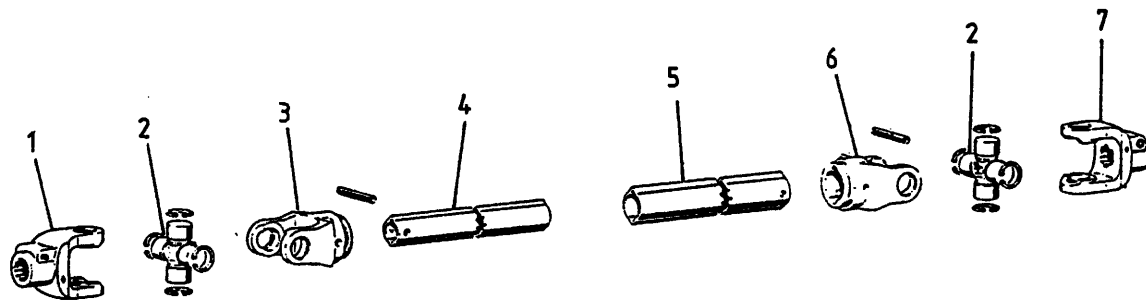
Afbeelding 29 : Aftakas
 Abbildung 29 : Gelenkwelle
 Figure 29 : PTO Shaft



bestelnummer
 ordernummer
 Num. à commander
 Bestellnummer

90796/ 90797 WWE 2380

1	80860	1	M8 x 60 8.8
3	94098	1	
5	90615	1	
6	94081	1	
7	90816	1	
8	90818	1	
9	90625	1	
10	94057	1	
11	94083	1	
12	94082	1	
13	90619	1	
14	90266	1	
15	94058	1	
16	94059	1	
17	94060	1	
18	94061	1	
19	94062	1	



90627

1	90563	1	1 3/8" - 6
2	90561	2	
3	90606	1	
4	90617	1	
5	90624	1	
6	90607	1	
7	90608	1	1 1/4" - 6



Himmanweg 19
7575 BE Oldenzaal - Holland
Postbus 134
7570 AC Oldenzaal - Holland

e-mail: info@triolet.nl
<http://www.triolet.nl>

Tel.: 0541 - 57 21 21 / (+) 31 - 541 - 57 21 21
Fax: 0541 - 57 21 25 / (+) 31 - 541 - 57 21 25

Voor onderdelen / Für Ersatzteile / For spare parts / Pour pièces

Tel.: 0541 - 57 21 36 / (+) 31 - 541 - 57 21 36
Fax: 0541 - 57 21 40 / (+) 31 - 541 - 57 21 40