

# Trioliet Mullos

Mengdoseerwagen

Futter-, Misch- und Verteilwagen

Feeder Mixer

Mélangeuse - distributrice

## Solomix-1 700 - 900



Onderdelenlijst/Ersatzteilliste/Spare parts list/Liste de Pièces de Rechange

Bestelnummer/Bestellnummer/Ordernumber/Numéro de commande 92177/5

Geldig vanaf productieserie nr./Gültig ab/Valid from Prod. Series No.: 01

A Partir du Série de production No.: 01

## Inhoudsopgave

Afb.	1	Stickers voor- en achterlossend
	2	Stickers zijlossend
	3	Frame voor- en achterlossend
	4A	Frame zijlossende machine met 2 zijkleppen
	4B	Frame zijlossende machine met 1 zijklep
	4C	Doseerschuijset zijlossende machine
	5	Dissel voorlossend
	6	Dissel achter / zijlossend
	7	Wielas ongeremd
	8	Wielas met hydraulisch remsysteem
	9	Speciale wielen
	10A	Dwarsband frame voorlossend
	10B	Dwarsband frame achterlossend
	11	Dwarsband (voor- en achterlossend)
	12A	Mengvijzel en aandrijving
	12B	Vijzelmessen
	13	Doseerkliep cilinder
	14	Mechanische bediening
	15	Elektrische afstandsbediening
	16A	Slangenschema voorlossend
	16B	Slangenschema achterlossend
	16C	Slangenschema rechtst. tractor aansluiting
	17	Elektronische weegstelsel
	18A	Vertragingskast → serie 04
	18B	Vertragingskast  → serie 05
	19	Hydraulische bediening contrames
	20	Hydraulische steunpoot
	21	Ventielset voor zijlossende machine
	22	Steunpoot met sensor en accu
	23A	Opvoerband Solomix 700/900
	23B	Hydrauliek schema opvoerband
	24	Pompunit
	25	Verlichtingsset
	26A	Opvoerketting serie 01
	26B	Hydrauliek opvoerketting serie 01
	26C	Opvoerketting, serie 02, rollenketting
	26D	Opvoerketting, frame  → serie 03
	26E	Opvoerketting, aandrijving  → serie 03
	26F	Hydrauliek opvoerketting  → serie 02
	27A	Magneet met verlengingsklep → serie 02
	27B	Magneet met verlengingsklep  → serie 03
	27C	Magneet opvoerband
	27D	Magneet ZK machine
	28	Dwarsband tweezijdig lossend
	29	Aftakas

## Inhaltverzeichnis

Abb.	1	Aufkleber Entleerung Vorne und Hinten
	2	Aufkleber Seitliche Entleerung
	3	Rahmen Entleerung Vorne und Hinten
	4A	Rahmen Seitliche Entl. mit 2 Seitenschieber
	4B	Rahmen Seitliche Entl. mit 1 Sietenschieber
	4C	Dosierschiebersatz Seitliche Entleerung
	5	Deichsel Entleerung Vorne
	6	Deichsel Entleerung / Seitliche Hinten
	7	Radachse ohne Bremsanlage
	8	Radachse mit hydraulischer Bremse
	9	Speziale Räder
	10A	Querförderband Rahmen Entleerung Vorne
	10B	Querförderband Rahmen Entleerung Hinten
	11	Querförderband (Dosierung Vorne und Hinten)
	12A	Schnecke und Antrieb
	12B	Schneckenmesser
	13	Auswurfschieberzylinder
	14	Mechanische Fernbediening
	15	Elektrische Fernbediening
	16A	Hydraulik Plan Entleerung Vorne
	16B	Hydraulik Plan Entleerung Hinten
	16C	Hydraulik Plan direktanschluß zum Schlepper
	17	Elektronische Waage
	18A	Reduziergetriebe → Serie 04
	18B	Reduziergetriebe  → Serie 05
	19	Hydraulische Fernbediening
	20	Hydraulischer Stützfuß
	21	Ventilsatz Entleerung Seitlich
	22	Stützfuß mit Wiegestab und Batterie
	23A	Querband Verlängerung Solomix 700/900
	23B	Schaltplan Querband Verlängerung
	24	Bord hydraulik
	25	Beleuchtungssatz
	26A	Schräg förderkette Serie 01
	26B	Hydraulikplan Schräg förderkette Serie 01
	26C	Schrägförderkette, serie 02, Rollenkette
	26D	Schrägförderkette, Rahmen  → Serie 03
	26E	Schrägförderkette, Antriebsatz  → Serie 03
	26F	Hydraulikplan Schrägförderkette  → Serie 02
	27A	Magnet mit Verlängerungsklappe → Serie 02
	27B	Magnet mit Verlängerungsklappe  → Serie 03
	27C	Magnet für Querbandverlängerung
	27D	Magnet ZK maschine
	28	Querband Beitseitige Entleerung
	29	Gelenkwelle

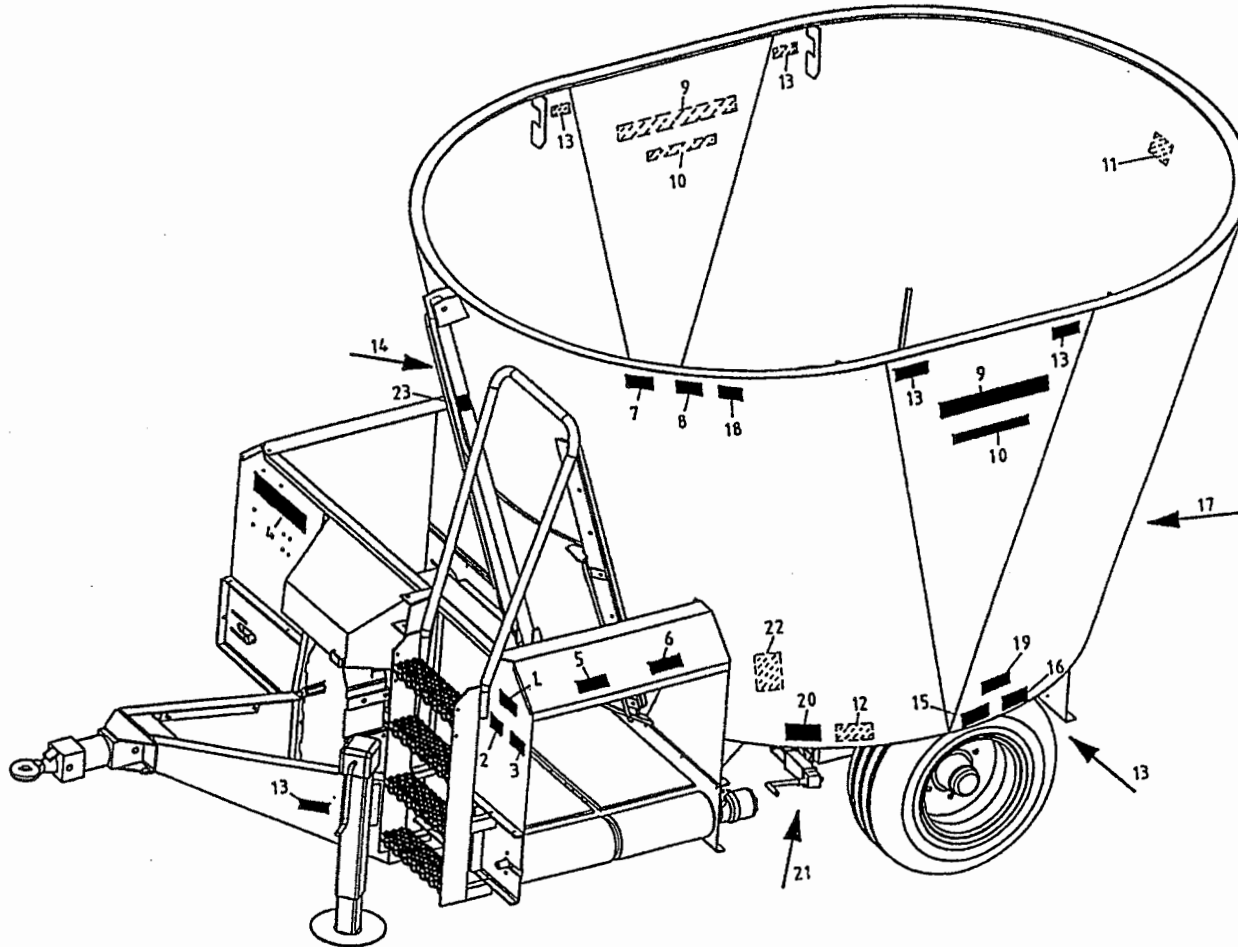
## Contents

Fig.	1	Decals front and rear discharge
	2	Decals side discharge
	3	Frame front and rear discharge
	4A	Frame side discharge with 2 side doors
	4B	Frame side discharge with 1 side door
	4C	Slideset side discharge
	5	Drawbar front discharge
	6	Drawbar rear and side discharge
	7	Unbraked wheelaxle
	8	Wheelaxle with hydraulic brakes
	9	Special wheels
	10A	Frame side conveyor front discharge
	10B	Frame side conveyor rear discharge
	11	Side conveyor (Front and rear discharge)
	12A	Auger and drive system
	12B	Augerknives
	13	Side cilinder
	14	Mechanical remote control
	15	Electrical remote control
	16A	Hydraulics front discharge
	16B	Hydraulics rear discharge
	16C	Hydraulics side discharge
	17	Electronic weighing system
	18A	Reduction gearbox → serie 04
	18B	Reduction gearbox  → serie 05
	19	Hydraulic control counter knife
	20	Hydraulic support
	21	Valve set side discharge
	22	Hydraulic support with weighing sensor
	23A	Side conveyor belt extension Solomix 700/900
	23B	Hydraulic scheme belt extension
	24	Pump unit
	25	Lighting set
	26A	Extension chain serie 01
	26B	Hydraulics side conveyor chain serie 01
	26C	Extension chain, serie 02, roller chain
	26D	Extension chain, frame  → serie 03
	26E	Extension chain, drive set  → serie 03
	26F	Hydraulics side conveyor chain  → serie 02
	27A	Magnet with deflector → serie 02
	27B	Magnet with deflector  → serie 03
	27C	Magnet for belt extension
	27D	Magnet ZK machine
	28	Dual side conveyor
	29	PTO shaft

92177/5

Afbeelding 1: Stickers 7 - 9 m<sup>3</sup> Solomix VL  
 Abbildung 1: Aufkleber 7 - 9 m<sup>3</sup> Solomix VL  
 Figure 1: Decals 7 - 9 m<sup>3</sup> Solomix VL

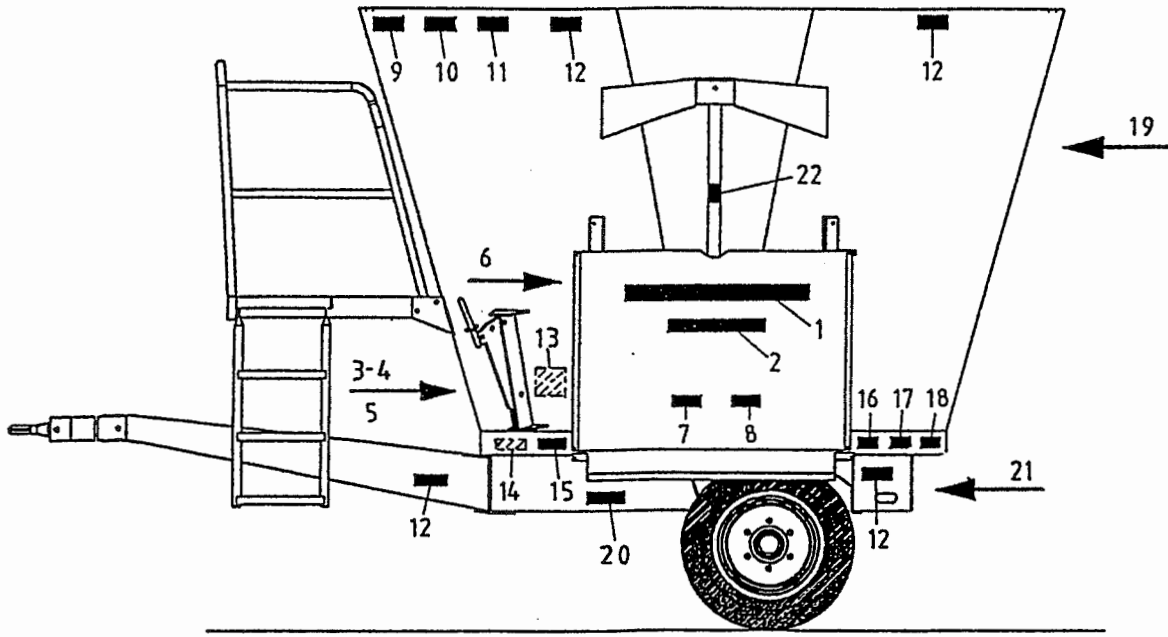
bestelnummer  
 ordernummer  
 Num. à commander  
 Bestellnummer



1	91160	1	
2	91159	1	
3	91243	1	
4	91247	1	
5	91162	2	
6	91211	2	
7	91240	1	
8	91242	1	
9	91249	2	
10A	91311	2	7m <sup>3</sup>
10B	91312	2	9m <sup>3</sup>
11	91241	1	
12	91118	1	
13	91183	8	
14	91143	1	
15	91228	2	
16	91323	2	4.0 bar
17	91331	1	8 kmh
18	91245	1	
19	91325	2	
20	91335	1	
21	91333	2	
22	91340	1	
23	91182	1	

92177/5

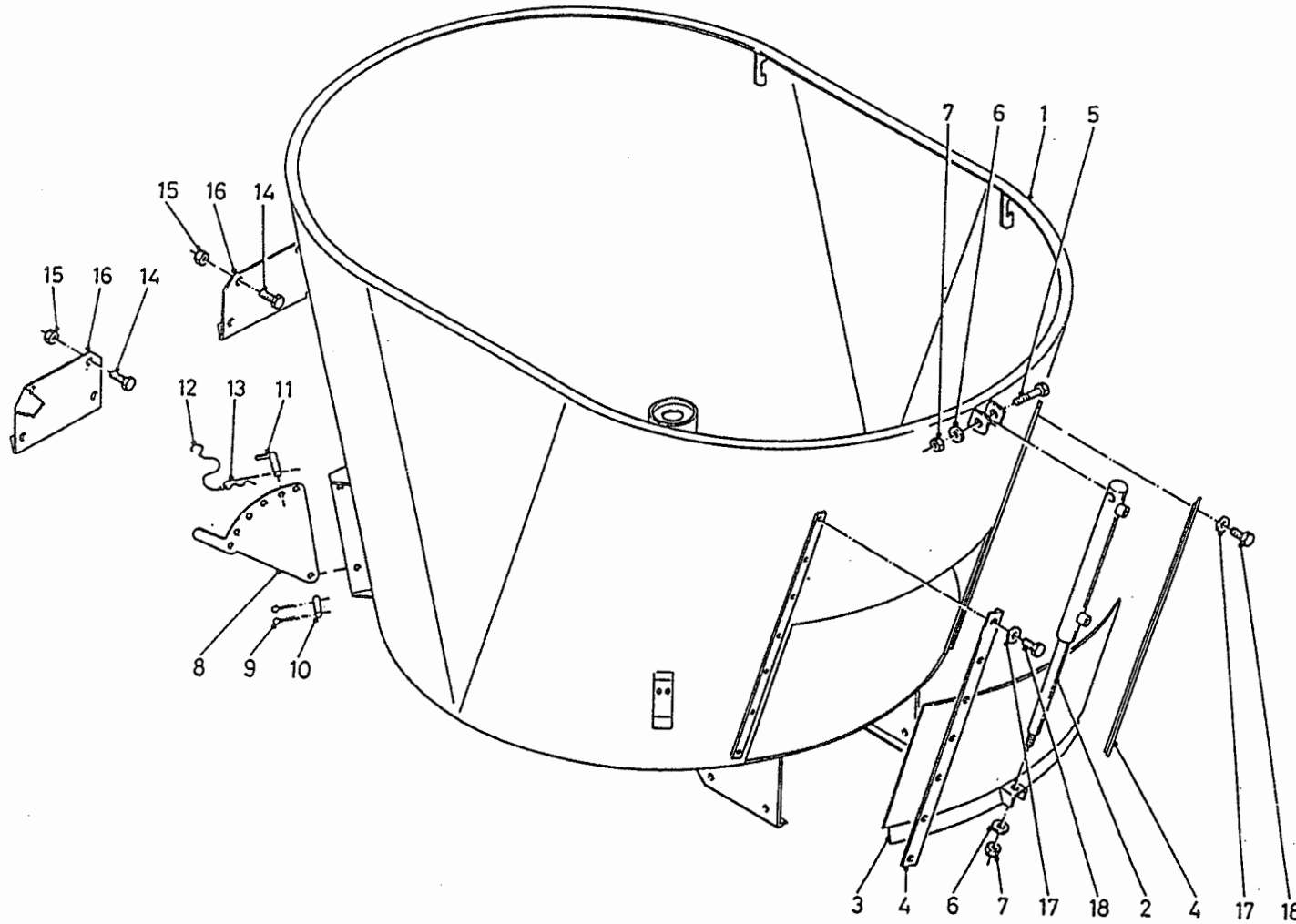
Afbeelding 2 : Stickers 7 - 9m<sup>3</sup> Solomix ZK  
 Abbildung 2 : Aufkleber 7 - 9m<sup>3</sup> Solomix ZK  
 Figure 2 : Decals 7 - 9m<sup>3</sup> Solomix ZK



bestelnummer		ordernummer	
Num. à commander		Bestellnummer	
1	91247	2	
2A	91311	2	7 m <sup>3</sup>
2B	91312	2	9 m <sup>3</sup>
3	91159	1	
4	91160	1	
5	91243	1	
6	91143	2	
7	91211	2	
8	91327	2	
9	91240	1	
10	91242	1	
11	91245	1	
12	91183	8	
13	91340	1	
14	91118	1	
15	91335	1	
16	91228	2	
17	91323	2	4.0 bar
18	91325	2	
19	91241	1	
20	91333	2	
21A	91331	1	8 kmh
21B	91130	1	25 kmh
22	91182	1	

92177/5

Afbeelding 3 : Frame voor- en achterlossend  
 Abbildung 3 : Rahmen Entleerung Vorne und Hinten  
 Figure 3 : Frame front and rear discharge

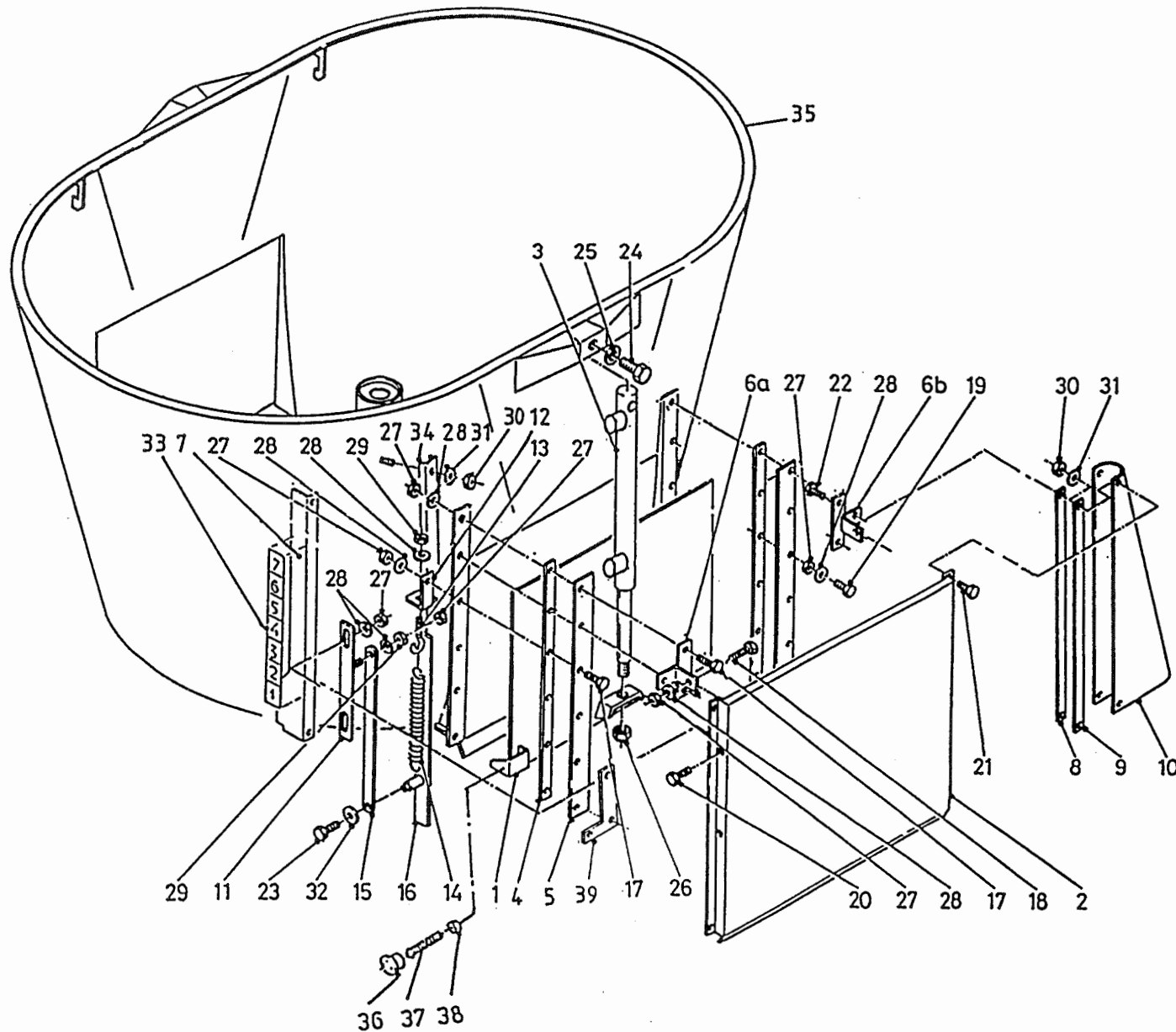


bestelnummer  
 ordernummer  
 Num. à commander  
 Bestellnummer

1A	12458	1	VL 7m <sup>3</sup>
1B	12494	1	AL 7m <sup>3</sup>
1C	12499	1	VL 9m <sup>3</sup>
1D	12500	1	AL 9m <sup>3</sup>
2	51174	1	
3A	12454	1	VL
3B	12482	1	AL
4	24446	2	
5	81690	1	M16 x 90
6	85116	2	M16
7	86216	2	M16
8	12470	1	
9	88239	2	Ø 5 x 40
10	25332	1	
11	90490	1	
12	90282	1	
13	65030	1	
14	80826	6	M8 x 25
15	86208	6	M8
16A	40539	1	Links
16B	40554	1	Rechts
17	85010	14	M10
18	81031	14	M10 x 30

92177/5

Afbeelding 4A: Frame zijlossende machine met 2 zijkleppen  
 Abbildung 4A: Rahmen Seitliche Entleerung mit 2 Seitenschieber  
 Figure 4A: Frame side discharge with 2 side doors



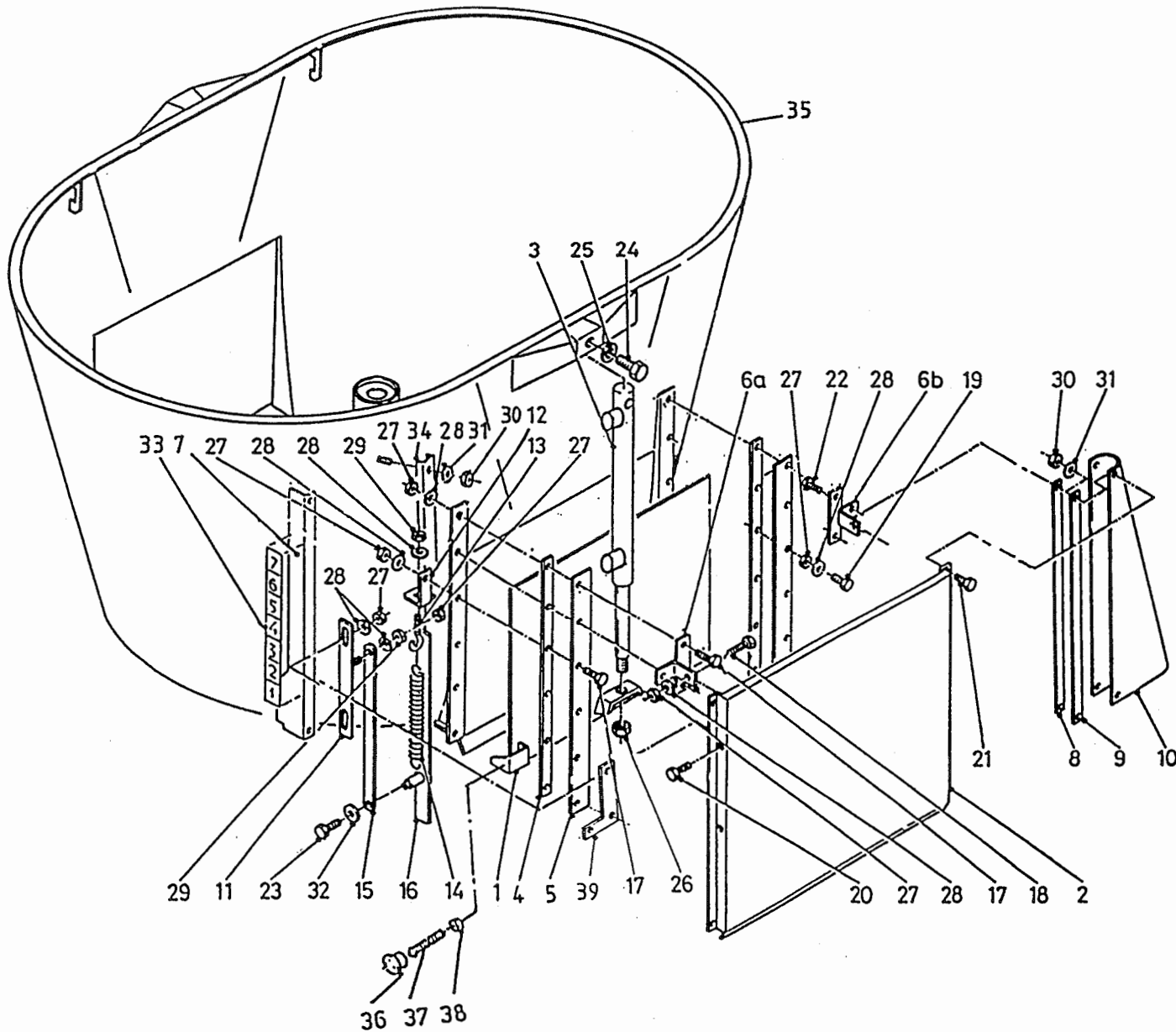
bestelnummer  
 ordernummer  
 Num. à commander  
 Bestellnummer

1A	12573	1	Links
1B	12574	1	Rechts
2	12587	2	
3	51174	2	
4	26448	4	
5	26449	4	
6A	12588	2	RV/LA → 02
6B	12589	2	RA/LV → 02
6A	13046	2	RV/LA → 03
6B	13047	2	RA/LV → 03
7A	40556	1	Links → 01
7B	40609	1	Links → 02
7C	40557	1	Rechts → 01
7D	40610	1	Rechts → 02
8	27416	4	
9	27427	4	
10A	60347	2	RV/LA
10B	60348	2	RA/LV
11	12591	2	
12A	27474	1	Links
12B	27475	1	Rechts
13	84174	2	M10 x 80 x 14
14	65021	2	
15	27473	2	
16	12604	2	
17	81060	10	M10 x 60
18	81035	4	M10 x 35
19	81045	14	M10 x 45
20	81026	4	M10 x 25
21	80826	8	M8 x 25
22	80831	8	M8 x 30
23	80812	2	M8 x 12
24	81690	2	M16 x 90
25	85116	2	M16
26	86216	2	M16
27	86210	34	M10
28	85110	36	M10
29	86110	4	M10
30	86208	16	M8

92177/5

Afbeelding 4A: Frame zijlossende machine met 2 zijkleppen  
 Abbildung 4A: Rahmen Seitliche Entleerung mit 2 Seitenschieber  
 Figure 4A: Frame side discharge with 2 side doors

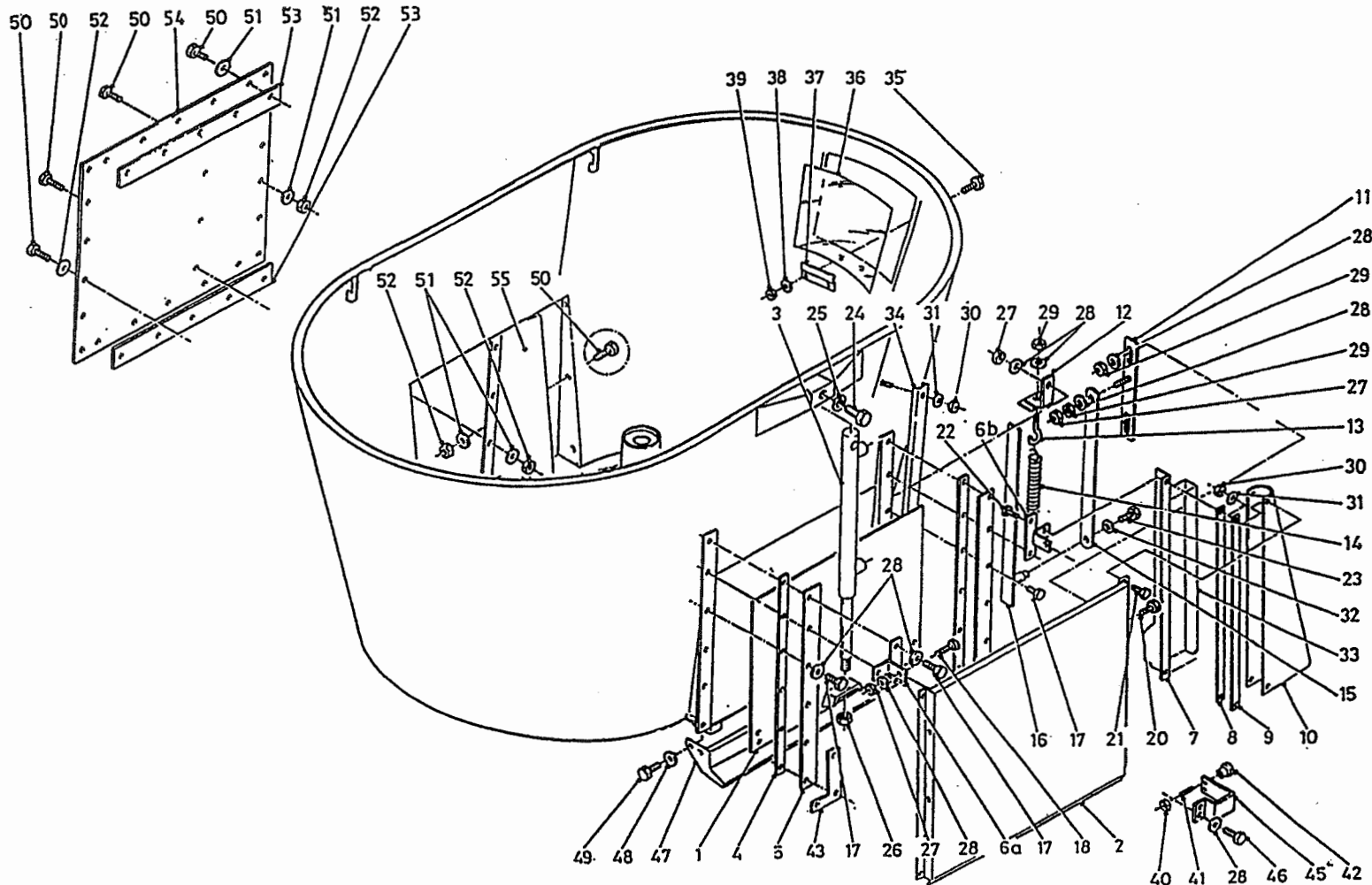
bestelnummer  
 ordernummer  
 Num. à commander  
 Bestellnummer



31	85108	16	M8
32	85109	2	M8
33	91143	2	
34	40563	1	
35A	12551	1	7m <sup>3</sup>
35B	12566	1	9m <sup>3</sup>
36	60368	2	
37	84947	2	M6 x 100
38	86106	2	M6
39	13041	2	↳ 03

92177/5

Afbeelding 4B: Frame zijlossende machine met 1 zijklep  
 Abbildung 4B: Rahmen Seitliche Entleerung mit 1 Seitenschieber  
 Figure 4B: Frame side discharge with 1 side door



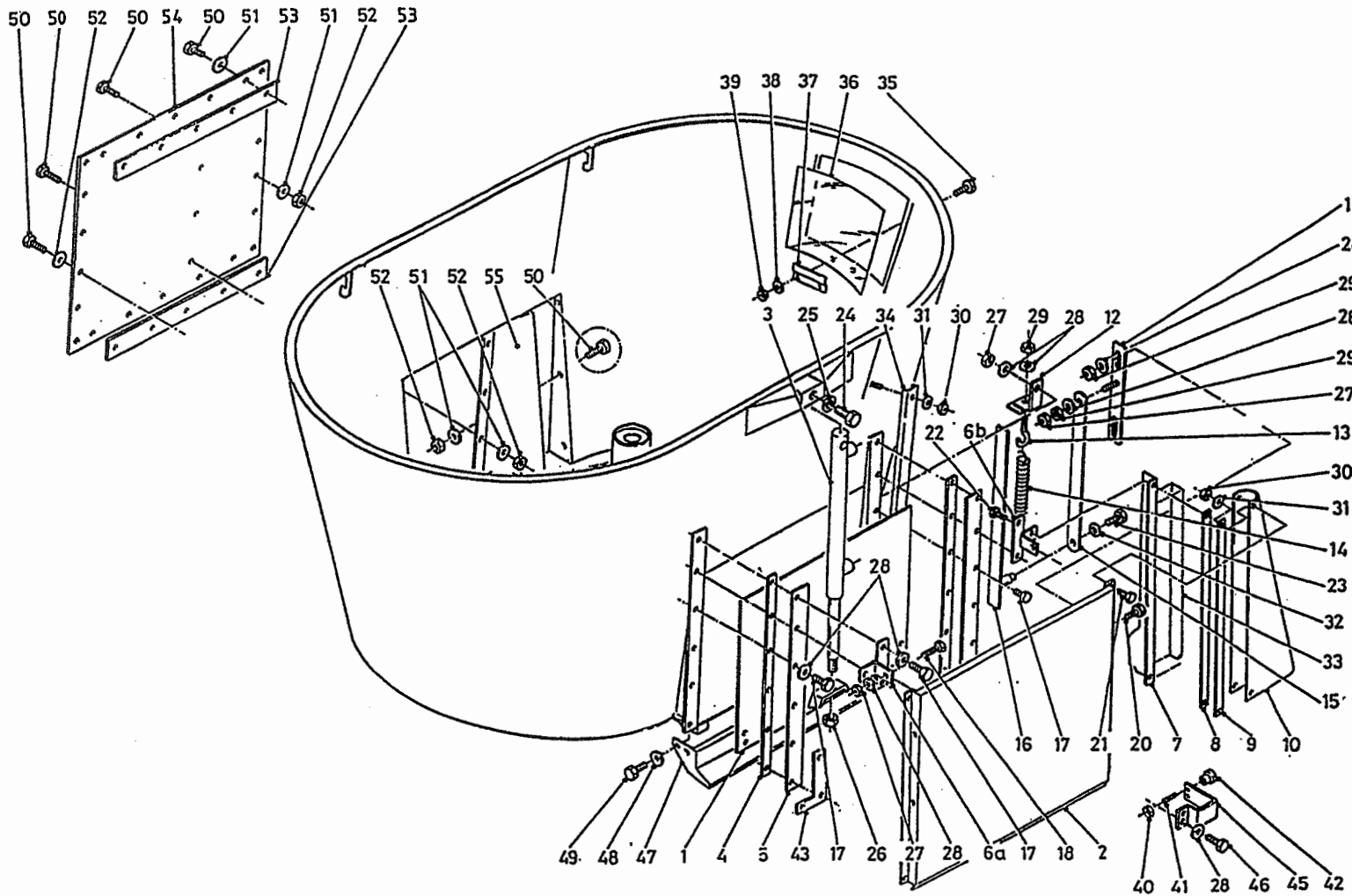
bestelnummer  
 ordernummer  
 Num. à commander  
 Bestellnummer

1	12574	1	
2	12587	2	
3	51174	1	
4	26448	2	
5	26449	2	
6A	13046	1	Links
6B	13047	1	Rechts
7	40609	1	
8	27416	2	
9	27427	2	
10A	60347	1	
10B	60348	1	
11	12591	1	
12	27474	1	
13	84174	1	M10 x 80 x 14
14	65021	1	
15	27473	1	
16	12604	1	
17	81060	10	M10 x 60
18	81035	4	M10 x 35
19	81045	14	M10 x 45
20	81026	4	M10 x 25
21	80826	8	M8 x 25
22	80831	4	M8 x 30
23	80812	2	M8 x 12
24	81690	2	M16 x 90
25	85116	2	M16
26	86216	2	M16
27	86210	34	M10
28	85110	36	M10
29	86110	4	M10
30	86208	10	M8



92177/5

Afbeelding 4B: Frame zijlossende machine met 1 zijklep  
 Abbildung 4B: Rahmen Seitliche Entleerung mit 1 Seitenschieber  
 Figure 4B: Frame side discharge with 1 side door

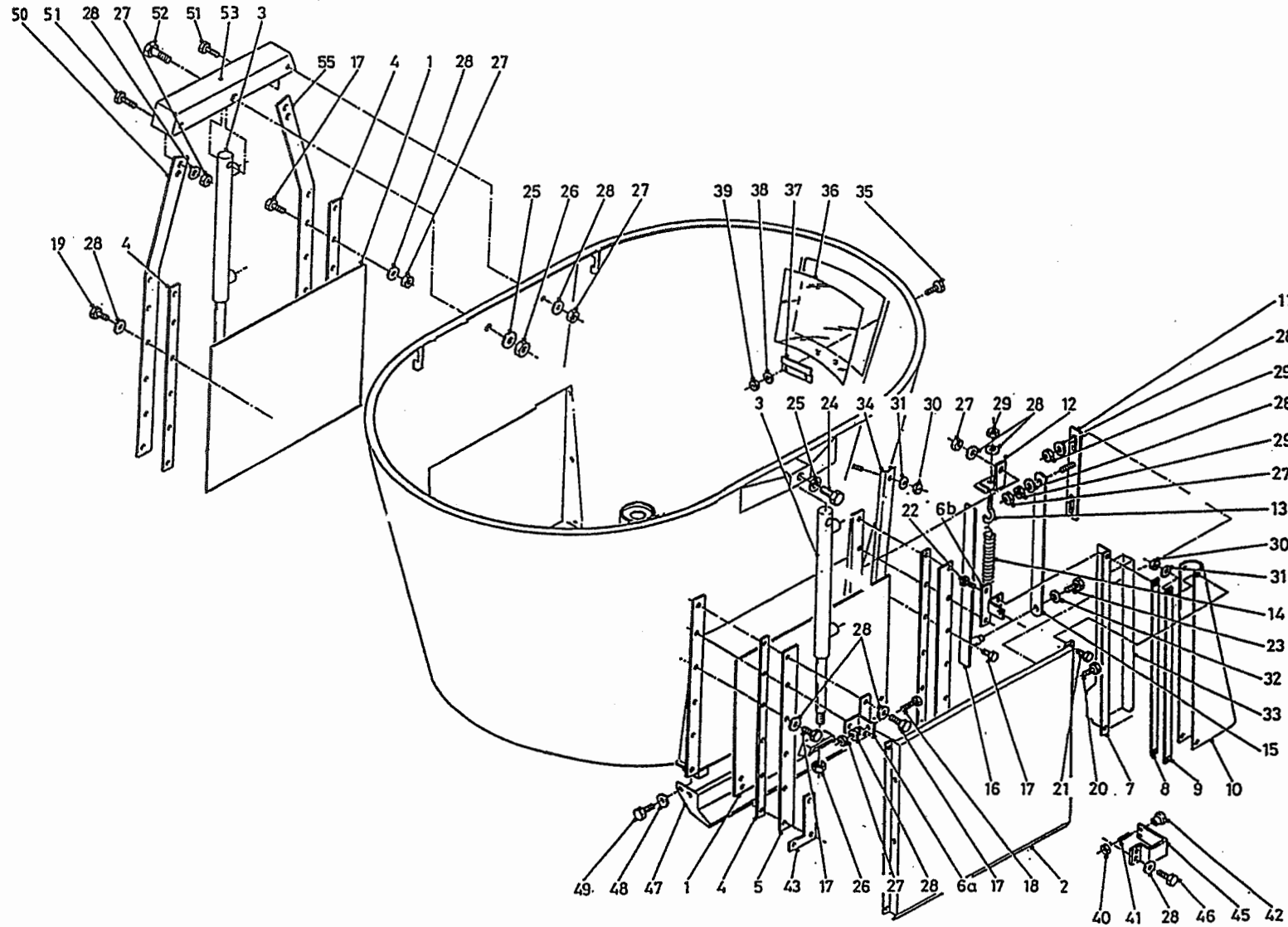


bestelnummer  
 ordernummer  
 Num. à commander  
 Bestellnummer

31	85108	10	M8
32	85109	2	M8
33	91143	2	
34	40573	2	
35	80821	2	M8 x 20
36	60320	1	
37	40619	1	
38	85108	2	M8
39	86208	2	M8
40	86106	1	M6
41	84947	1	M6 x 100
42	60368	1	
43	13041	2	
45	29003	1	
46	81021	2	M10 x 20
47	12958	1	
48	85112	4	M12
49	81226	4	M12 x 25
50	81026	28	M10 x 25
51	85110	28	M10
52	86210	12	M10
53	28999	2	
54	28998	1	
55A	29001	1	links
55B	29000	1	rechts

92177/5

Afbeelding 4C: Doseerschuijset zijlossende machine  
 Abbildung 4C: Dosierschiebersatz Seitliche Entleerung  
 Figure 4C: Slideset side discharge

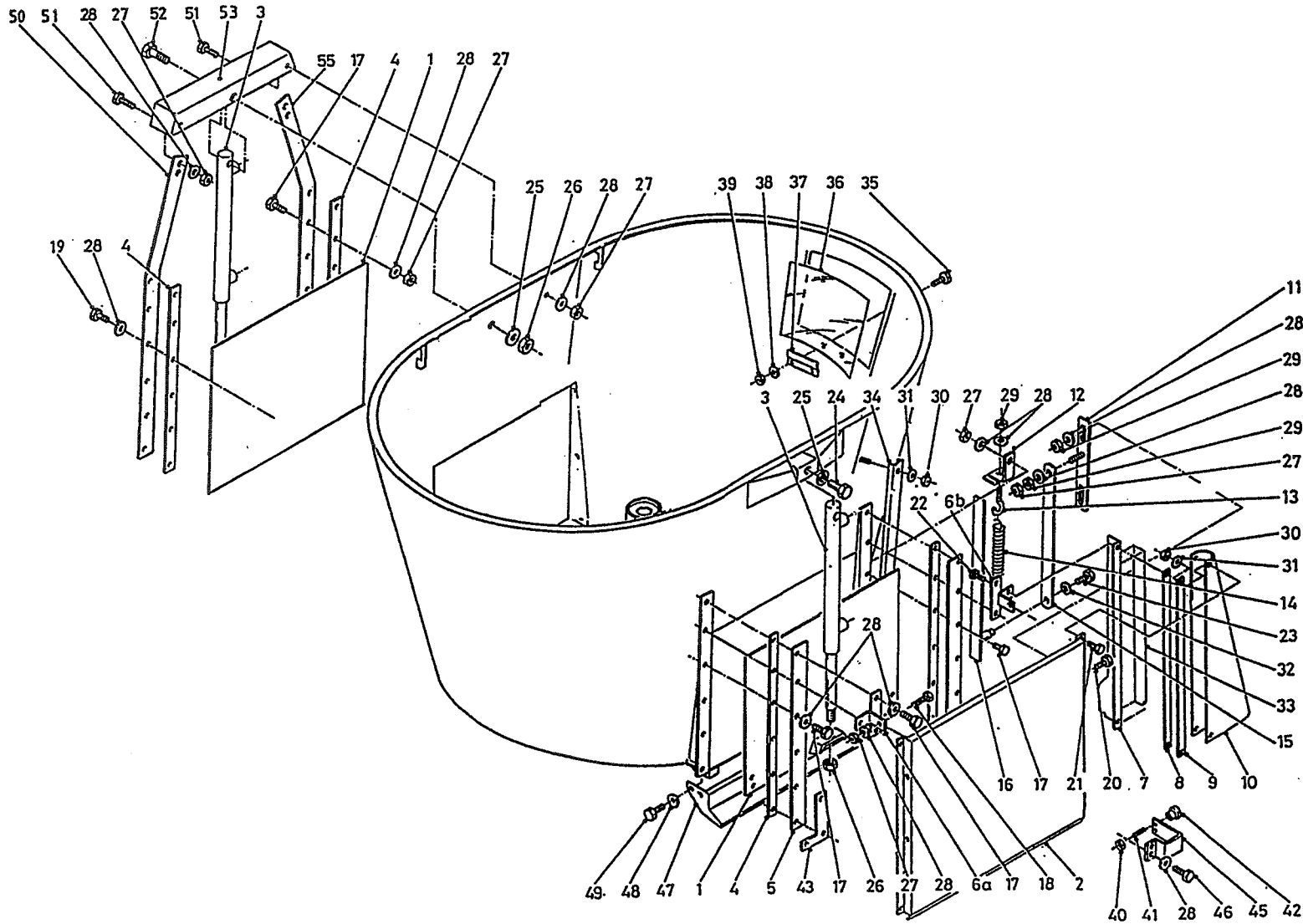


bestelnummer  
 ordernummer  
 Num. à commander  
 Bestellnummer

1	12574	1	
2	12587	2	
3	51174	1	
4	26448	2	
5	26449	2	
6A	13046	1	Links
6B	13047	1	Rechts
7	40609	1	
8	27416	2	
9	27427	2	
10A	60347	1	
10B	60348	1	
11	12591	1	
12	27474	1	
13	84174	2	M10 x 80 x 14
14	65021	2	
15	27473	2	
16	12604	2	
17	81060	10	M10 x 60
18	81035	4	M10 x 35
19	81045	14	M10 x 45
20	81026	4	M10 x 25
21	80826	8	M8 x 25
22	80831	4	M8 x 30
23	80812	2	M8 x 12
24	81690	2	M16 x 90
25	85116	2	M16
26	86216	2	M16
27	86210	34	M10
28	85110	36	M10
29	86110	4	M10
30	86208	10	M8

92177/5

Afbeelding 4C: Doseerschuiiset zijlossende machine  
 Abbildung 4C: Dosierschiebersatz Seitliche Entleerung  
 Figure 4C: Slideset side discharge



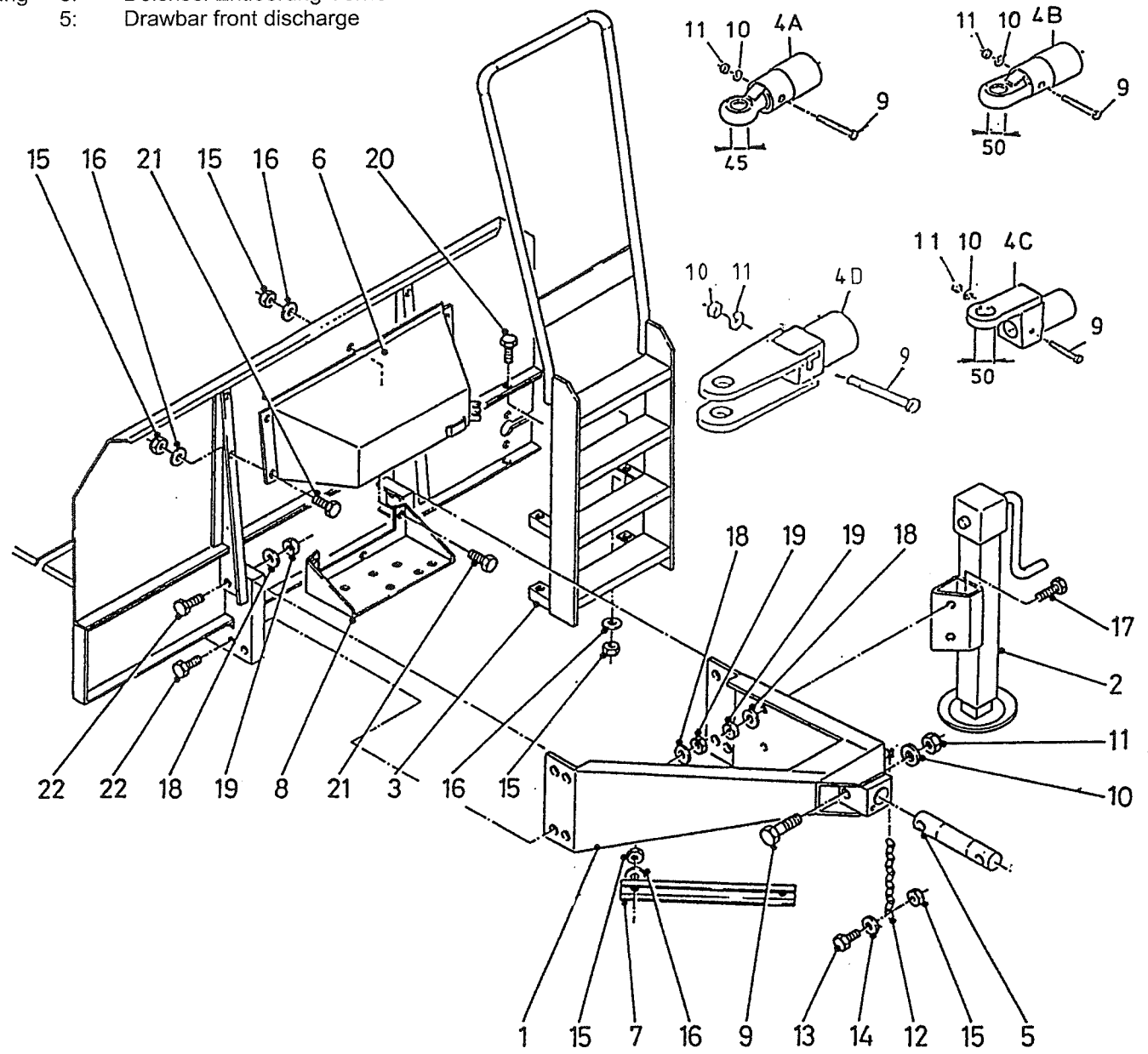
bestelnummer  
 ordernummer  
 Num. à commander  
 Bestellnummer

31	85108	10	M8
32	85109	2	M8
33	91143	2	
34	40573	2	
35	80821	2	M8 x 20
36	60320	1	
37	40619	1	
38	85108	2	M8
39	86208	2	M8
40	86106	1	M6
41	84947	1	M6 x 100
42	60368	1	
43	13041	2	
45	29003	1	
46	81021	2	M10 x 20
47	12958	1	M12
48	85112	4	M12 x 25
49	81226	4	
50	29624	1	Rechts
51	81031	6	M10 x 30
52	81613	1	M16 x 130
53	13035	1	
55	29623	1	Links

92177/5

Afbeelding 5: Dissel voorlossend  
 Abbildung 5: Deichsel Entleerung Vorne  
 Figure 5: Drawbar front discharge

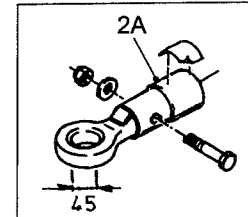
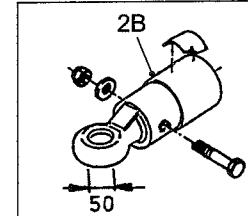
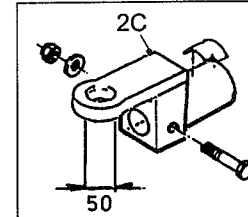
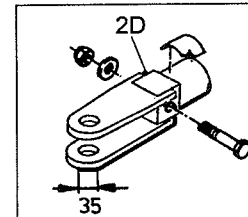
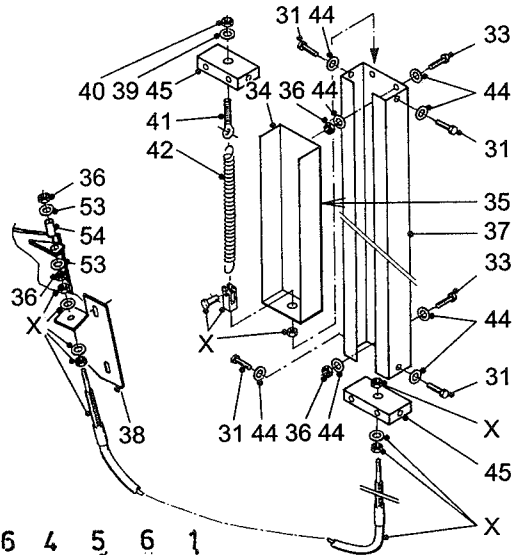
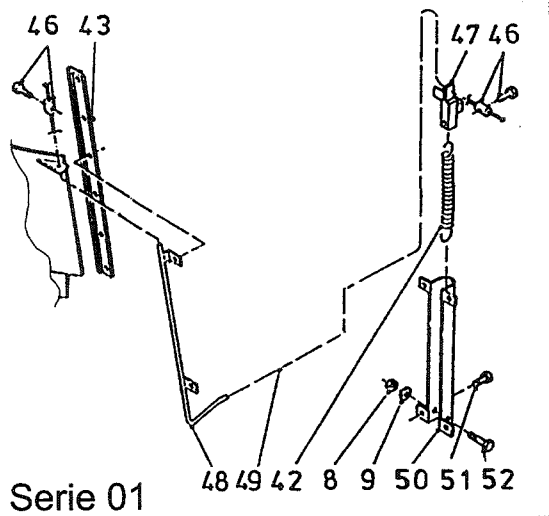
bestelnummer  
 ordernummer  
 Num. à commander  
 Bestellnummer



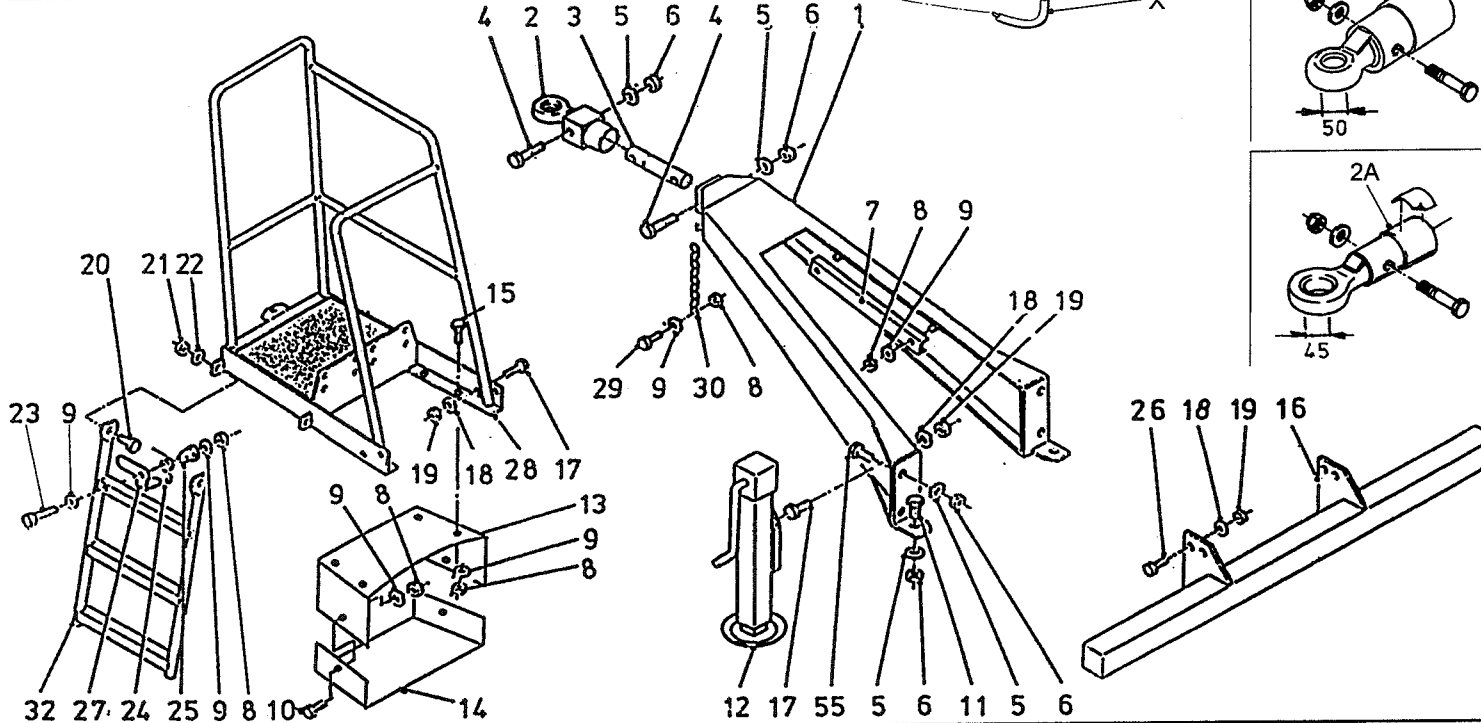
1A	12456	1	boven /oben
1B	12618	1	onder/ unten
2A	12563	1	2 St.
2B	13213	1	3 St.
3A	12477	1	7 m³
3B	12839	1	9 m³
4A	12474	1	Ø 45
4B	12691	1	Ø 50
4C	12695	1	Ø 50
4D	12953	1	Ø 35
5	32000	1	
6	12471	1	
7	40431	1	
8	27041	1	
9	82013	2	M20 x 130 12.9
10	85120	2	M20
11	86220	2	M20
12	39136	1	
13	80826	1	M8 x 25
14	85109	1	M8
15	86208	13	M8
16	85108	13	M8
17	81651	2	M16 x 50
18	85116	10	M16
19	86216	10	M16
20	80831	4	M8 x 30
21	80821	11	M8 x 20
22	81651	8	M16 x 50

9217715

Afbeelding 6: Dissel achterlossend / zijlossend serie 01 - 02  
 Abbildung 6: Deichsel Entleerung Hinten / Seitlich Serie 01 - 02  
 Figure 6: Drawbar rear and side discharge series 01 - 02



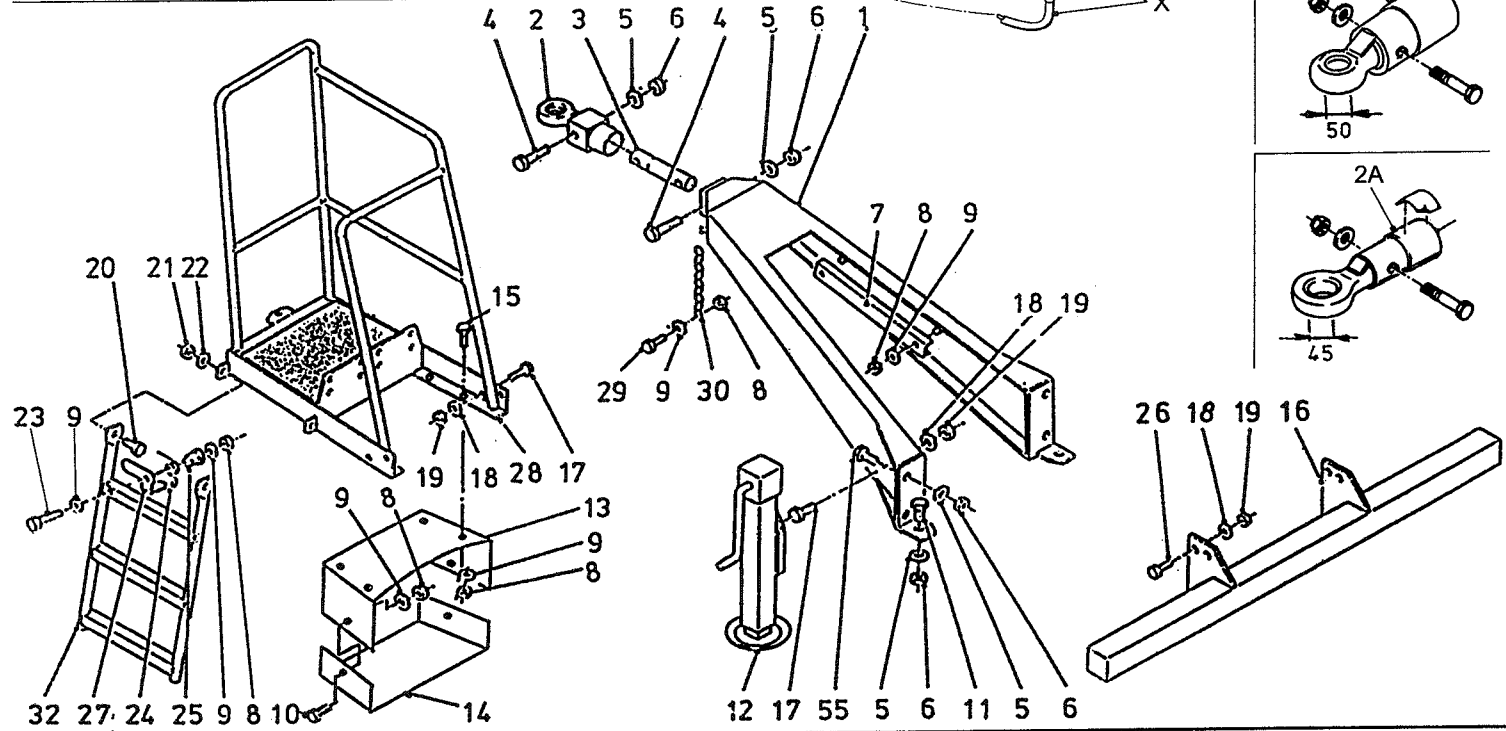
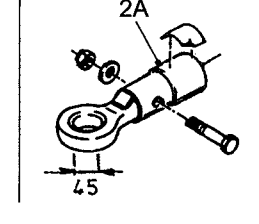
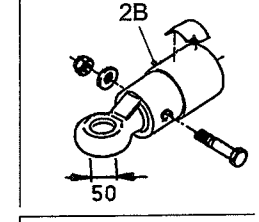
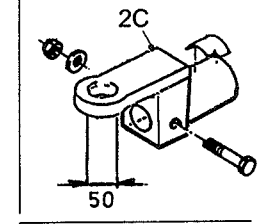
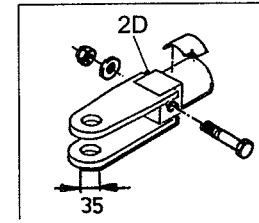
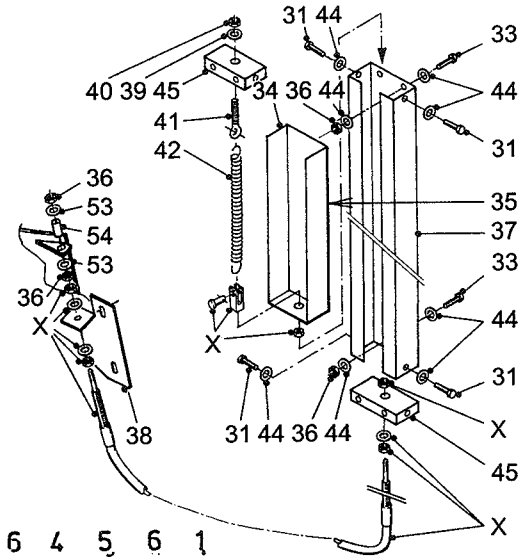
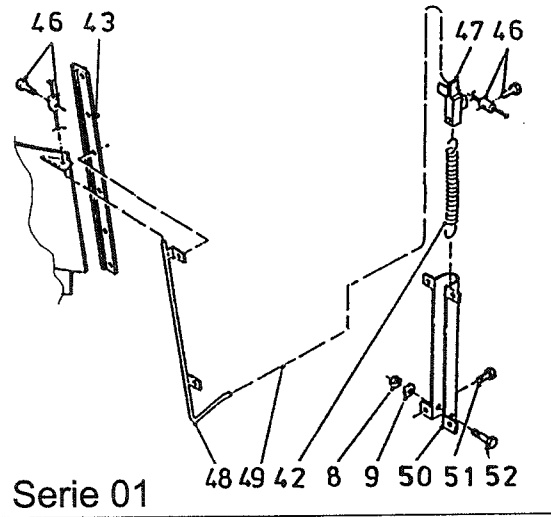
Serie 01



bestelnummer		ordernummer	
Num. à commander		Bestellnummer	
1A	12541	1	boven/ oben
1B	12619	1	onder / unten
2A	12474	1	Ø 45
2B	12691	1	Ø 50
2C	12695	1	Ø 50
2D	12953	1	Ø 35
3	32000	1	
4	82013	2	M20 x 130 12.9
5	85120	2	M20
6	86220	2	M20
7	40431	1	
8	86208	19	M8
9	85108	19	M8
10	80816	2	M8 x 16
11	82061	2	M20 x 60 8.8
12A	12497	1	2 St.
12B	13214	1	3 St.
13	27542	1	
14	27543	1	
15	80821	2	M8 x 20
16	12475	1	
17	81641	6	M16 x 40
18	85116	10	M16
19	86216	10	M16
20	81231	2	M12 x 30
21	86212	2	M12
22	85112	2	M12
23	80845	1	M8 x 45
24A	65084	1	→ 01
24B	65088	1	→ 02
25	32064	1	
26	81646	4	M16 x 45
27A	12586	1	→ 01
27B	28064	1	→ 02
28	12556	1	
29	80826	1	M8 x 25
30	39136	1	
31	80612	4	M6 x 12
32	12557	1	

92177/5

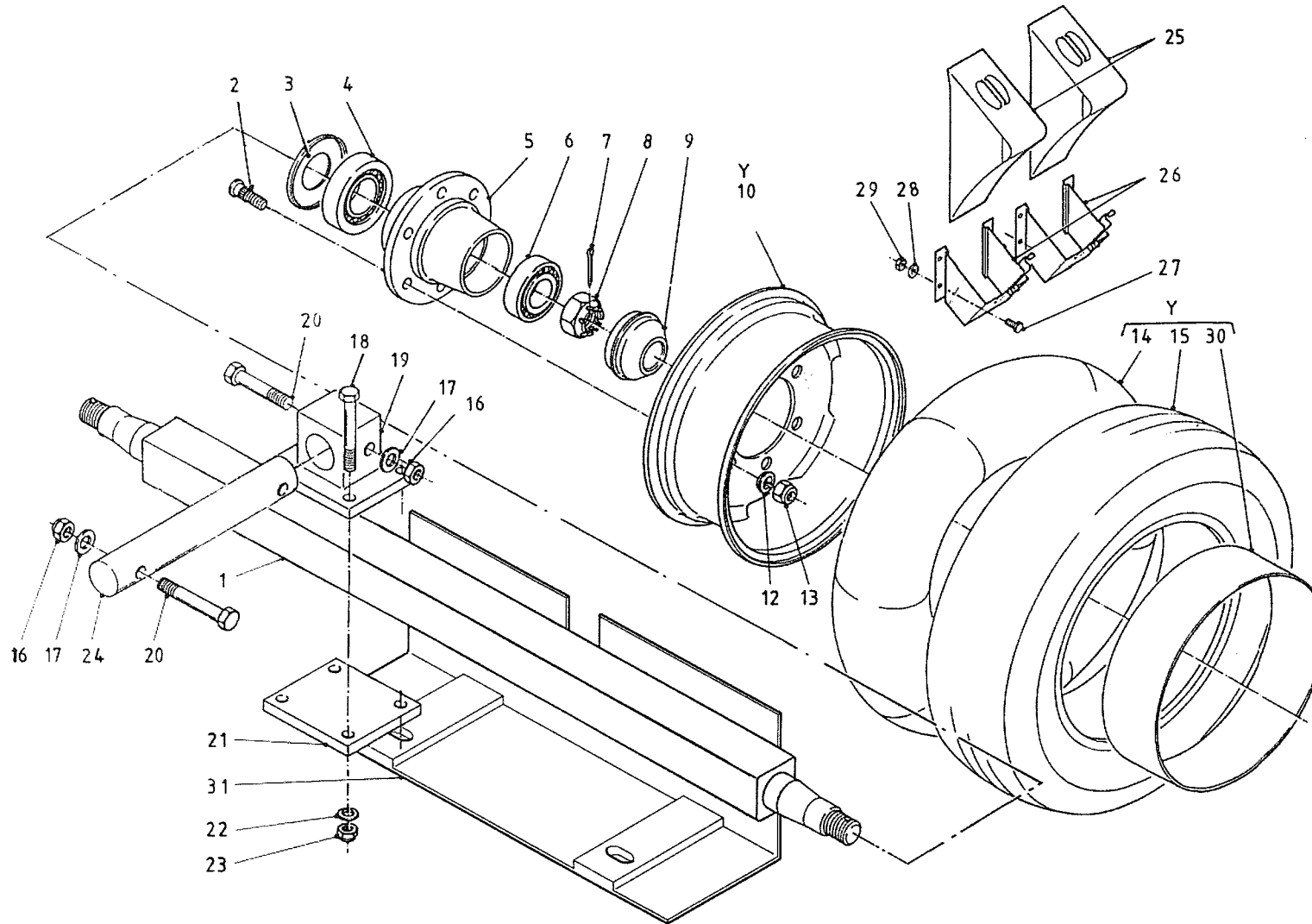
Afbeelding 6: Dissel achterlossend / zijlossend  
 Abbildung 6: Deichsel Entleerung Hinten / Seitlich  
 Figure 6: Drawbar rear and side discharge



bestelnummer	ordernummer	Num. à commander	Bestellnummer
33	84202	4	M6 x 60
34	40596	1	
35	91143	1	
36	86206	4	M6
37	40595	1	
38A	27724	1	Rechts
38B	28215	1	Links
39	85010	1	M10
40	86210	1	M10
41	84174	1	M10 x 80 x 14
42	65075	1	
43	24446	2	
44	85106	6	M6
45	27702	2	
46	90171	2	
47	12124	1	
48	12481	1	
49	79085	1	L=6500
50	12116	1	
51	84705	4	6.3 x 13
52	80835	1	M8 x 35
53	85107	2	M6
54	32449	1	
55	84470	4	M20 x 45 8.8
X	79094	1	L=3800

92177/5

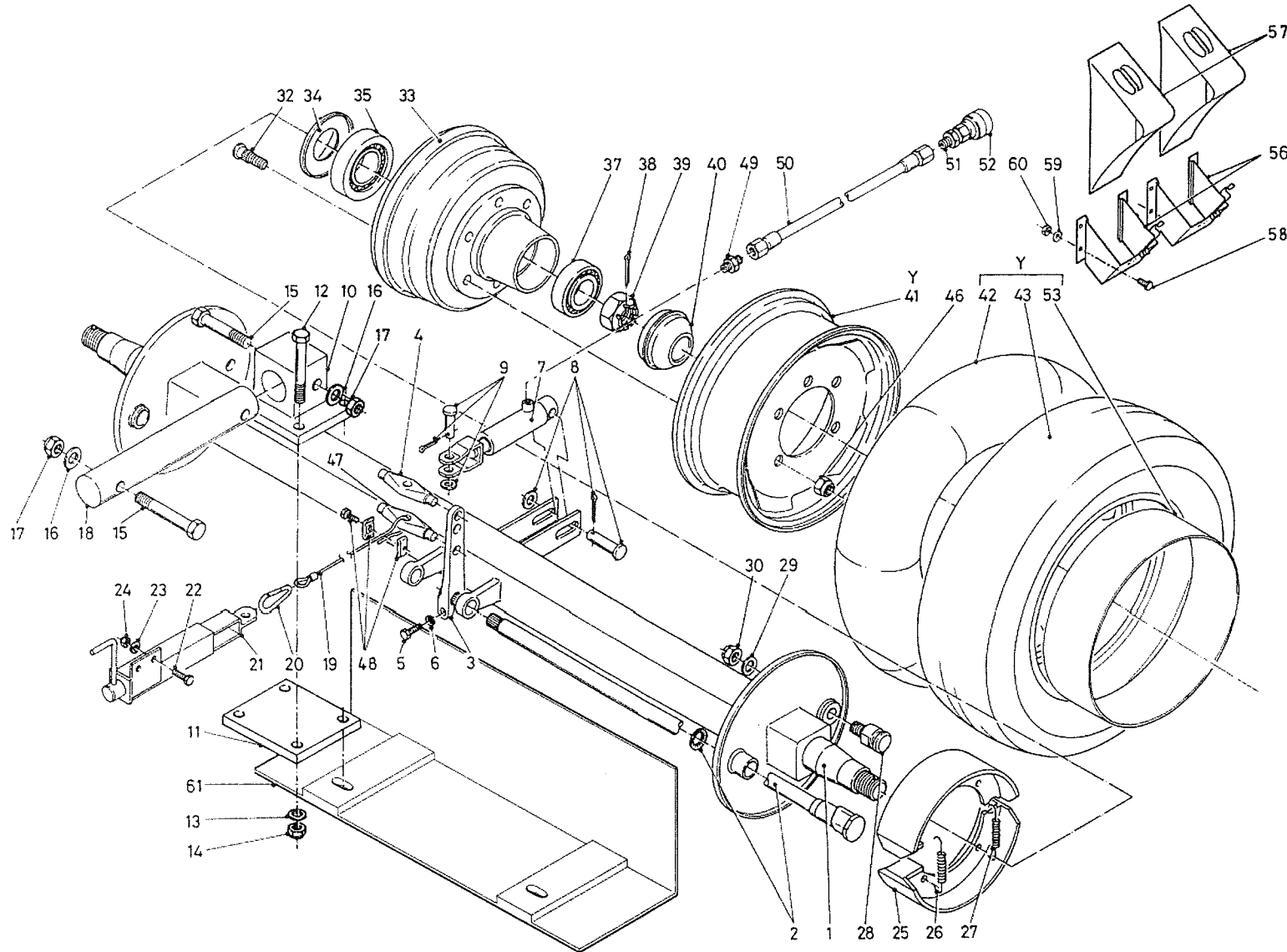
Afbeelding 7: Wielas ongeremd  
 Abbildung 7: Radachse ohne Bremsanlage  
 Figure 7: Unbraked wheelaxle



bestelnummer		ordernummer	
Num. à commander		Bestelnummer	
1	90788	1	L=1500
2	84939	12	M18 x 1.5 L=60/65
3	90790	2	
4	70149	2	30213
5	90787	2	
6	70137	2	32210
7	90758	2	
8	90789	2	
9	90791	2	
10	90749	2	10 x 14,5 161
12	90521	12	
13	90519	12	M18 x 1,5 H=18
14	90751	2	700-15
15	90750	2	30/11,5 x 14,5
16	86220	4	M20
17	85120	4	M20
18	81615	8	M16 x 140 10.9
19	12457	2	
20	82013	4	M20 x 130 12.9
21	27114	2	
22	85116	8	M16
23	86516	8	M16
24	32000	2	
25	90402	2	
26	90403	2	
27	80821	8	M8 x 20
28	85108	16	M8
29	86208	8	M8
30	90752	2	30/11,5 x 14,5
31A	12611	1	→  03
31B	13354	1	→ 04
Y	90748	2	30/11,5 x 14,5

92177/5

Afbeelding 8: Wielas met hydraulisch remsysteem  
 Abbildung 8: Radachse mit hydraulischer Bremse  
 Figure 8: Wheelaxle with hydraulic brakes

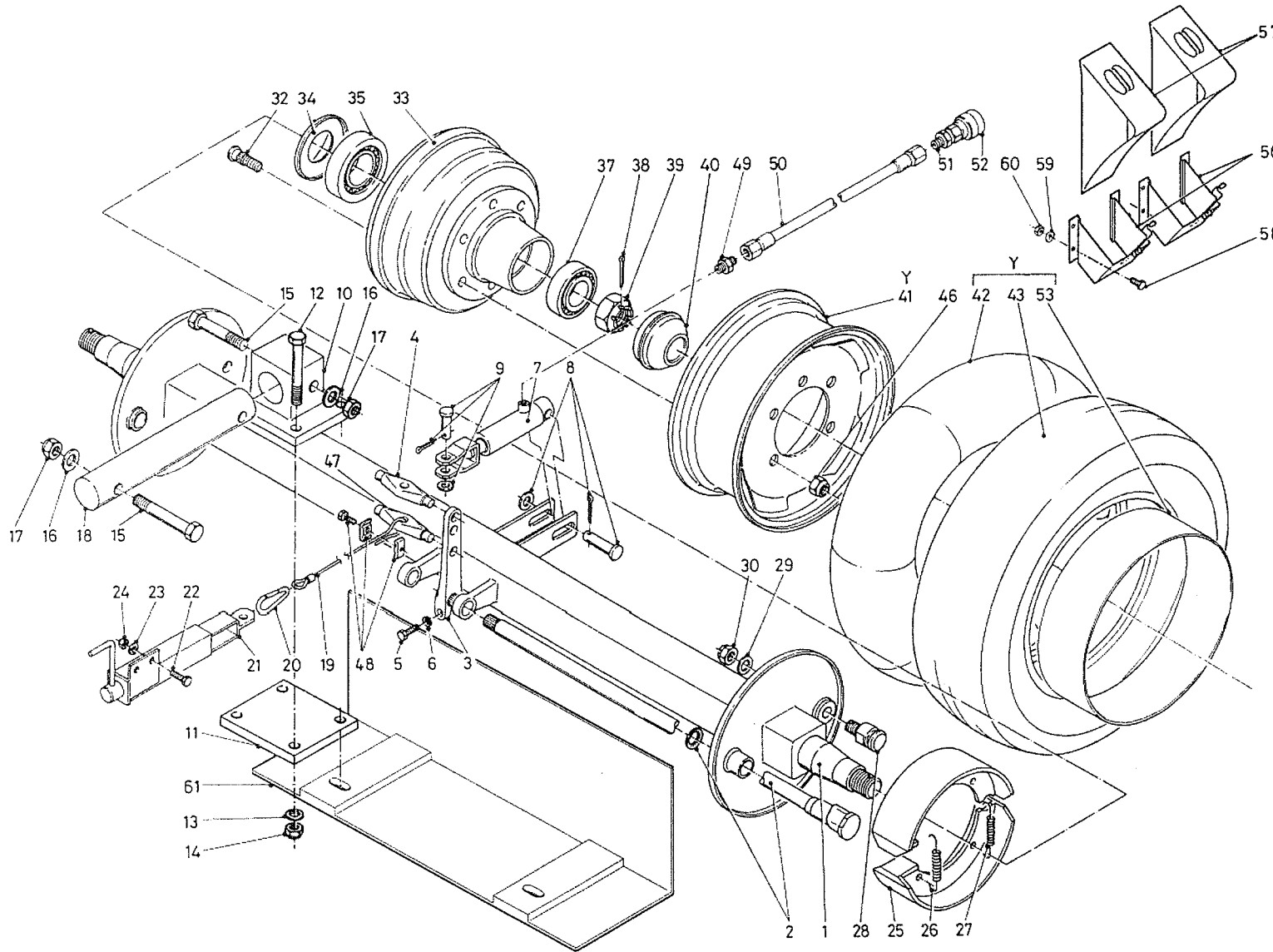


bestelnummer	ordernummer	Num. à commander	Bestellnummer
1	90754	1	L=1500
2	90761	2	
3	90760	2	
4	90506	1	
5	80845	2	M8 x 45
6	86108	2	M8
7	51110	1	
8	90514	1	
9	90515	1	
10	12457	2	
11	27114	2	
12	81615	8	M16 x 140 10.9
13	85016	8	M16
14	86516	8	M16
15	82013	4	M20 x 130 12.9
16	85120	4	M20
17	86220	4	M20
18	32000	2	
19	79092	1	L=2300
20	39139	1	
21	11997	1	
22	81031	2	M10 x 30
23	85110	2	M10
24	86210	2	M10
25	90762	4	
26	90767	2	
27	90768	2	
28	90763	2	
29	90765	2	
30	90764	2	
32	84944	12	M18 x 1.5 L=74
33	90755	2	
34	90756	2	
35	70148	2	32013X
37	70056	2	30208
38	90758	2	
39	90757	2	
40	90759	2	
41	90749	2	10 x 14.5 161
42	90751	2	7.00-15
43	90750	2	30/11,5 x 14,5



92177/5

Afbeelding 8: Wielas met hydraulisch remsysteem  
 Abbildung 8: Radachse mit hydraulischer Bremse  
 Figure 8: Wheelaxle with hydraulic brakes

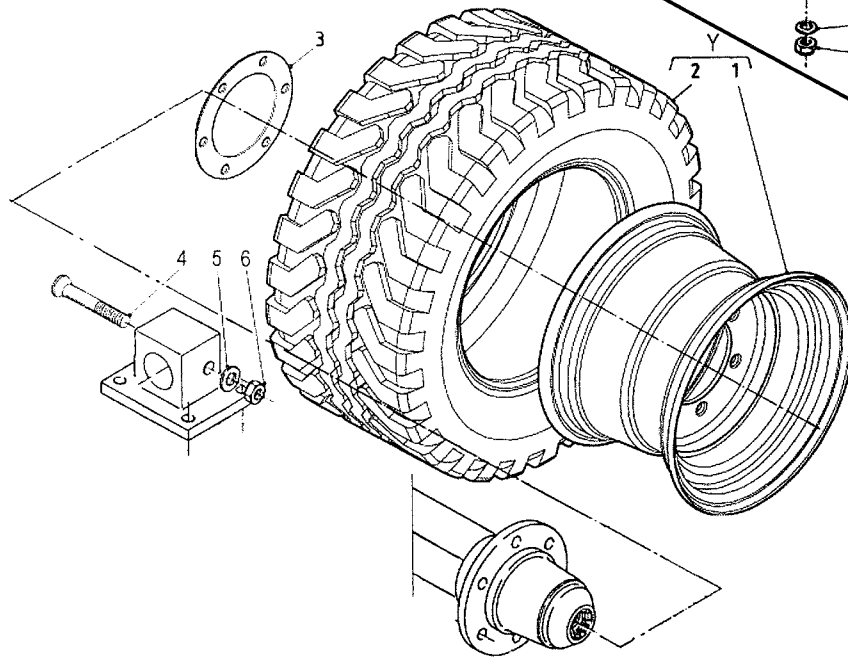
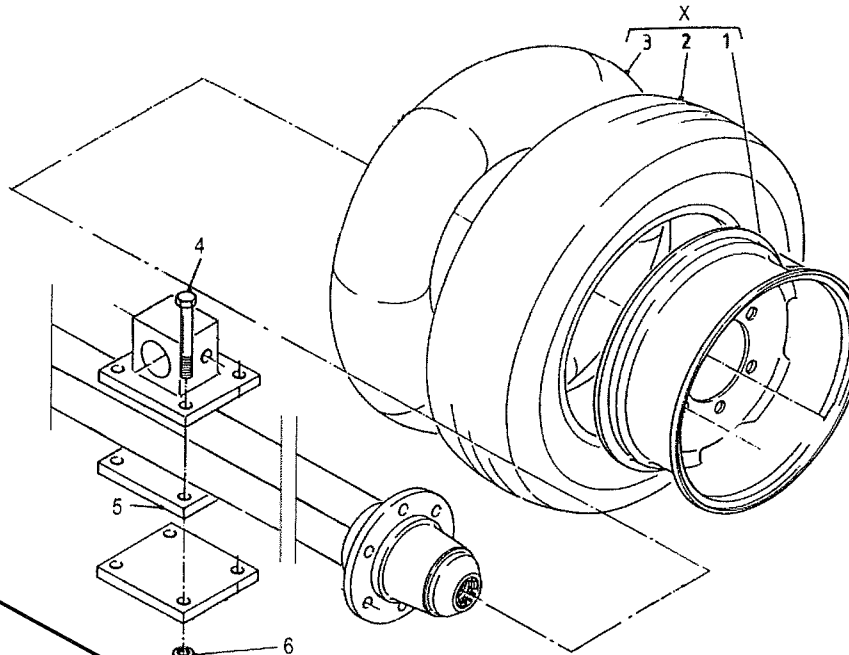


bestelnummer	ordernummer	Num. à commander	Bestellnummer
46	86935	12	M18 x 1.5 H=22
47	31747	1	
48	90430	1	
49	X50124	1	
50	W50956	1	¼" 4200 RH
51	X50114	1	
52	53327	1	
53	90752	2	30/11,5 x 14,5
56	90403	2	
57	90402	2	
58	80821	8	M8 x 20
59	85108	16	M8
60	86208	8	M8
61A	12611	1	→ 03
61B	13354	1	→ 04
Y	90748	2	30/11,5 x 14,5

92177/5

Afbeelding 9: Speciale wielen  
 Abbildung 9: Spezielle Räder  
 Figure 9: Special wheels

11.5/80 R15.3



350/50 R16

bestelnummer  
 ordernummer  
 Num. à commander  
 Bestellnummer

**11.5/80 R15.3**

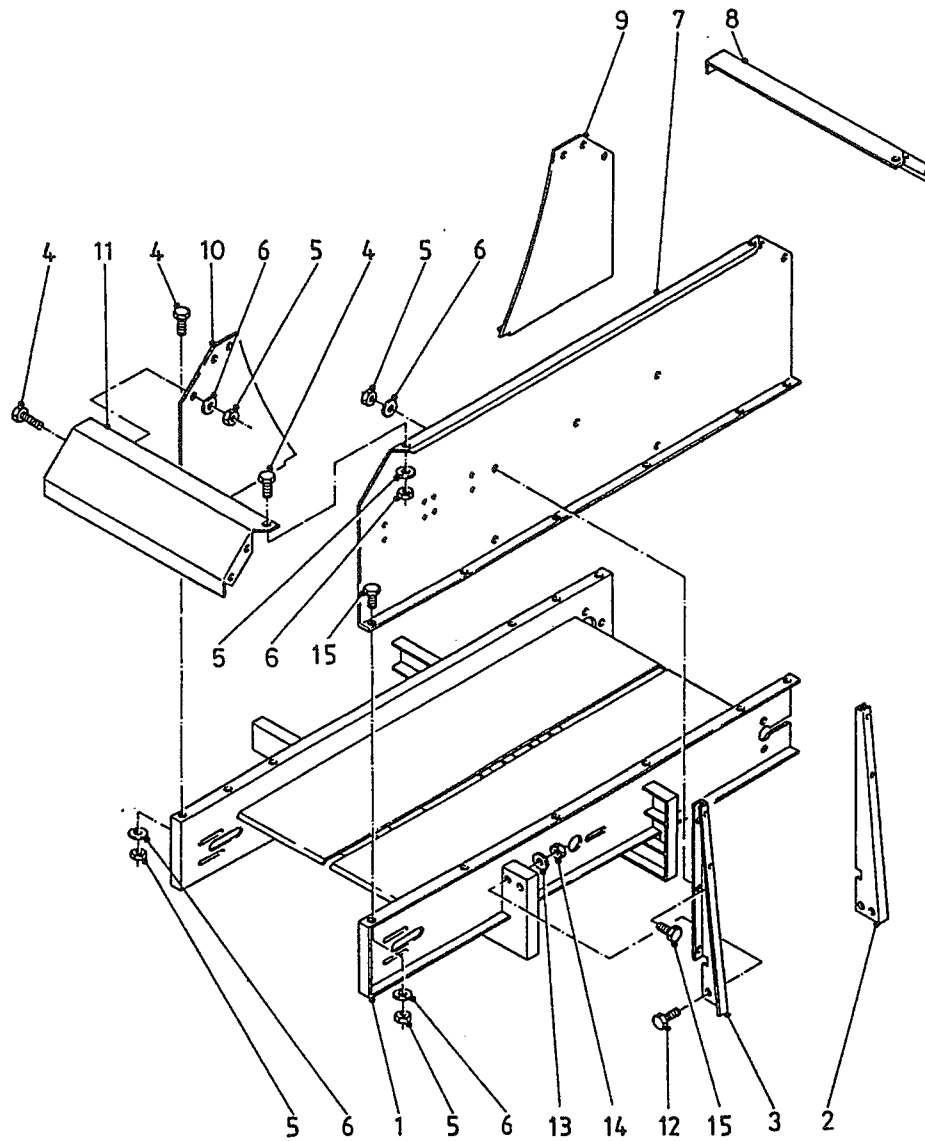
1	94008	2	9 x 15,3
2	94009	2	11,5/80 R15.3
3	94010	2	9 x 15.3
4	81620	8	M16 x 200
5	28988	2	H=40
6	85116	8	M16
7	86216	8	M16
X	90984	2	11.5/80 R15.3

**350/50 R16**

1	94201	2	11 x 16
2	94202	2	350/50 R 16 Flot
3	29944	2	
4	84208	4	M20 x 140 10.9 DIN 7991
5	85120	4	M20
6	86220	4	M20
Y	94037	2	350/50 R16 Flot

92177/5

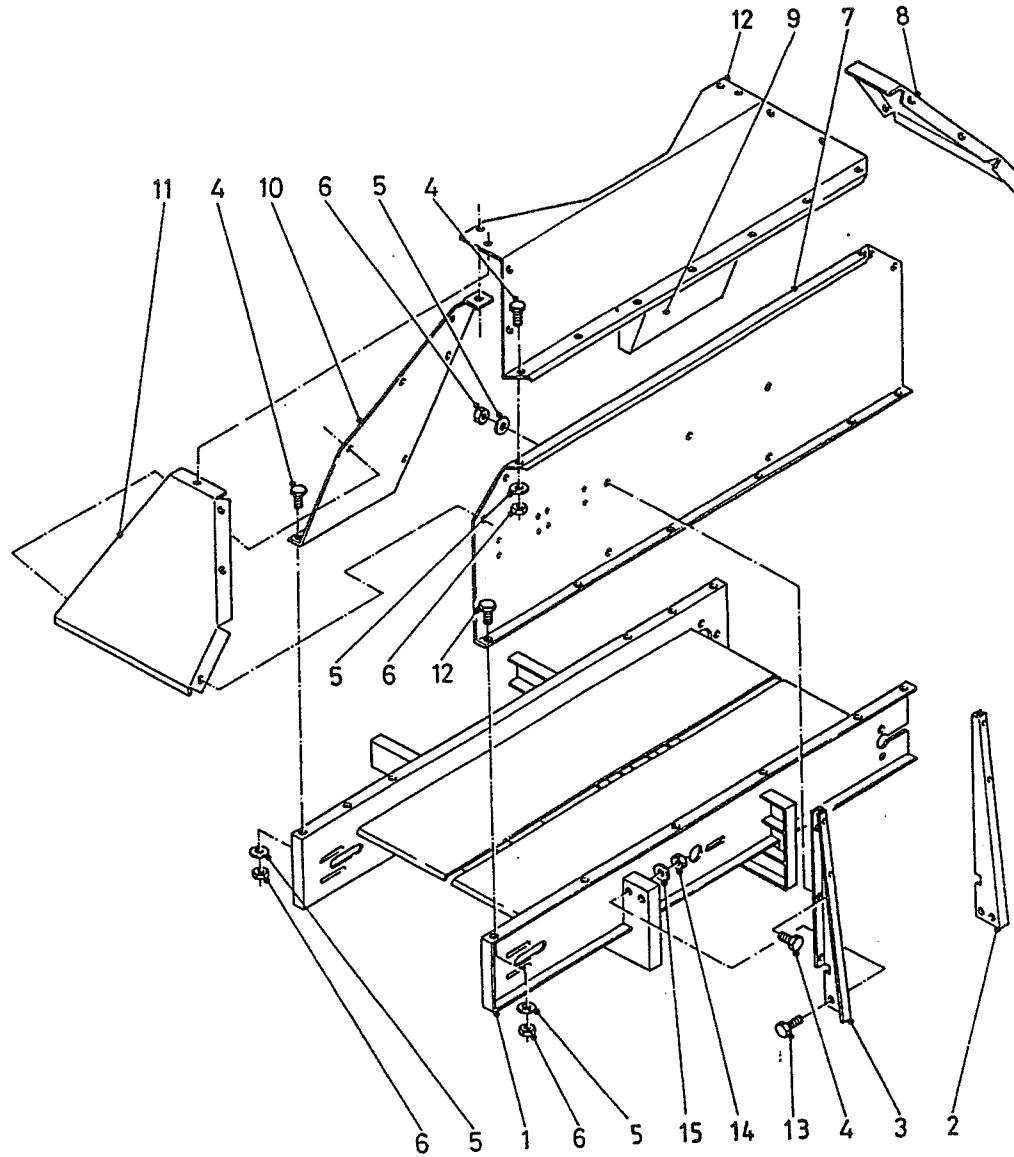
Afbeelding 10A: Dwarsbandframe voorlossend  
 Abbildung 10A: Querförderbandrahmen Entleerung Vorne  
 Figure 10A: Frame side conveyor front discharge



bestelnummer			
ordernummer			
Num. à commander			
Bestellnummer			
1	12455	1	
2	27039	1	
3	27038	1	
4	80816	25	M8 x 16
5	86208	31	M8
6	85108	31	M8
7	27054	1	
8	27050	1	
9	27053	1	
10	27052	1	
11	27051	1	
12	81646	4	M16 x 45
13	85116	4	M16
14	86216	4	M16
15	80821	12	M8 x 20

92177/5

Afbeelding 10B: Dwarsbandframe achterlossend  
 Abbildung 10B: Querbänderbandrahmen Entleerung Hinten  
 Figure 10B: Frame side conveyor rear discharge

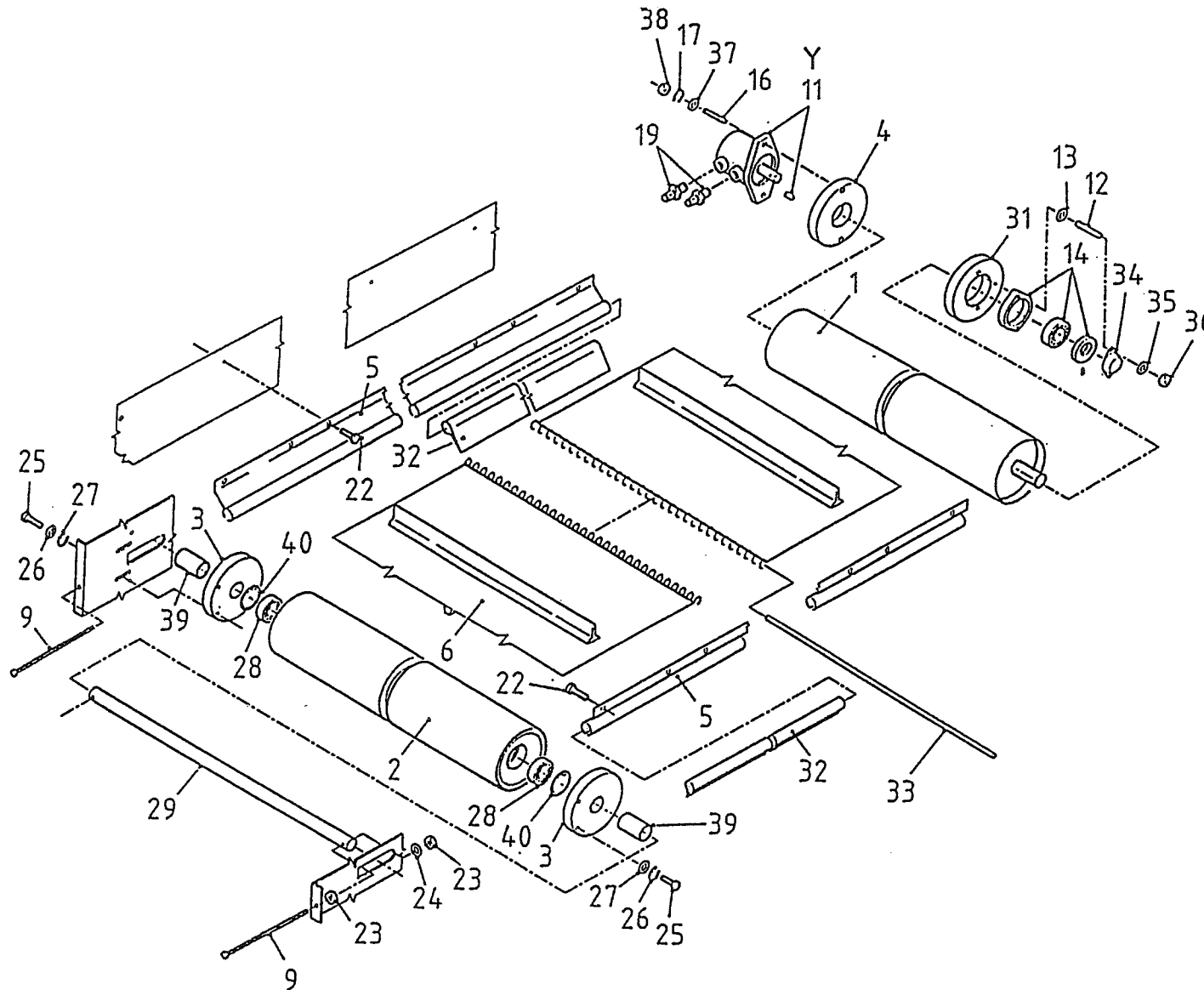


bestelnummer  
 ordernummer  
 Num. à commander  
 Bestellnummer

1	12455	1	
2	27039	1	
3	27038	1	
4	80816	46	M8 x 16
5	86208	46	M8
6	85108	46	M8
7	27054	1	
8	40567	1	
9	40566	1	
10	40565	1	
11	40568	1	
12	40564	1	
13	81646	4	M16 X 45
14	85116	4	M16
15	86216	4	M16

92177/5

Afbeelding 11: Dwarsband (voor- en achterlossend)  
 Abbildung 11: Querförderband (Dosierung Vorne und Hinten)  
 Figure 11: Side conveyor (Front and rear discharge)



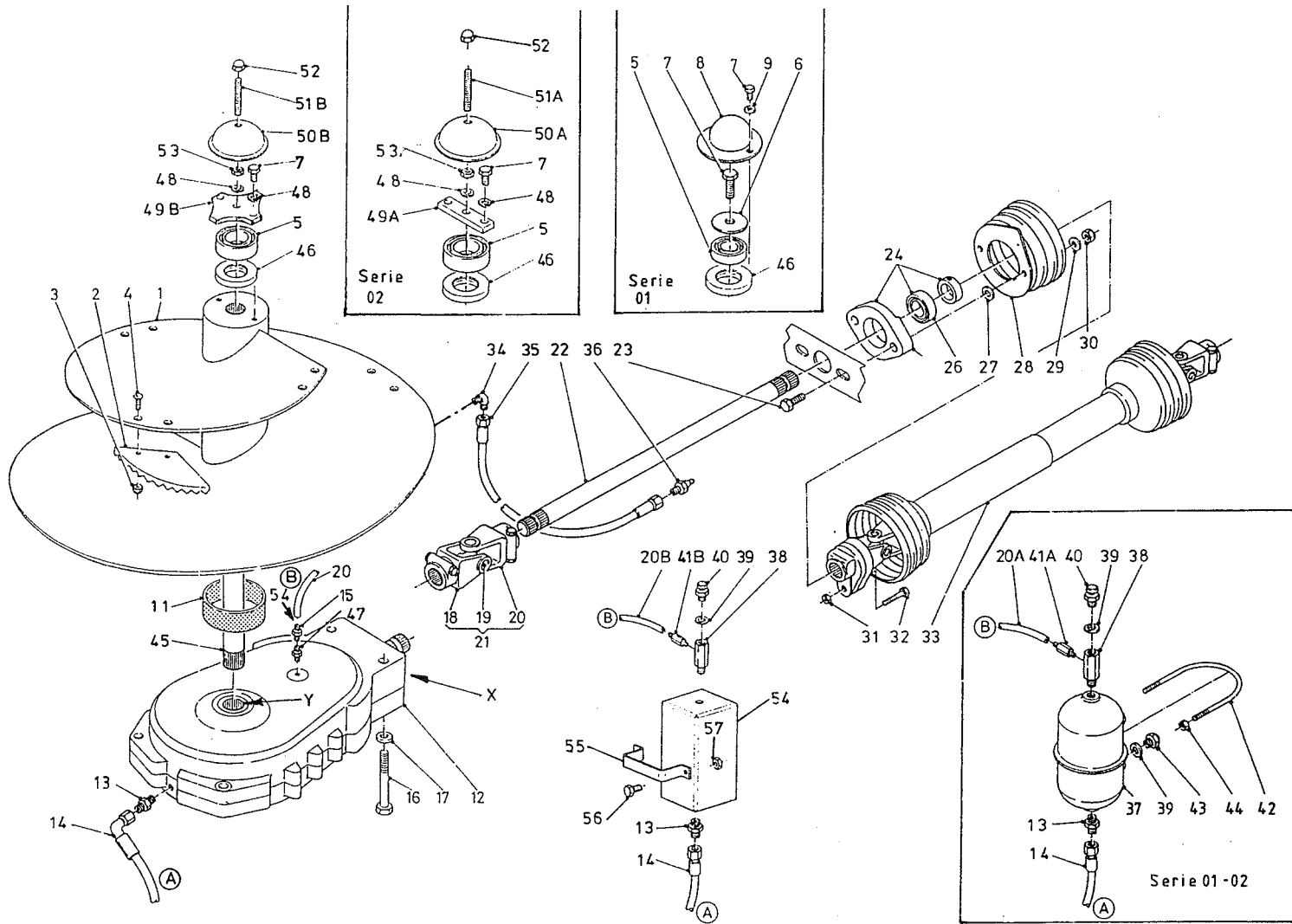
bestelnummer  
 ordernummer  
 Num. à commander  
 Bestellnummer

1	11940	1	
2	11979	1	
3	60290	2	
4	31709	1	
5	90745	2	L=1980
6	60334	1	L=4000
9	81223	2	M12 x 180
11A	51083	1	White 127 cc
11	51130	1	Danfoss 127 cc
11C	51129	1	Sam 128 cc
12	84176	2	M8 x 60
13	85008	2	M8
14	70084	1	
16	84108	2	M12 x 60
17	85012	2	M12
19	X50117	2	
22	84717	18	M6 x 12
23	86112	2	M12
24	85112	2	M12
25	81031	4	M10 x 30
26	85010	4	M10
27	85113	4	M10
28	70010	2	
29	25200	1	
31	32190	1	
32	60333	2	L=1980
33	25739	1	
34	23304	1	
35	85108	2	M8
36	86208	2	M8
37	85112	2	M12
38	86212	2	M12
39	25207	2	L=53
40	87162	2	J62 x 2.0
Y	05356	1	White
Y	05169	1	Danfoss
Y	05358	1	Sam



92177/5

Afbeelding 12A: Mengvijzel en aandrijving  
 Abbildung 12A: Schnecke und Antrieb  
 Figure 12A: Auger and drive system

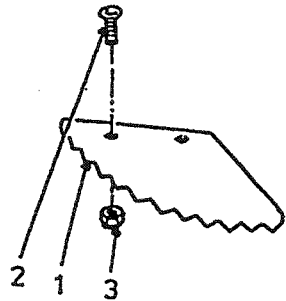


bestelnummer		ordernummer	
Num. à commander		Bestellnummer	
36	89518	1	
37	90443	1	
38	50176	1	
39	85215	3	
40	90567	1	
41A	50197	1	Ø6
41B	50285	1	Ø8
42	84191	1	
43	90566	1	
44	86206	2	M6
45A	32044	1	L=1043 7m³
45B	31900	1	L=1276 9m³
46	70145	1	
47	50194	1	
48	85016	3	M16
49A	27937	1	serie 02
49B	29298	1	→ 03
50A	27690	1	serie 02
50B	29299	1	→ 03
51A	84001	1	M16 x 140 serie 02
51B	84072	1	M16 x 120  → 03
52	86937	1	M16
53	86116	1	M16
54	90974	1	
55	28845	1	
56	80831	2	M8 x 30
57	86208	2	M8
X	70161	1	40 x 70 x 10
Y	70156	1	100 x 130 x 12

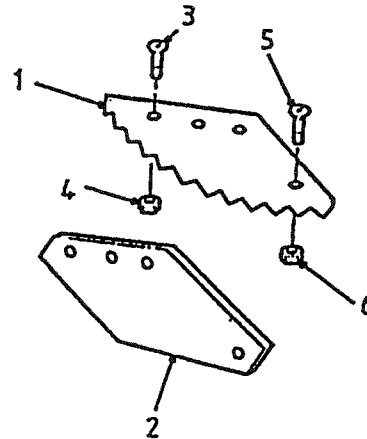
92177/5

Afbeelding 12B : Vijzelmessen  
 Abbildung 12B : Schneckenmesser  
 Picture 12B : Augerknives

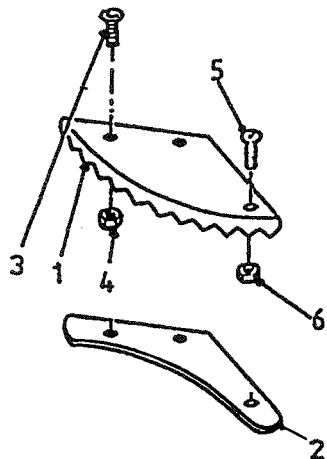
Standaard L=350



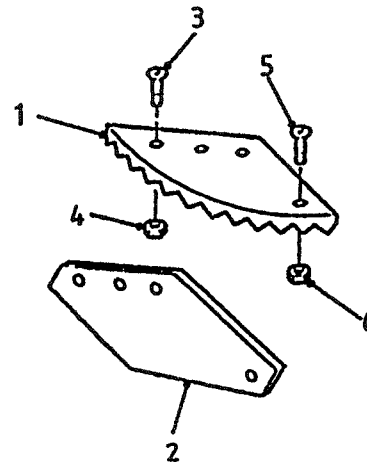
Standaard L=550



L=350 + TC



L=550 + TC



bestelnummer  
 ordernummer  
 Num. à commander  
 Bestellnummer

Standaard

1	31841	1	
2	84121	2	M16 x 45
3	86216	2	M16

L = 350 + TC

1	32354	1	TC
2	29291	1	
3	84188	2	M16 x 55
4	86216	2	M16
5	84125	1	M8 x 25
6	86208	1	M8

L = 550

1	31639	1	
2	31640	1	
3	84188	3	M16 x 55
4	86216	3	M16
5	84125	1	M8 x 25
6	86208	1	M8

L = 550 + TC

1	31639	1	TC
2	31640	1	
3	84188	3	M16 x 55
4	86216	3	M16
5	84125	1	M8 x 25
6	86208	1	M8

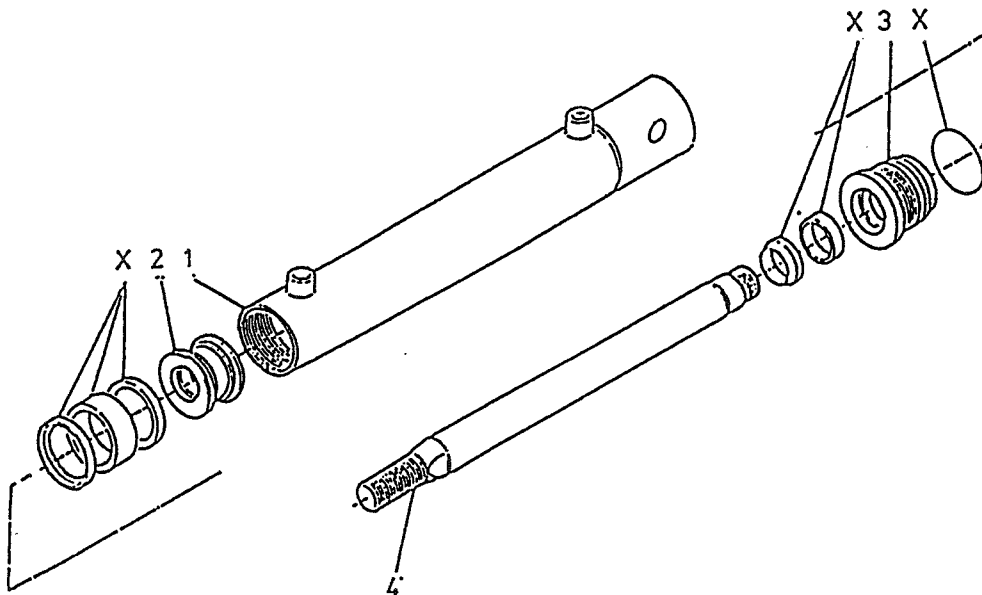


92177/5

Afbeelding 13: Doseerklapcilinder

Abbildung 13: Auswurfschiebezylinder

Figure 13: Slide cilinder



bestelnummer  
ordernummer  
Num. à commander  
Bestellnummer

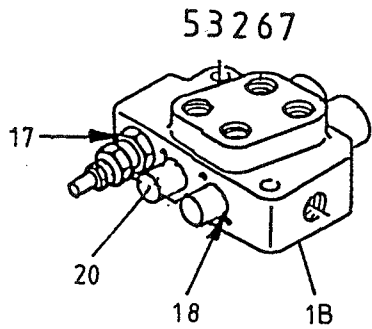
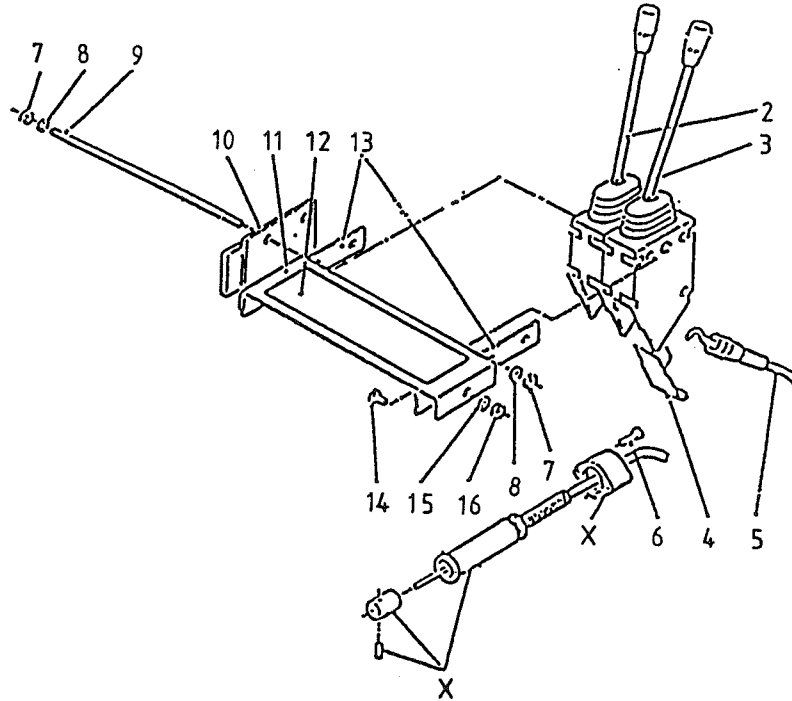
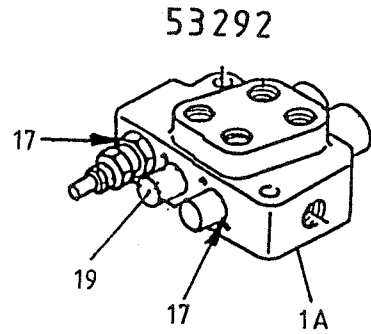
51174

1	12548	1
2	30860	1
3	31460	1
4	32045	1
X	05309	1

92177/5

Afbeelding 14: Mechanisch bediening VL/AL machines en ventielset ZK  
 Abbildung 14: Mechanische Fernbedienung VL/AL und Ventilsatz ZK maschinen  
 Figure 14: Mechanical remote control VL/AL machines and valvekit ZK machines

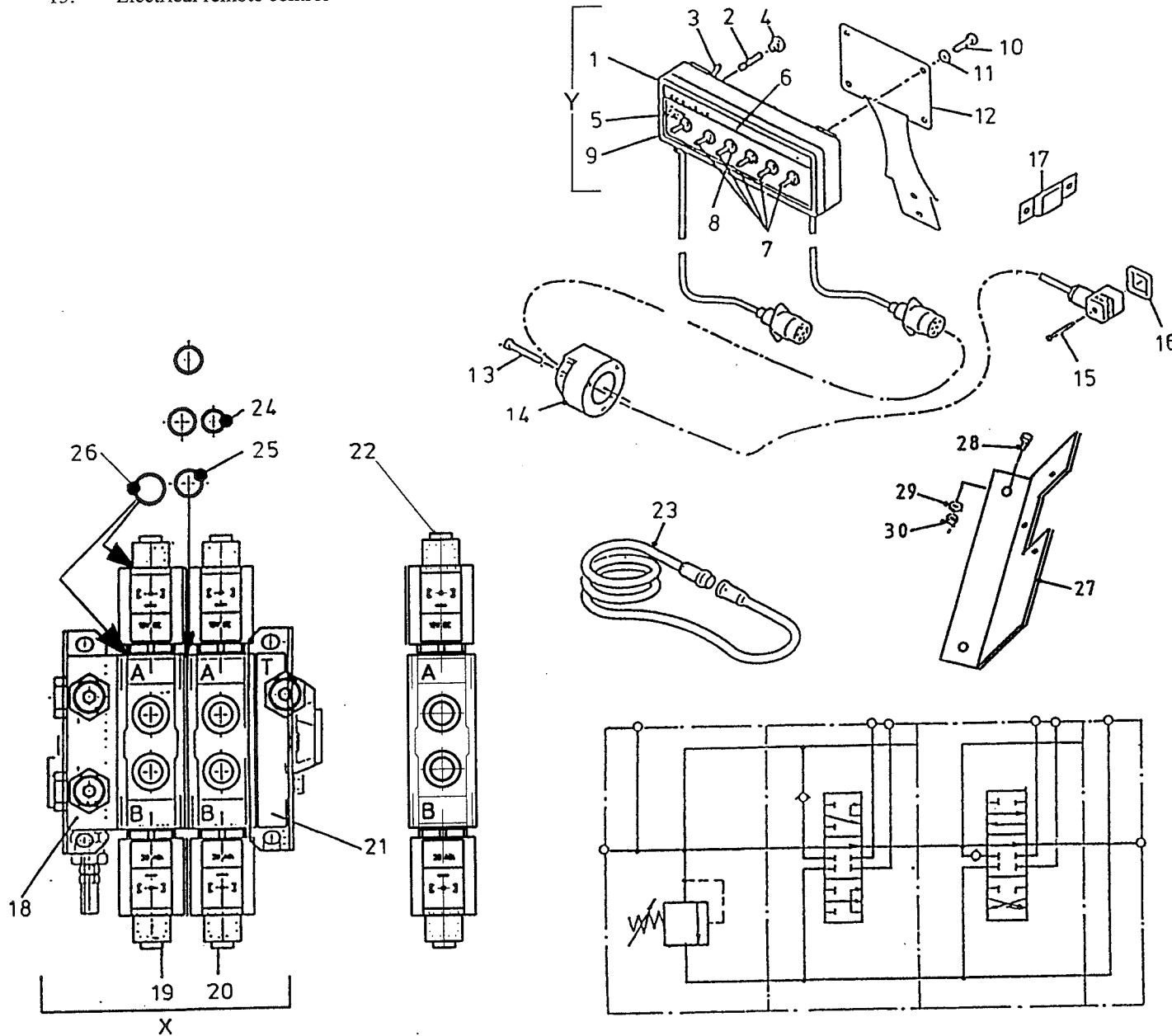
bestelnummer  
 ordernummer  
 Num. à commander  
 Bestellnummer



1A	53292	1	2H VL
1B	53267	1	2H ZK
2	53129	1	
3	53127	1	
4	60210	2	
5A	79059	2	L=2600 VL
5B	79060	2	L=3000 ZK/AL
6	84480	4	M6 x 45
7	86206	6	M6
8	85106	6	M6
9	84042	3	M6 x 120
10	11139	1	
11	23167	1	
12	91237	1	
13	22244	2	
14	80816	2	M8 x 16
15	85108	2	M8
16	86208	2	M8
17	78128	2	17,86 x 2.62/70
18	78126	4	15,08 x 2.62/70
19	53436	2	
20	53430	2	
X	53231	2	

92177/5

Afbeelding 15: Elektrische afstandsbediening  
 Abbildung 15: Elektrische Fernbedienung  
 Figure 15: Electrical remote control

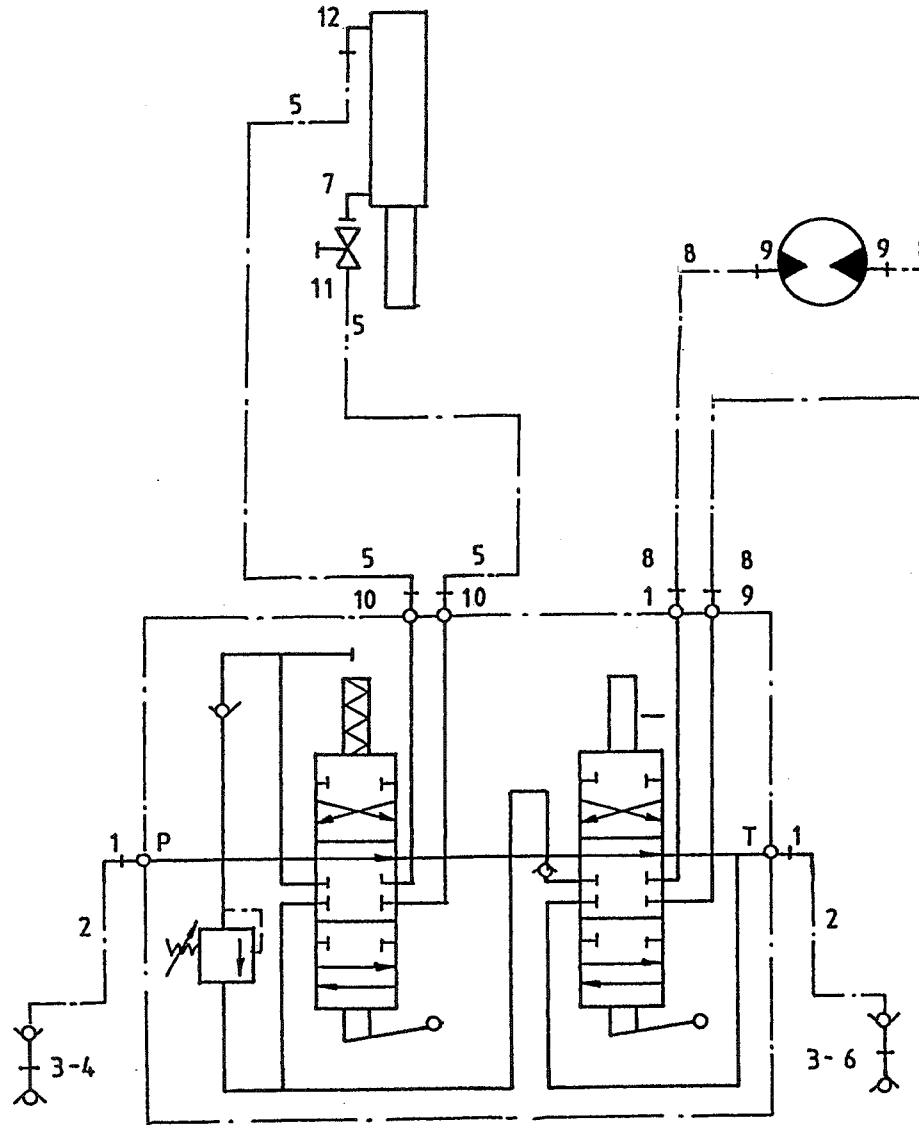


bestelnummer  
 ordernummer  
 Num. à commander  
 Bestellnummer

1	98195	1	
2	98053	1	
3	98054	1	
4	98052	1	
5	98051	1	
6	91015	1	
7	98113	5	
8	98056	6	
9	98206	1	
10	84717	4	M6 x 12
11	85106	4	M6
12	40420	1	
13	84476	3	M5 x 30
14	98147	1	
15	84711	4	M3 x 35
16	60180	4	
17	24644	1	
18	53404	1	
19	53408	1	
20	53425	1	
21	53407	1	
22	53405	1	
23	98150	1	
24	78122	3	17,17 x 1.78/70
25	78133	9	14 x 1.78/70
26	78062	4	18,77 x 1.78/70
27	28852	1	
28	80810	2	
29	85108	2	M8
30	86208	2	M8
X	53426	1	
Y	98194	1	Complete

92177/5

Afbeelding 16A : Slangenschema voorlossende machine  
 Abbildung 16A : Hydraulik Plan Entleerung Vorne  
 Figure 16A : Hydraulics front discharge

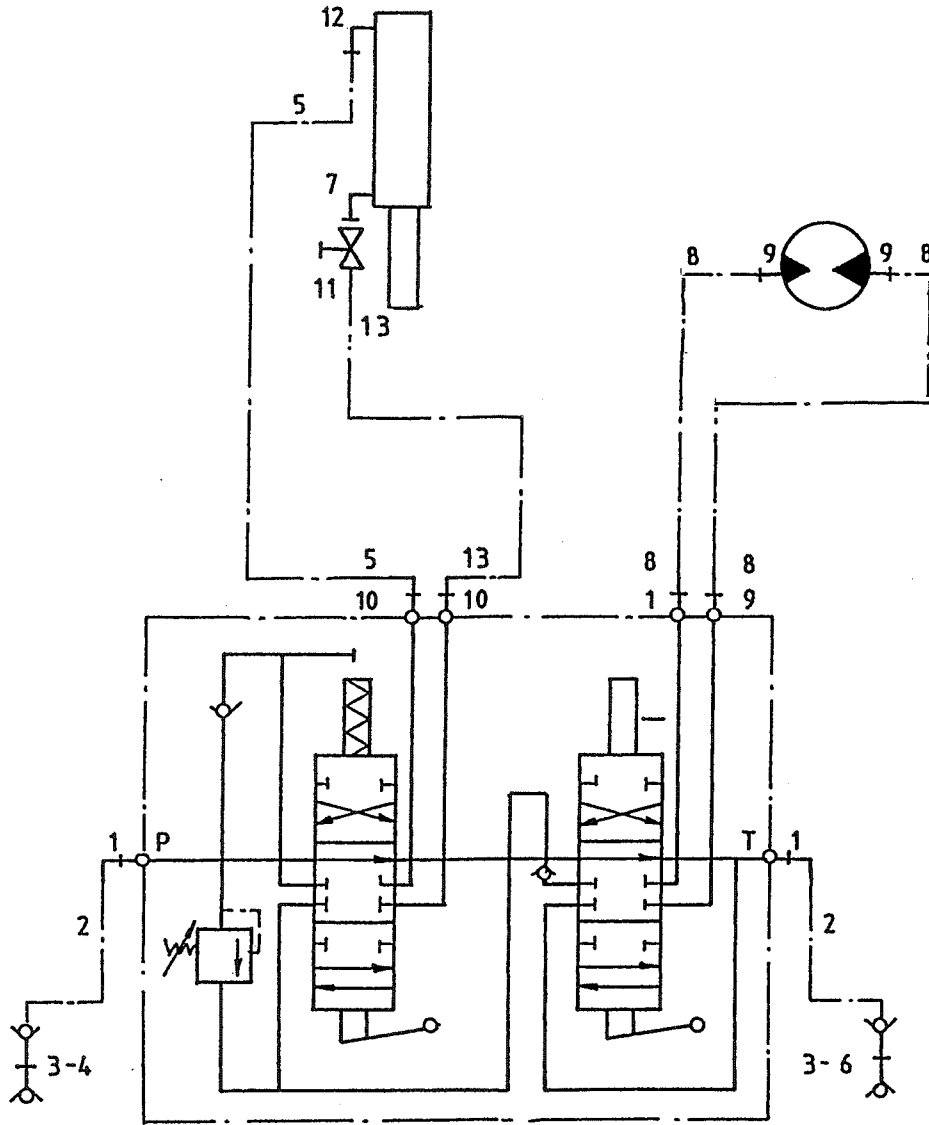


bestelnummer  
 ordernummer  
 Num. à commander  
 Bestellnummer

1	X50102	3	
2	W50726	2	½" 2000 RH
3	53301	2	
4	53303	1	Rood
5	W50745	2	¼" 4600 RR
6	53326	1	Blauw
7	50107	1	
8	W50643	2	½" 2500 RH
9	X50117	3	
10	X50114	2	
11	51027	1	
12	X50107	1	

92177/5

Afbeelding 16B : Slangenschema achterlossende machine  
 Abbildung 16B : Hydraulik Plan Entleerung Hinten  
 Figure 16B : Hydraulics rear discharge



bestelnummer  
 ordernummer  
 Num. à commander  
 Bestellnummer

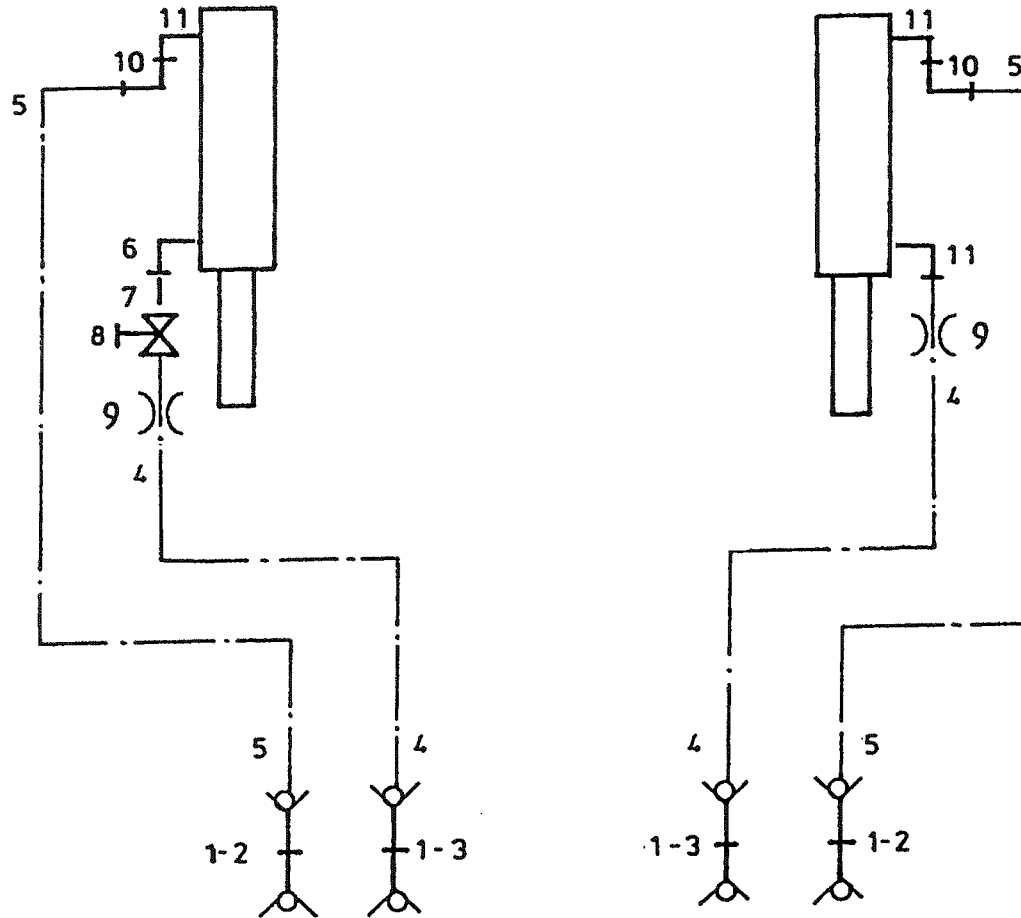
1	X50102	3	
2	W50643	2	½" 2500 RH
3	53301	2	
4	53303	1	Rood
5	W50974	1	¼" 5800 RR
6	53326	1	Blauw
7	50107	1	
8	W50687	2	½" 3000 RR
9	X50117	3	
10	X50114	2	
11	51027	1	
12	X50107	1	
13	W50961	1	¼" 5100 RR

92177/5

Afbeelding 16C : Slangenschema rechtstreekse tractoraansluiting

Abbildung 16C : Hydraulik Plan direktanschluß zum Schlepper

Figure 16C : Hydraulics side discharge



bestelnummer

ordernummer

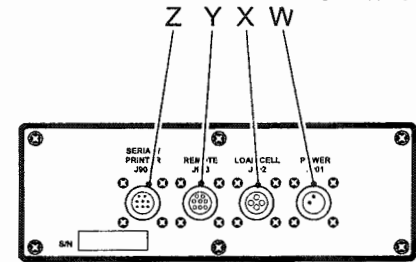
Num. à commander

Bestellnummer

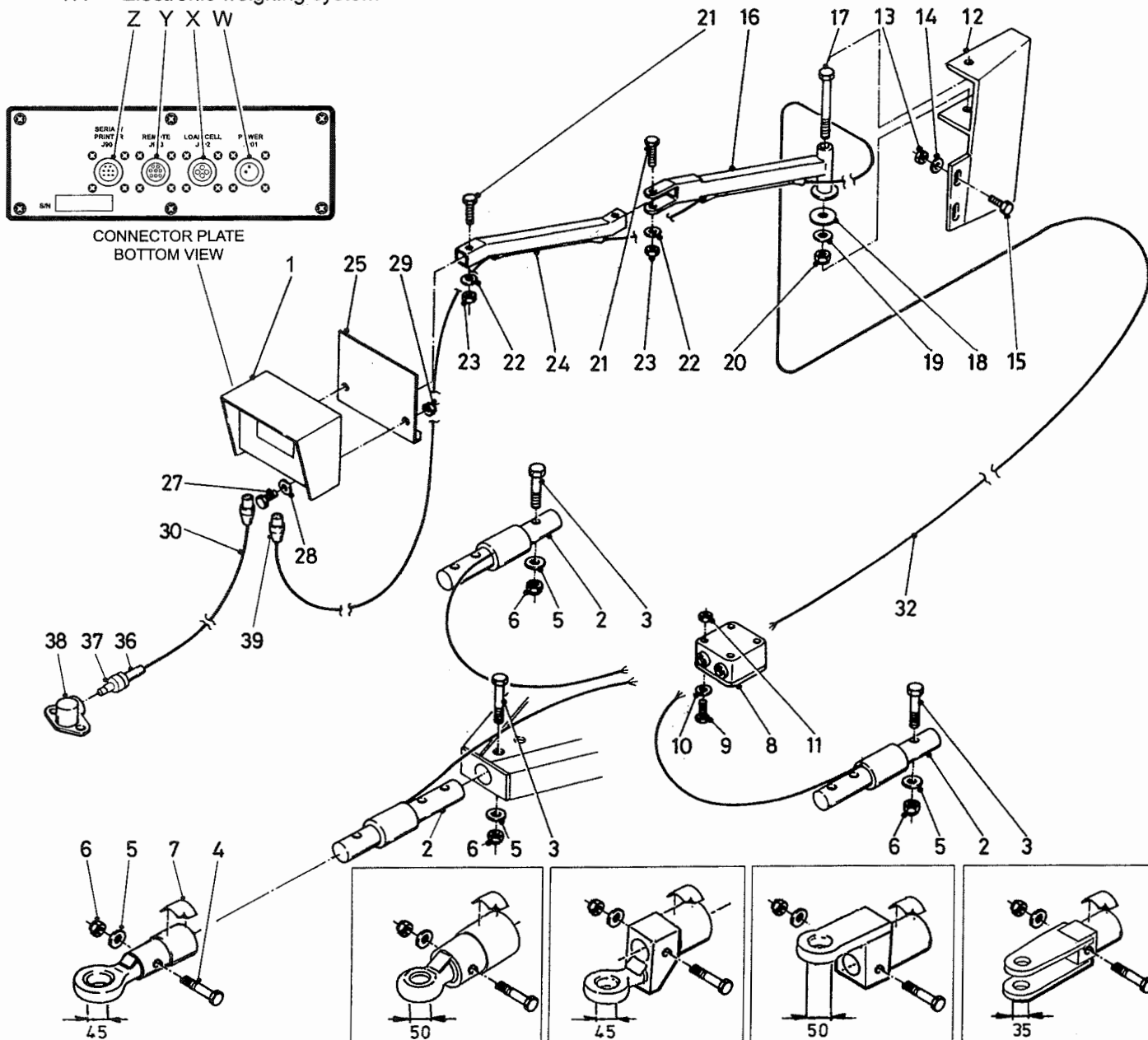
1	53016	4	
2	53303	2	Rood
3	53326	2	Blauw
4A	W50920	2	1/4" 6500 RR
4B	W52632	2	1/4" 7250 RR USA
5A	W50974	2	1/4" 5800 RR
5B	W50920	2	1/4" 6500 RR USA
6	50107	1	
7	52654	1	
8	51027	1	
9	30726	2	Ø 0,8
10	X50147	2	
11	X50107	3	

92177/5

Afbeelding 17: Elektronisch weegsystem  
 Abbildung 17: Elektronische Waage  
 Figure 17: Electronic weighing system



CONNECTOR PLATE  
BOTTOM VIEW

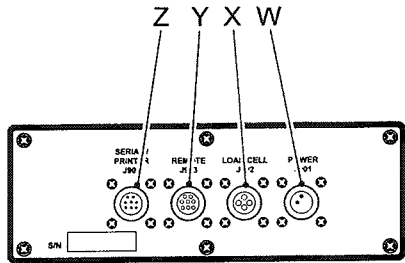


bestelnummer  
 ordernummer  
 Num. à commander  
 Bestellnummer

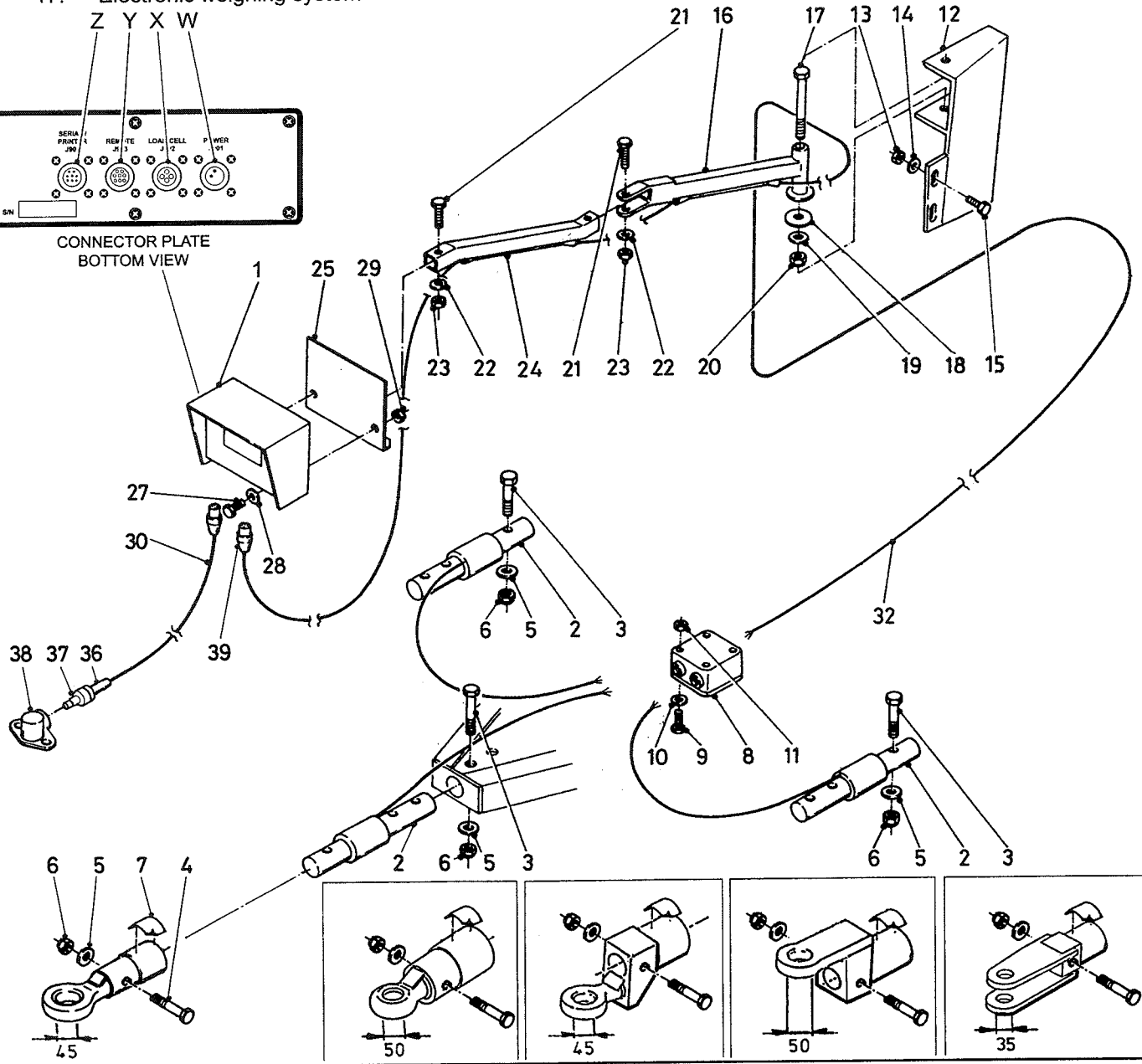
1A	94007	1	EZ2000
1B	90977	1	EZ2000V
1C	94028	1	EZ2000 R/S
1D	94029	1	EZ2000V R/S
1E	94075	1	EZ3200
1F	94076	1	EZ3200V
1G	94077	1	EZ3200 R/S
1H	94078	1	EZ3200V R/S
2	90743	3	Ø54
3	82013	3	M20 x 130 12.9
4	82014	1	M20 x 140 12.9
5	85020	4	M20
6	86220	4	M20
7	91216	1	
8	90482	1	
9	84445	4	M5 x 20
10	85105	4	M5
11	86205	4	M5
12	12480	1	VL
13	86208	2	M8
14	85108	2	M8
15	80826	2	M8 x 25
16A	12037	1	VL
16B	12624	1	AL+ZK
17	81653	1	M16 x 150
18	60298	1	VL
19	85116	1	M16
20	86216	1	M16
21	81060	2	M10 x 60
22	85110	2	M10
23	86210	2	M10
24A	12036	1	VL
24B	12625	1	AL+ZK
25	12038	1	
27	80621	2	M6 x 20
28	85106	2	M6
29	86206	2	M6
30	90483	1	L=3000
32	90719	1	L=5000
36	98239	1	
37	98328	1	
38	98237	1	

92177/5

Afbeelding 17: Elektronisch weegsystem  
 Abbildung 17: Elektronische Waage  
 Figure 17: Electronic weighing system



CONNECTOR PLATE  
BOTTOM VIEW



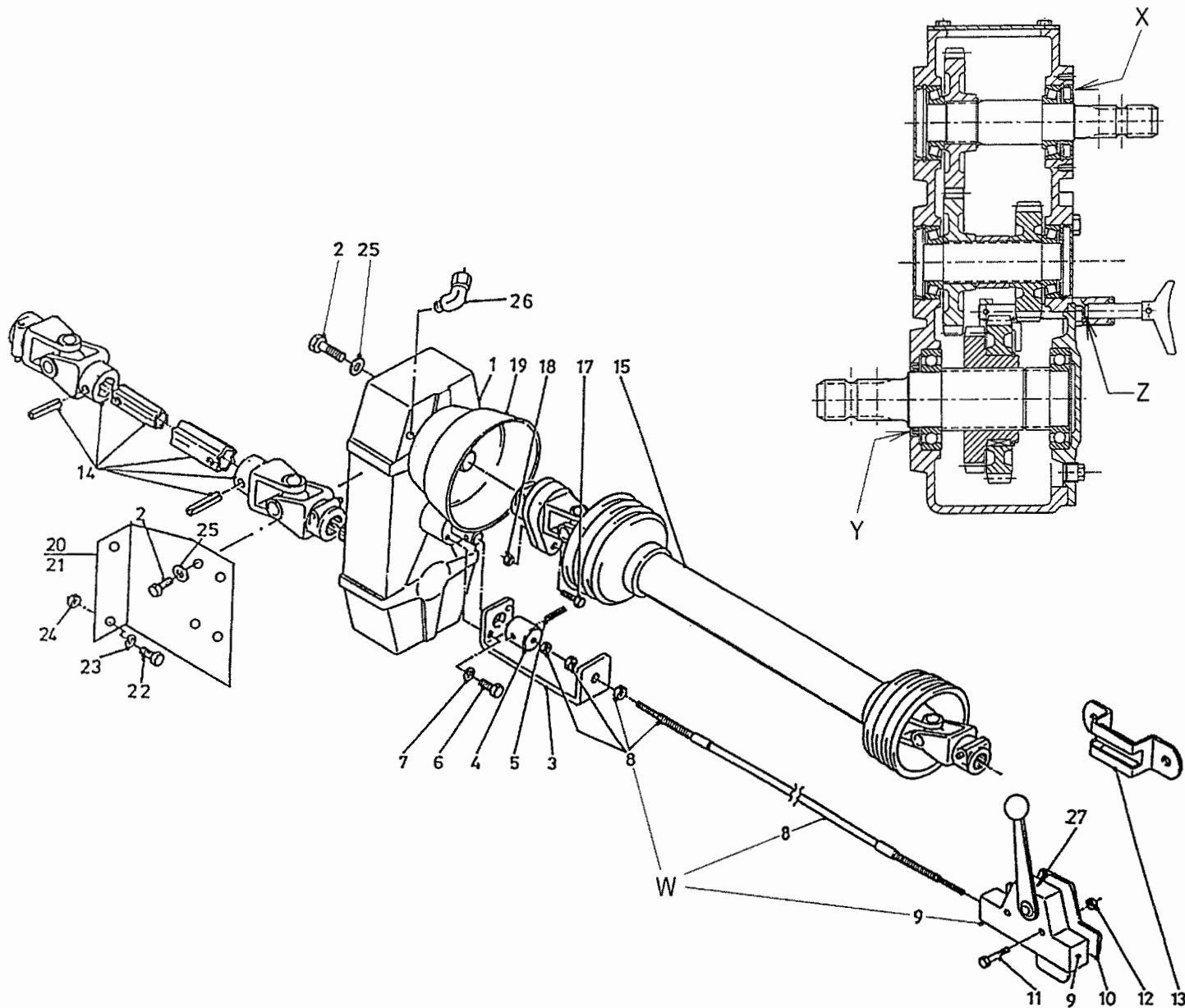
bestelnummer  
 ordernummer  
 Num. à commander  
 Bestellnummer

39	98218	1	
W	05389	1	J901
X	05390	1	J902
Y	05510	1	J903
Z	05511	1	J904



92177/5

Afbeelding 18: Vertragskast  
 Abbildung 18: Reduziergetriebe  
 Figure 18: Reduction gearbox

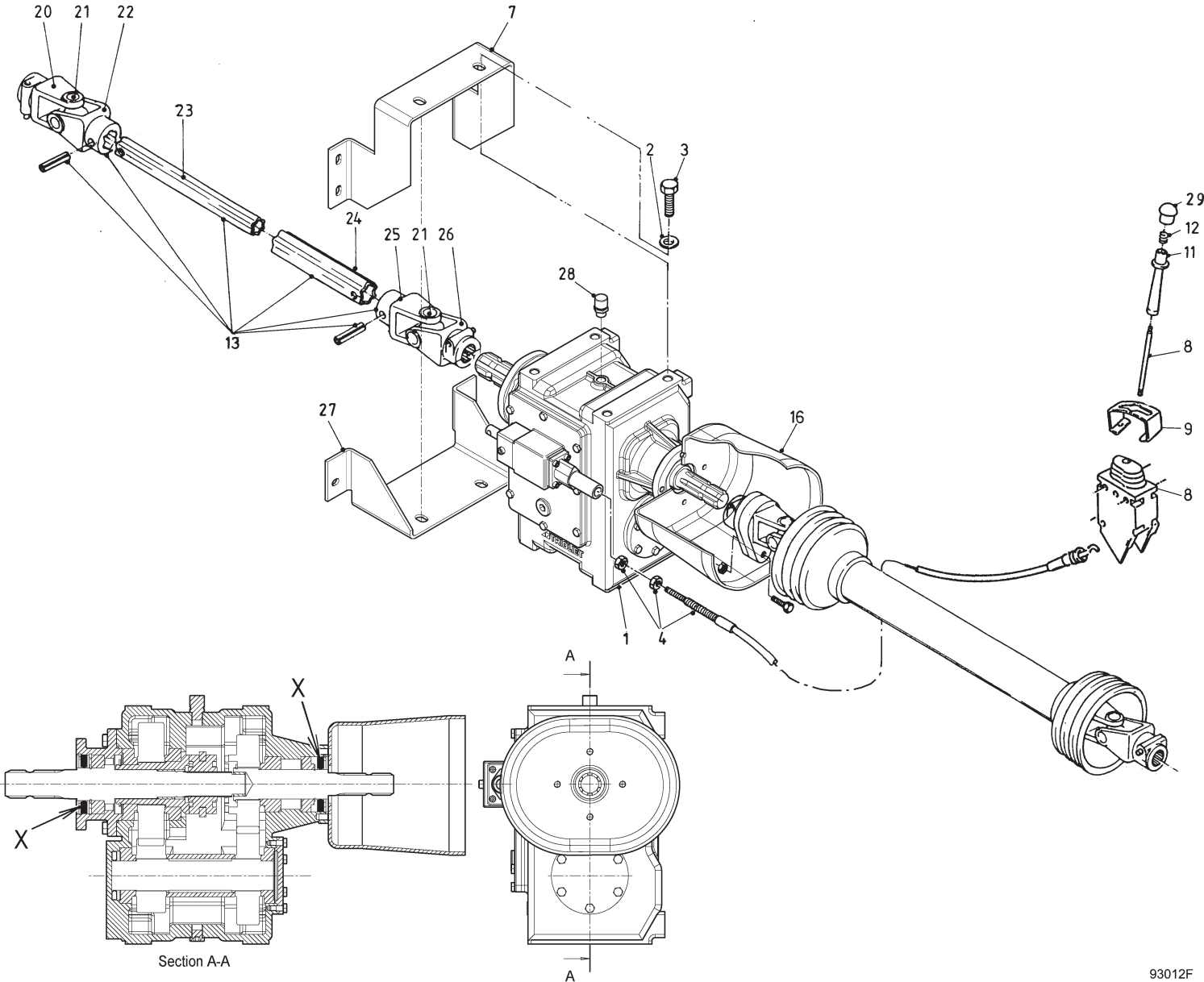


bestelnummer  
 ordernummer  
 Num. à commander  
 Bestellnummer

1A	90488	1	Comer
1B	90911	1	GB
2	81445	8	M14 x 40
3	25775	1	
4A	31781	1	M6, Yellow
4B	32349	1	M8, Black
5	88027	1	Ø 6 x 26
6	80826	2	M8 x 25
7	85008	2	M8
8A	79051	1	L=3000, Yellow
8B	79099	1	L=3750, Black
9A	90770	1	Yellow
9B	94042	1	Black
10	10525	1	
11	80635	2	M6 x 35
12	86206	2	M6
13	20199	1	
14	90627	1	1 3/8"-6 - 1 3/4"-6
15A	90796	1	AL/ZK
15B	90797	1	VL
17	80860	1	M8 x 60
18	86208	1	M8
19	90948	1	
20	27060	1	Links
21	27061	1	Rechts
22	81231	4	M12 x 30
23	85112	4	M12
24	86212	4	M12
25	85014	9	M14
26	50550	1	
27	91336	1	
W1	90121	1	Yellow
W2	94041	1	Black
X	70170	1	40 x 80 x 10
Y	70169	1	60 x 80 x 10
Z	78144	1	10.77x2.62 90° Sh. Comer

**92177/5**

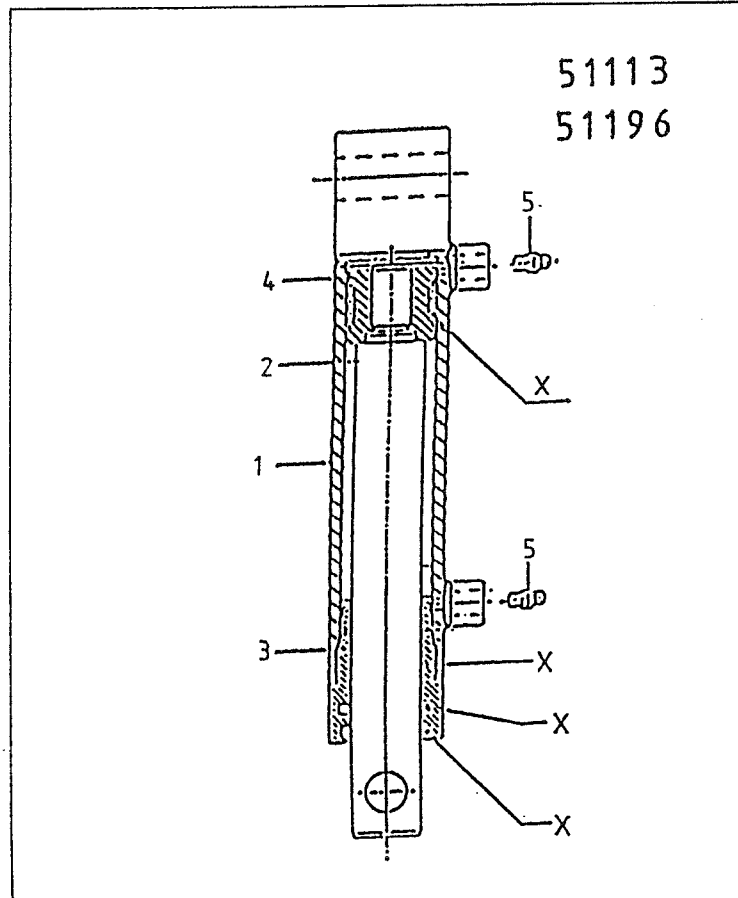
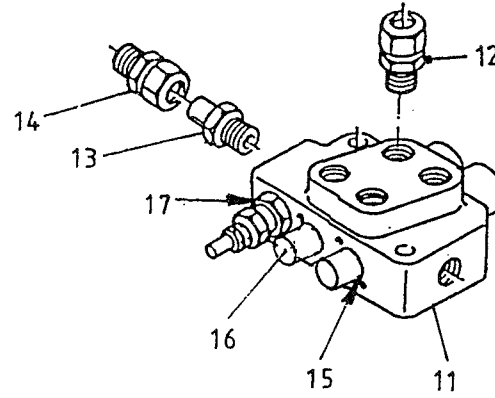
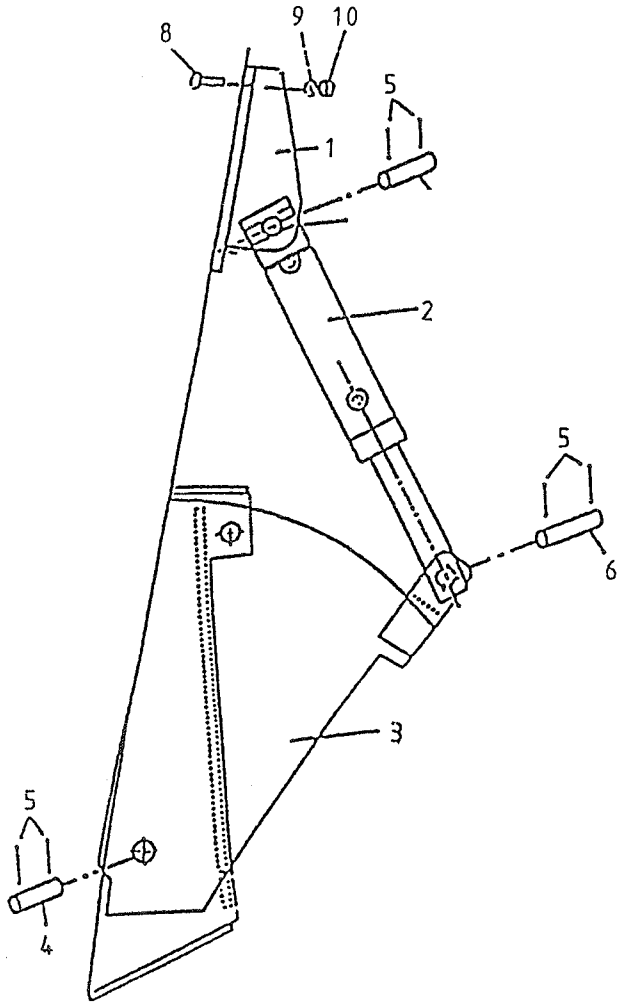
Afbeelding 18B : Vertragskast |→ serie 05  
 Abbildung 18B : Reduziergetriebe |→ Serie 05  
 Picture 18B : Reduction gearbox |→ serie 05  
 Illustration 18B : Boîte réductrice |→ série 05



Bestellnummer	Bestellnummer	Ordernummer	Num. a commander
1	94385	1	1 3/8 - 6 / 1 3/4 - 6
2	85116	4	M16
3	81641	4	M16 x 40
4	79060	1	L=3000
7A	44440	1	ZK / AL
7B	44177	1	VL
8	53478	1	
9	44223	1	
11	60395	1	
12	65090	1	
13A	90627	1	1 3/8 - 6 / 1 3/4 - 6
13B	90560	1	1 3/4 - 20 / 1 3/4 - 6
13C	90559	1	Ø48 / 1 3/4 - 6
16	90499	1	
20A	90563	1	1 3/8 - 6
20B	90562	1	1 3/4 - 20
20C	90575	1	Ø48
21	90561	2	
22	90606	1	
23	90933	1	L=1500
24	90934	1	L=1500
25	90607	1	
26	90608	1	1 3/4 - 6
27A	44441	1	ZK / AL
27B	44175	1	VL
28	50276	1	45°
29	60396	1	
X	70171	3	50 x 90 x 10 GB

92177/5

Afbeelding 19: Hydraulische bediening conframes  
 Abbildung 19: Hydraulische Fernbedienung  
 Figure 19: Hydraulic control counter knife



bestelnummer  
 ordernummer  
 Num. à commander  
 Bestellnummer

1	12043	1	
2A	51113	1	→ 01 H=110
2B	51196	1	→ 02 H=120
3	12039	1	
4	25332	1	
5	88239	6	Ø 5 x 40
6	25607	1	
7	25606	1	
8	84808	2	M12 x 30
9	85112	2	M12
10	86212	2	M12
11	53267	1	
12	X50114	2	
13	50132	1	
14	50102	1	
15	78126	4	15,08x2,62/70
16	53430	2	
17	78128	1	17.86x2.62/70

**51113 (H=110)**

1	12028	1	
2	31757	1	
3	31460	1	
4	30860	1	
5	X50104	1	
6	W50959	2	¼" 4000 RH
X	05309	2	

**51196 (H=120)**

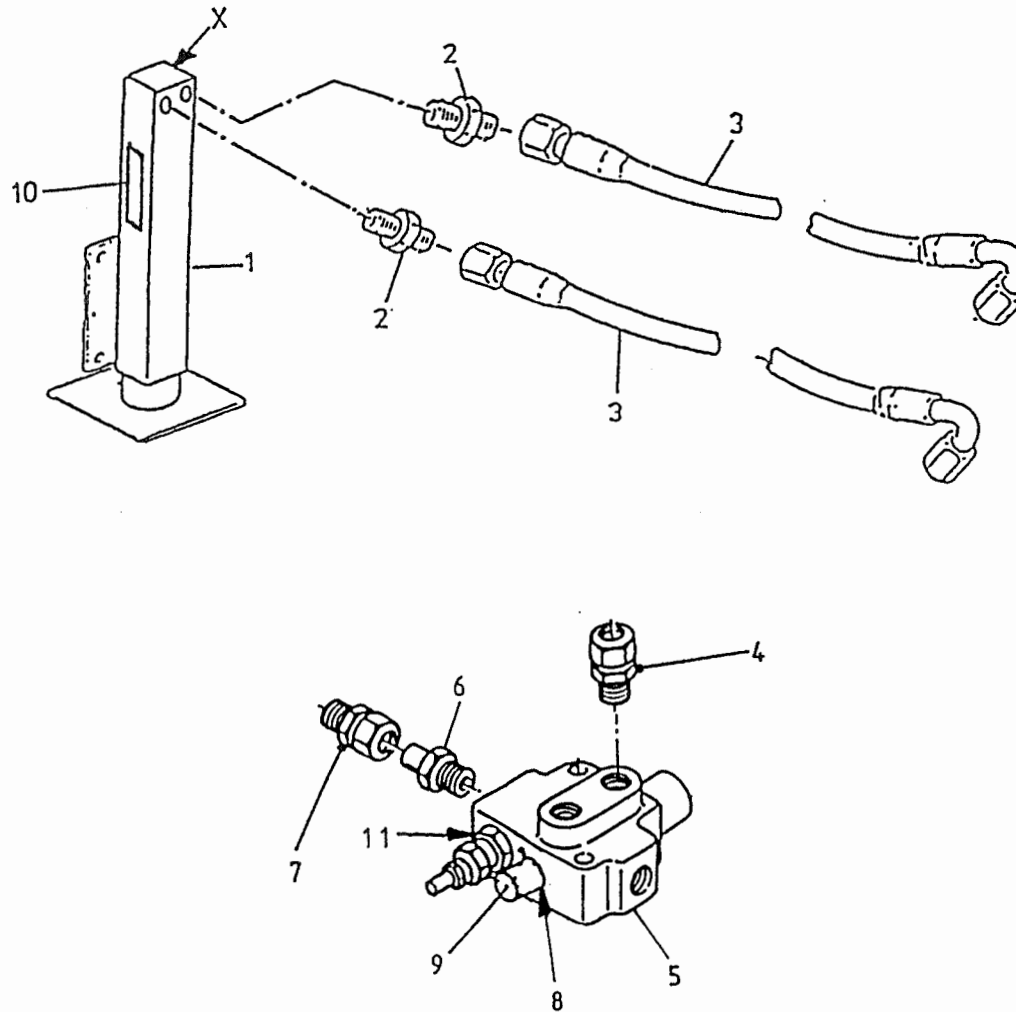
1	12843	1	
2	32207	1	
3	31460	1	
4	30860	1	
5	X50104	2	
X	05309	1	

92177/5

Afbeelding 20: Hydraulische Steunpoot

Abbildung 20: Hydraulischer Stützfuß

Figure 20: Hydraulic support



bestelnummer  
ordernummer  
Num. à commander  
Bestellnummer

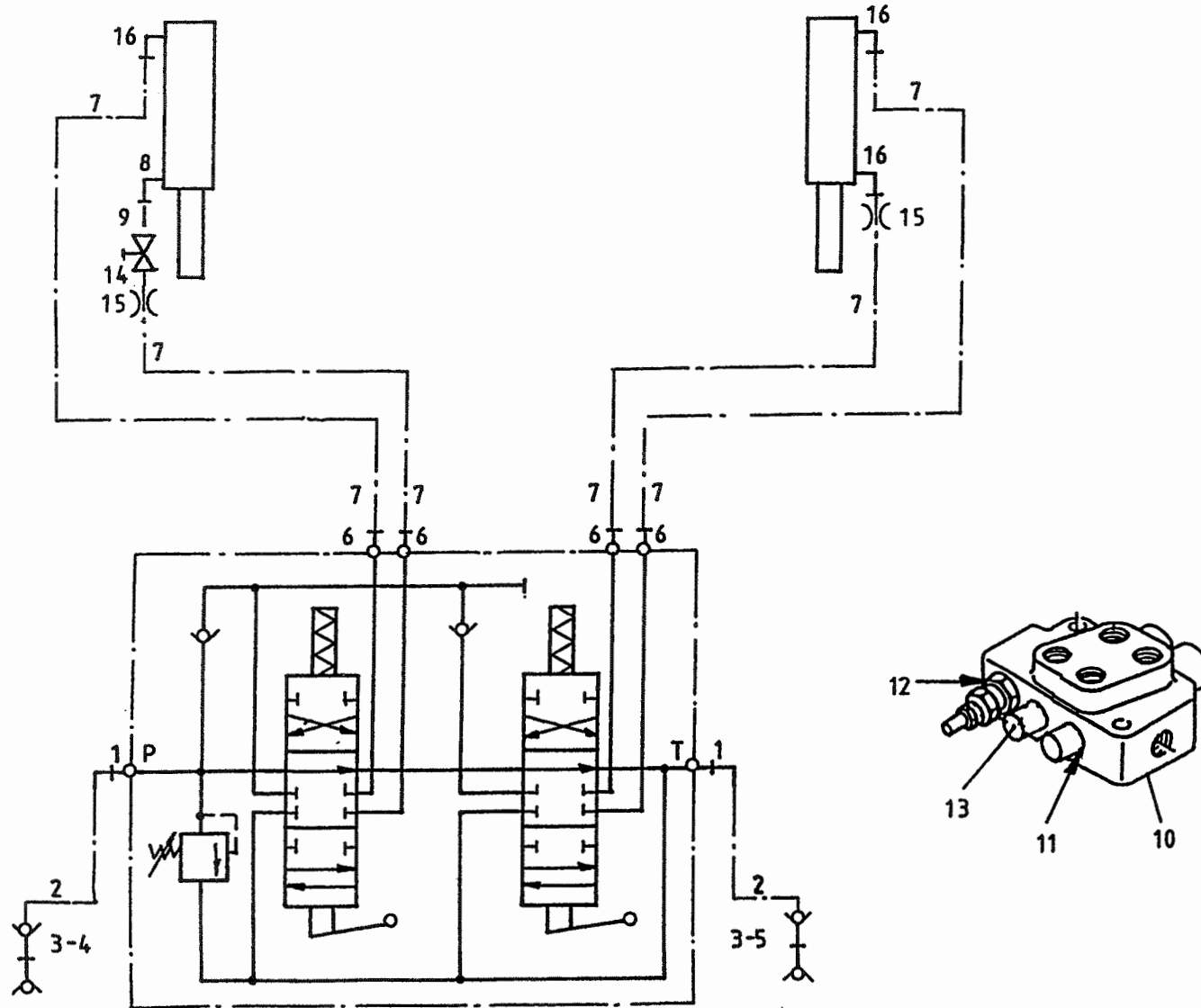
1A	12616	1	AL/ZK
1B	12617	1	VL
2	X50124	2	
3	W50956	2	1/4" 4200 RH
4	X50114	2	
5	53002	1	
6	50132	1	
7	50102	1	
8	78126	2	15,08 x 2.62/70° Sh
9	53445	1	
10	91334	1	
11	78128	1	17,86 x 2.62/70° Sh
X	05432	1	

92177/5

Afbeelding 21 : Ventielset voor zijlossende machine  
 Abbildung 21 : Ventilsatz Entleerung Seitlich  
 Figure 21 : Valve set side discharge

bestelnummer  
 ordernummer  
 Num. à commander  
 Bestellnummer

1	X50102	2	
2	W50643	2	½" 2500 RH
3	53301	2	
4	53303	1	Rood
5	53326	1	Blauw
6	X50114	4	
7	W50974	4	¼" 5800 RR
8	50107	1	
9	52654	2	
10	53267	1	
11	78126	4	15,08 x 2.62/70° Sh.
12	78128	1	17,86 x 2.62/70° Sh.
13	53430	1	
14	51027	1	
15	30726	2	Ø 0,8
16	X50107	3	

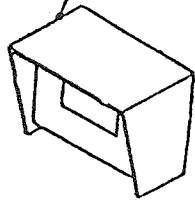


92177/5

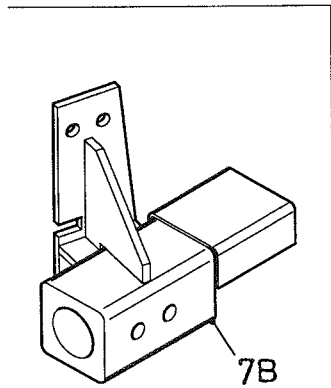
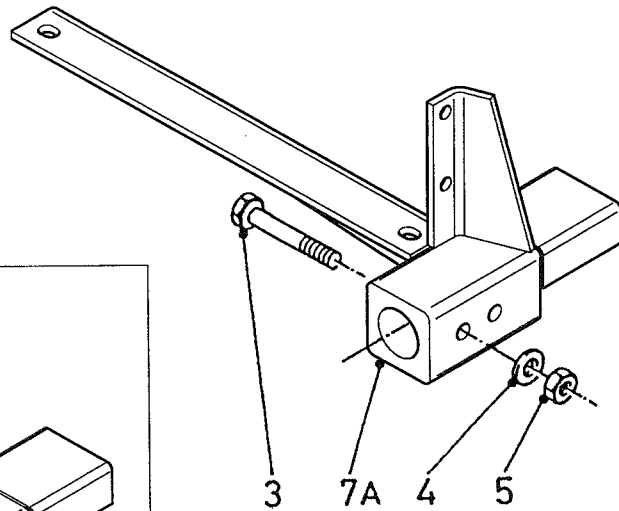
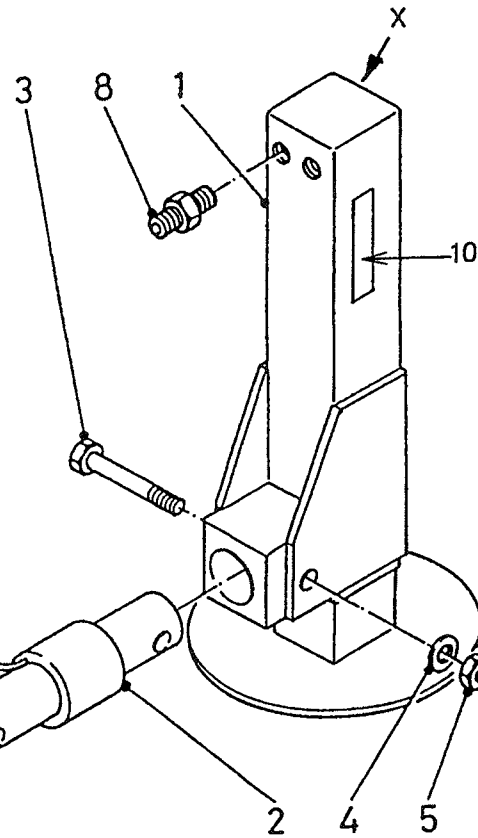
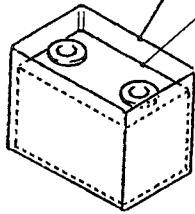
Afbeelding 22: Steunpoot met sensor en accu  
 Abbildung 22: Stützfuß mit Wiegestab und Batterie  
 Figure 22: Hydraulic support with weighing sensor

bestelnummer  
 ordernummer  
 Num. à commander  
 Bestellnummer

9A-9B



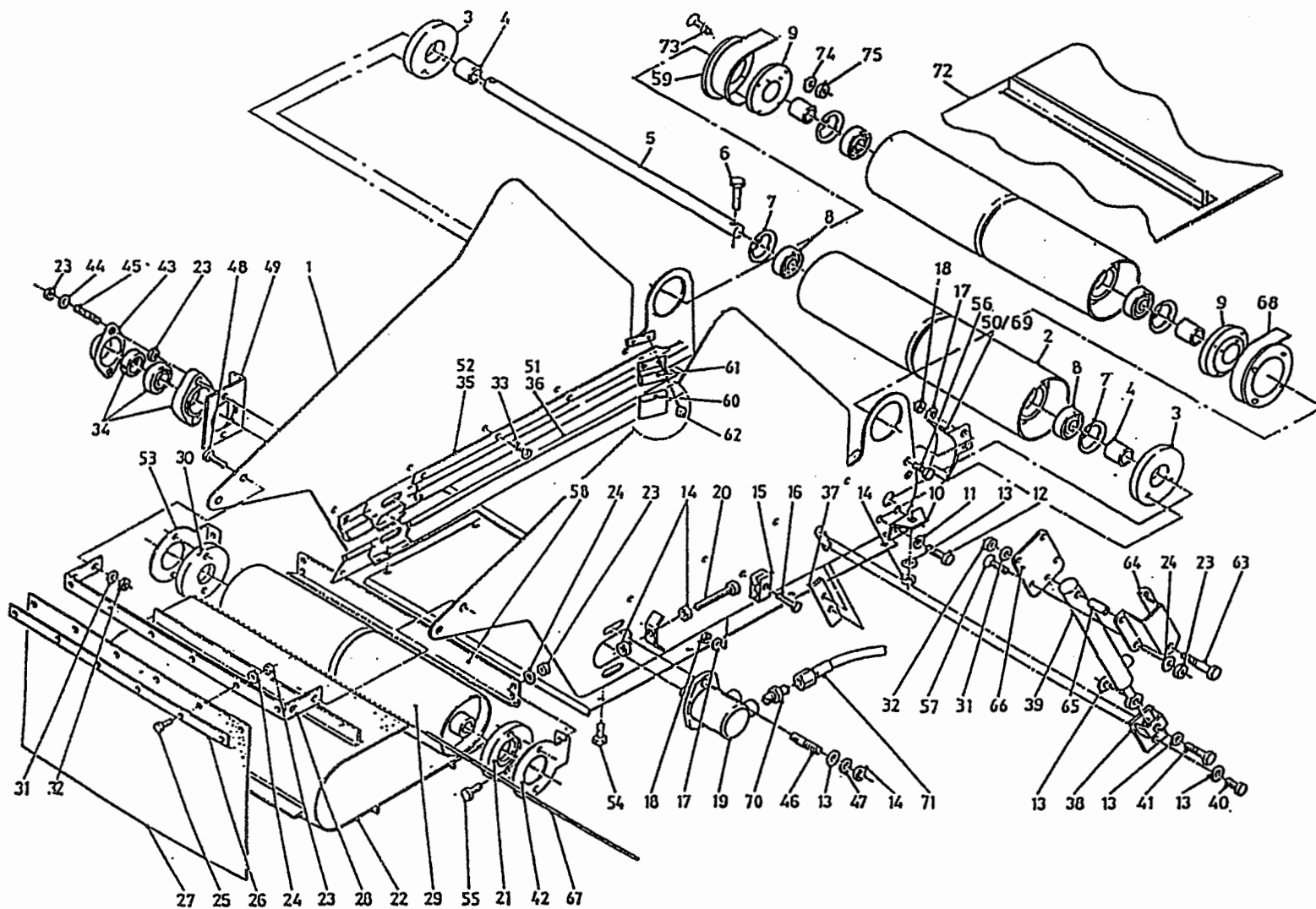
9C 9D



1	12368	1	
2	X50124	2	
3	82014	2	M20 x 140 12.9
4	86220	2	M20
5	85120	2	M20
6	90447	1	
7A	12776	1	ZK/AL
7B	13560	1	VL
9A	90713	1	Serie 01
9B	90481	1	Serie 02
9C	90834	1	Battery pack
9D	98241	1	Accu
10	91334	1	
X	05432	1	

92177/5

Afbeelding 23A : Opvoerband Solomix 700/900  
 Abbildung 23A : Querband Verlängerung Solomix 700/900  
 Picture 23A : Side conveyor belt extension Solomix 700/900

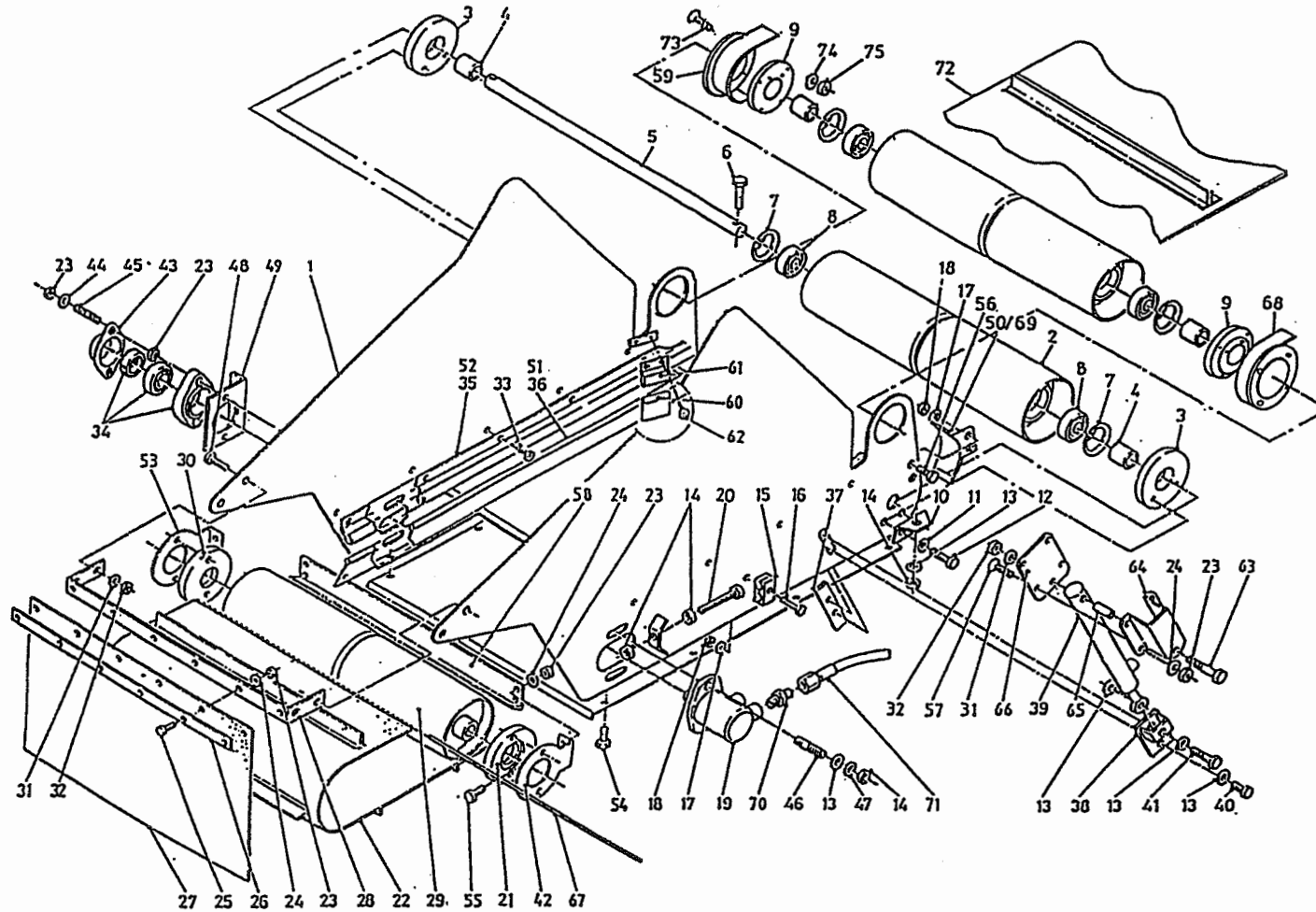


bestelnummer	ordernummer	Num. à commander	Bestellnummer
1A	12483	1	L=900 3'
1B	12531	1	L=1200 4'
2	11979	1	
3	60290	2	
4	27115	2	
5	25200	1	
6	81251	2	M12 x 50
7	87162	2	J62 x 2,0
8	70010	2	6206
9	32353	2	
10	27116	2	
11	85010	4	M10
12	81036	2	M10 x 35
13	85112	1	M12
14	86212	1	M12
15	90427	1	
16	80645	1	M6 x 45
17	85106	1	M6
18	86206	1	M6
19	51083	1	
20	81223	1	M12 x 180
21	32424	1	
22A	60319	1	L=2320
22B	60342	1	L=2920
23	86208	6	M8
24	85108	6	M8
25	80826	6	M8 x 25
26	22126	1	
27	60335	1	
28	27118	1	
29	11940	1	
30	32319	1	
31	85110	4	M10
32	86210	4	M10
33	84717	8	M6 x 12
34	70084	1	
35A	90968	2	L=1170 Links
35B	94014	2	L=1510 Links
36A	60352	2	L=1240 Links
36B	60361	2	L=1580 Links
37	27094	1	
38	12495	1	

**92177/5**

Afbeelding 23A : Opvoerband Solomix 700/900  
 Abbildung 23A : Querband Verlängerung Solomix 700/900  
 Picture 23A : Side conveyor extension Solomix 700/900

bestelnummer  
 ordernummer  
 Num. à commander  
 Bestellnummer

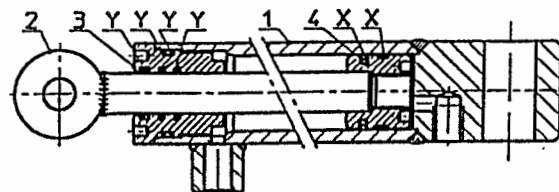
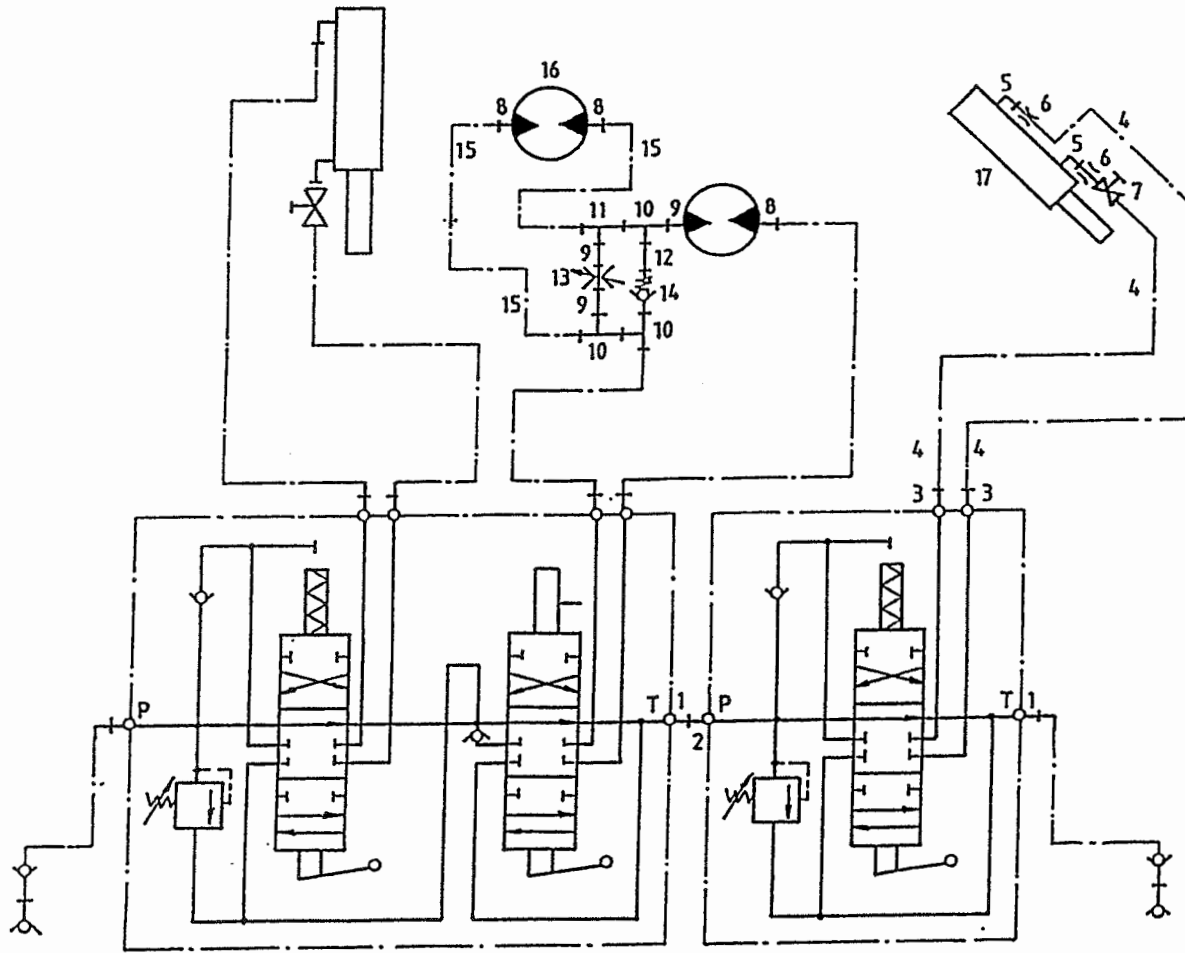


39	51036	1	
40	81236	1	M12 x 35
41	81270	1	M12 x 70
42	28290	1	Rechts
43	23304	1	
44	85008	2	M8
45	84176	2	M8 x 60
49	27563	1	
50	12910	1	Rechts
51A	60382	1	L=1240 Rechts
51B	60400	1	L=1580 Rechts
52A	90814	1	L=1170 Rechts
52B	90835	1	L=1510 Rechts
53	28293	1	Links
54	80826	8	M8 x 25
55	80816	4	M8 x 16
56	80616	4	M8 x 16
57	84125	1	M8 x 25
58	28291	1	
59	12911	1	
60	60374	2	
61	90910	2	
62	84717	4	M6 x 12
63	84199	1	M10 x 60
64	28094	1	
65	31998	1	
66	28243	1	
67	25422	1	
68	12912	1	Rechts
69	12909	1	Links
70	X50117	2	
71A	W50975	2	½" 4870 RH L=900
71B	W50789	2	½" 5150 RR L=1200
72	60350	1	L=4000 700/900
73	84175	8	M5 x 25
74	85105	8	M5
75	86205	8	M5



92177/5

Afbeelding 23B : Hydrauliek schema opvoerband  
 Abbildung 23B : Schaltplan Querband Verlängerung  
 Picture 23B : Hydraulic scheme belt extensionn



51036

bestelnummer  
 ordernummer  
 Num. à commander  
 Bestellnummer

1	50102	2	
2	50132	1	
3	X501141	2	
4	W50700	2	1/4" 1800 RH
5	X50107	2	
6	30726	2	Ø 0,8
7	51027	1	
8	X50117	3	
9	50108	3	
10	50303	3	
11	X50357	1	
12	52650	1	L=85
13	53185	1	
14	53037	1	
15A	W50975	2	1/2" 4870 RH L=900
15B	W50789	2	1/2" 5150 RR L=1200
16	51083	1	
17	51036	1	

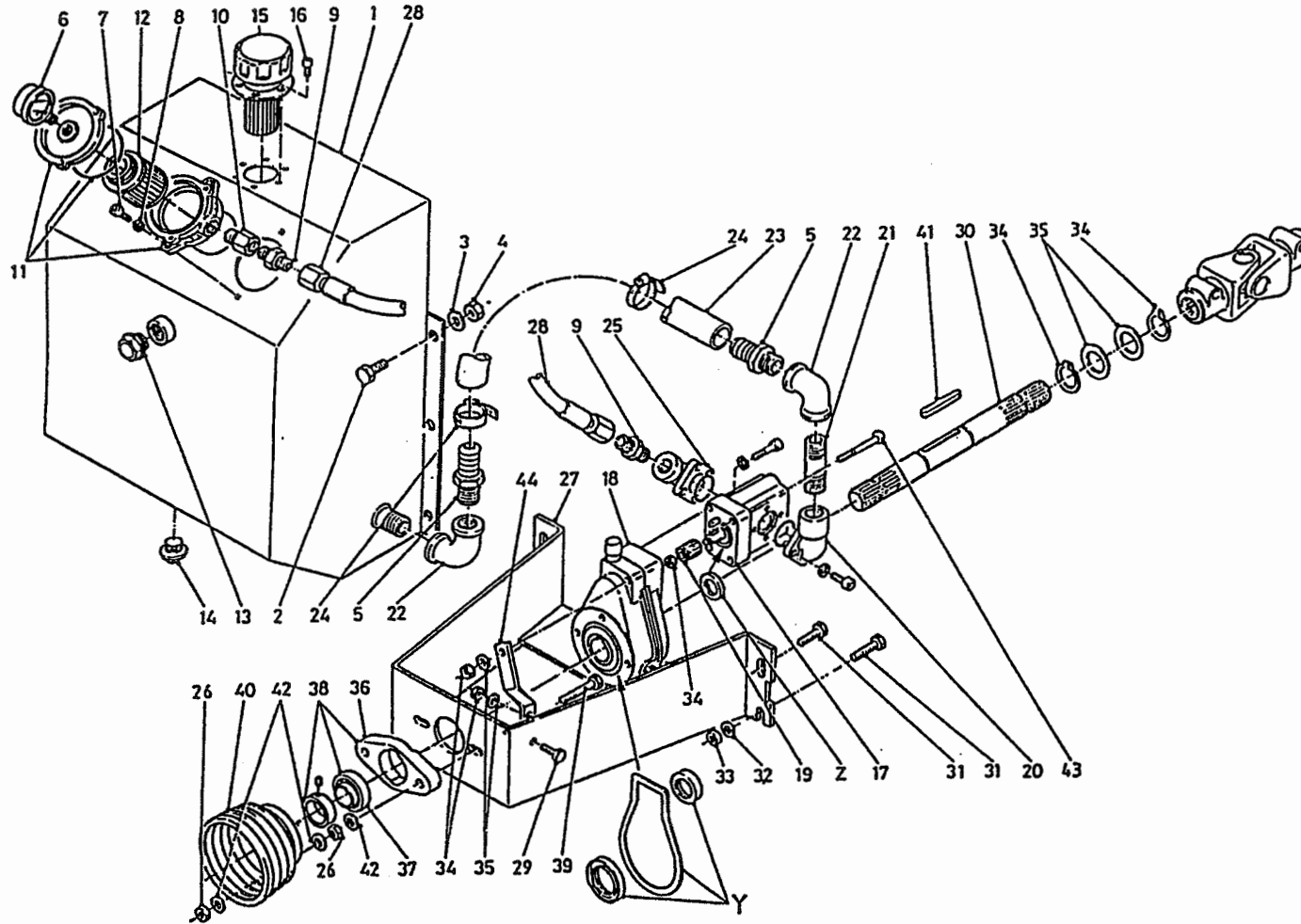
51036

1	11303	1	
2	11586	1	
3	31297	1	
4	31393	1	
X	05262	1	
Y	05263	1	

**92177/5**

Afbeelding 24 : Pomp unit  
 Abbildung 24 : Bord hydraulik  
 Picture 24 : Pump unit

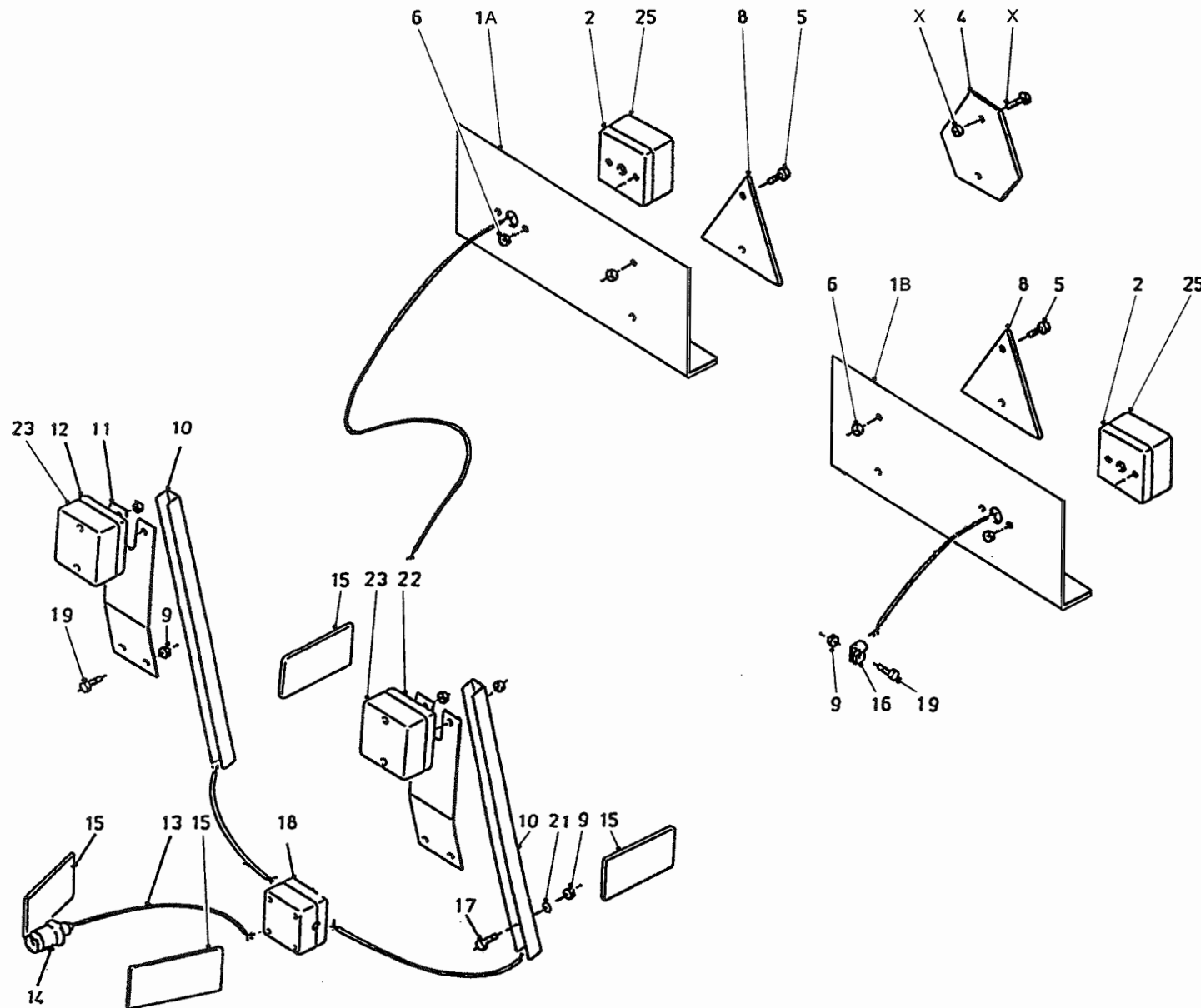
bestelnummer  
 ordernummer  
 Num. à commander  
 Bestellnummer



1	11069	1	
2	81026	6	M10 x 25
3	85110	8	M10
4	86210	8	M10
5	90983	2	
6	50094	1	
7	84402	2	M8 x 25
8	85008	2	M8
9	50273	2	
10	50274	1	
11	90188	1	
12	90193	1	
13	90189	1	
14	53318	1	
15	90187	1	
16	84306	6	M5 x 12
17	50095	1	
18	51039	1	
19	50093	1	
20	50091	1	
21	90321	1	
22	90322	2	
23	51041	1	
24	90185	2	
25	90320	1	
26	86110	4	M10
27	11491	1	
28	W52638	2	5/8" 1000 RH
29	81031	1	M10 x 30
30A	32330	1	L=1330 VL
30B	32329	1	L=615 ZK/AL
31	81236	4	M12 x 35
32	85112	4	M12
33	86212	4	M12
34	87035	2	
35	85335	2	
36	70089	1	
37	70090	1	
38	70059	1	
39	81061	2	M10 x 60
40	90284	1	
41	88360	1	10 x 8 x 60
42	85113	6	M10
43	84823	1	M10 x 60
44	28772	1	
Y	05215	1	
Z	05216	1	

**92177/5**

Afbeelding 25 : Verlichtingset  
 Abbildung 25 : Beleuchtungssatz  
 Picture 25 : Lighting set

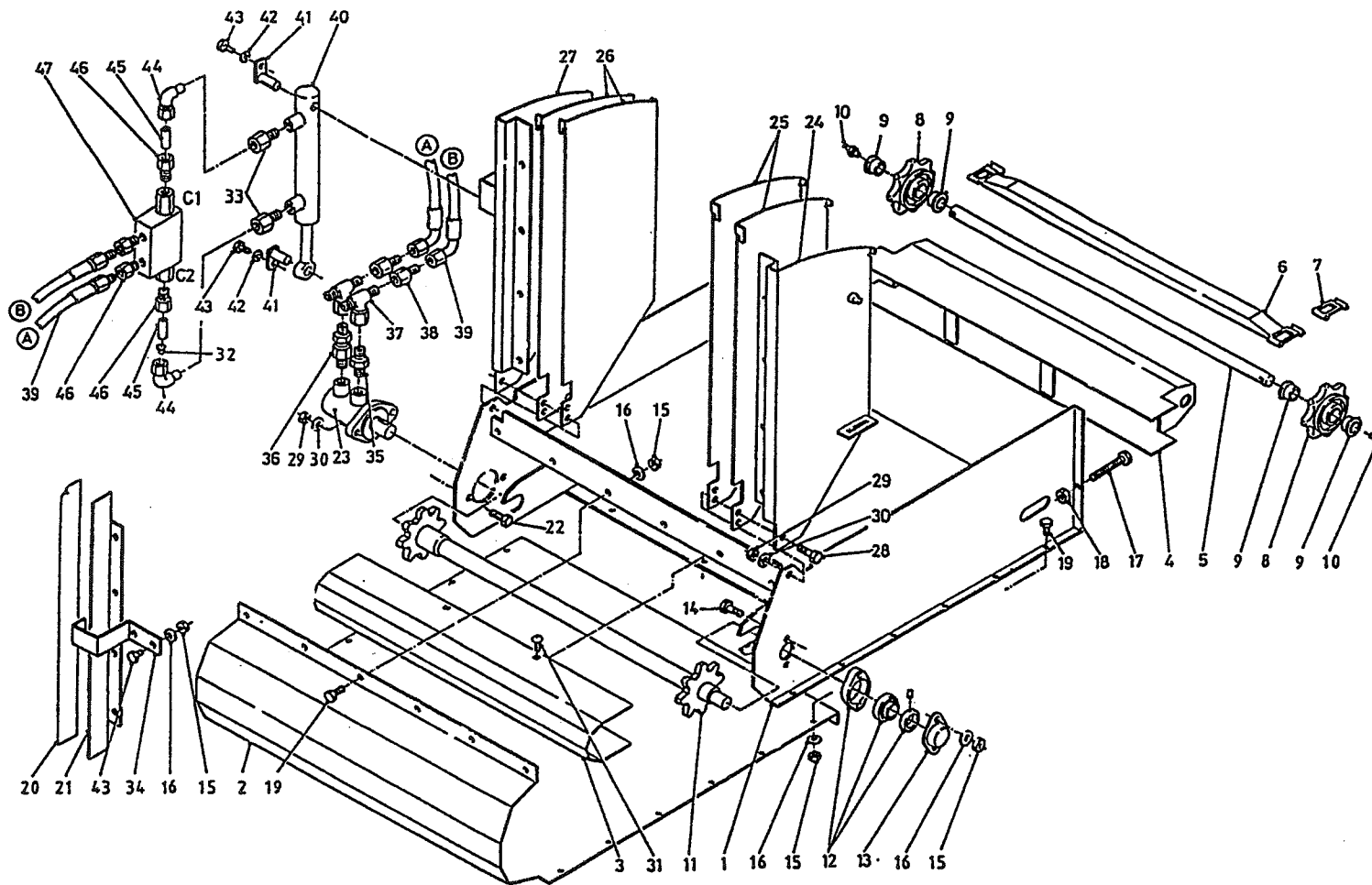


bestelnummer  
 ordernummer  
 Num. à commander  
 Bestellnummer

1A	25274	1	R
1B	25273	1	L
2	98139	1	R complete
4	90411	1	
5	84134	4	M5 x 20
6	86205	4	M5
8	90410	2	
9	86206	16	M6
10A	40604	2	L = 400
10B	40458	2	L = 800
11A	40581	2	
11B	40580	2	AL/ZK R
11C	40579	2	AL/ZK L
12	98138	2	R complete
13	98137	1	L = 4m
14	98007	1	
15	90412	4	
16	90457	4	
17	80635	4	M6 x 35
18	98141	1	
19	80616	12	M6 x 16
20	98140	1	L complete
21	85106	4	M6
22	98257	1	L complete
23	98258	2	
24	98259	1	L
25	98260	1	R
X	90638	1	

92177/5

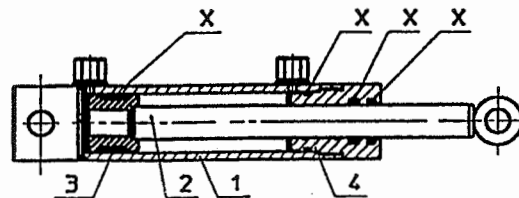
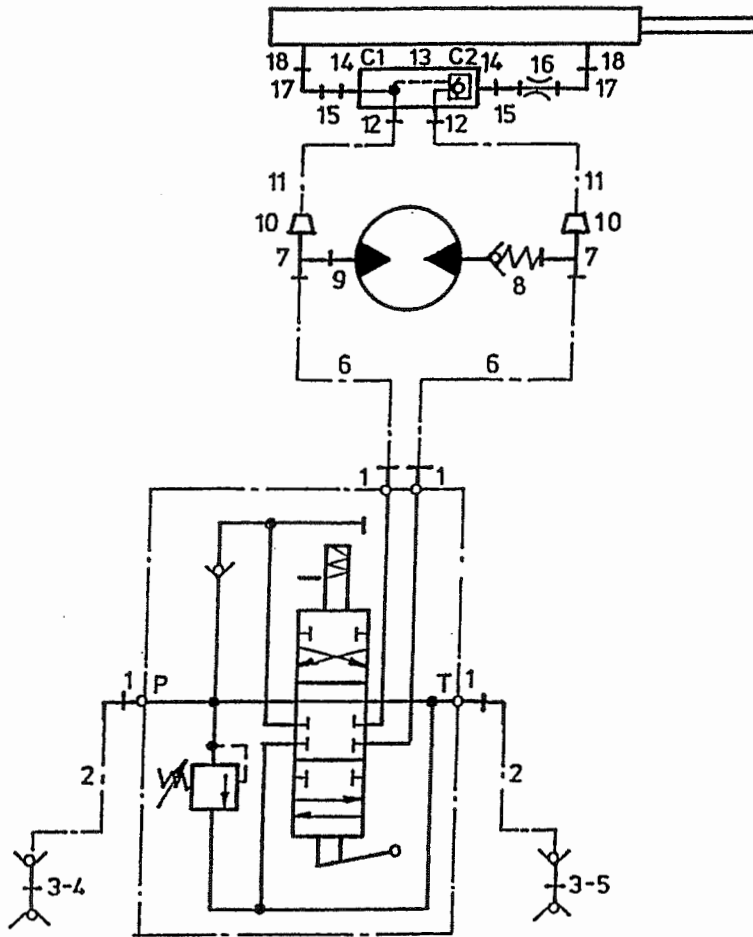
Afbeelding 26A : Opvoerketting serie 01  
 Abbildung 26A : Schräg förderkette Serie 01  
 Picture 26A : Extension chain serie 01



bestelnummer			
ordernummer			
Num. à commander			
Bestellnummer			
1	12907	1	L=900
2	28559	1	
3	28465	1	
4	12921	1	
5	32229	1	
6	12943	6	
7	39010	72	
8	30794	2	
9	51767	4	
10	89505	2	
11	12915	1	
12	70084	1	
13	23304	1	
14	80840	2	M8 x 40
15	86208	22	M8
16	85108	24	M8
17	81017	2	M10 x 150
18	86110	2	M10
19	84805	18	M8 x 20
20	91143	1	
21	28552	1	
22	81250	2	M12 x 50
23	51117	1	
24	12923	1	
25	28536	2	
26	28554	2	
27	12924	1	
28	81650	2	M16 x 50
29	86216	2	M16
30	85116	4	M16
31	84926	4	M10 x 19
32	30726	1	Ø 0,8
33	50104	2	
34	28553	1	
35	X50117	1	
36	53495	1	30 Bar
37	X50362	2	
38	X50304	2	
39	W50620	2	¼" 600 RH
40	51194	1	
41	12954	2	
42	85008	2	M8
43	80816	2	M8 x 16
44	50147	2	
45	52661	2	L=44
46	X50124	4	
47	53450	1	

92177/5

Afbeelding 26B : Hydrauliek opvoerketting serie 01  
 Abbildung 26B : Hydraulikplan Schräg förderkette Serie 01  
 Picture 26B : Hydraulics side conveyor chain serie 01



51194

bestelnummer  
 ordernummer  
 Num. à commander  
 Bestellnummer

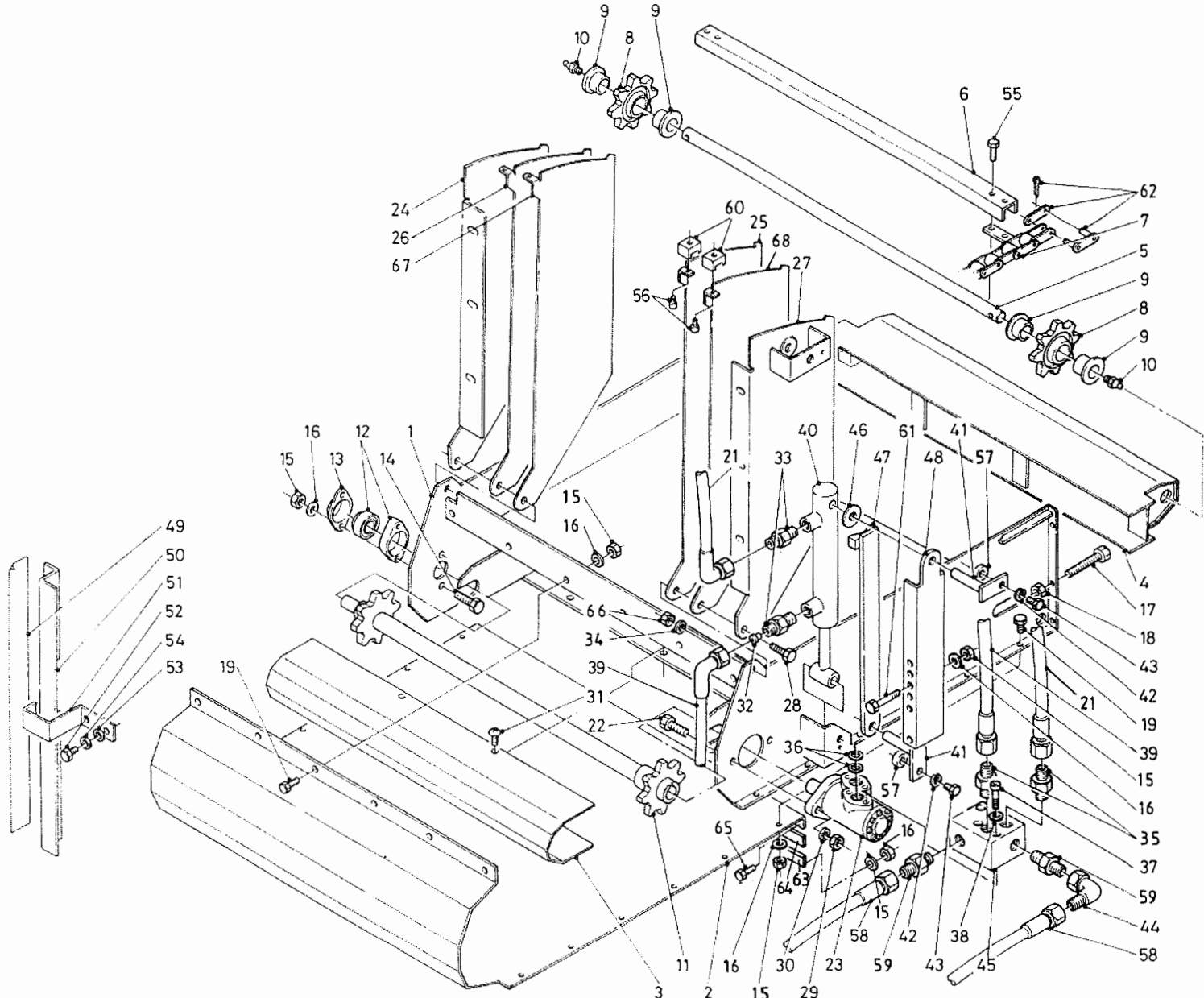
1	X50102	4	
2	W50643	2	½" 2500 RH
3	53301	2	
4	53303	1	Rood
5	53326	1	Blauw
6	W50668	2	½" 4000 RH
7	X50362	2	
8	53495	1	
9	X50117	1	
10	X50304	2	
11	W50620	2	¼" 600 RH
12	X50124	2	
13	53450	1	
14	50124	2	
15	52661	2	L=44
16	30726	1	Ø 0,8
17	50147	2	
18	50104	2	

51194

1	12870	1	
2	12871	1	
3	30860	1	
4	32227	1	
X	05250	1	

**92177/5**

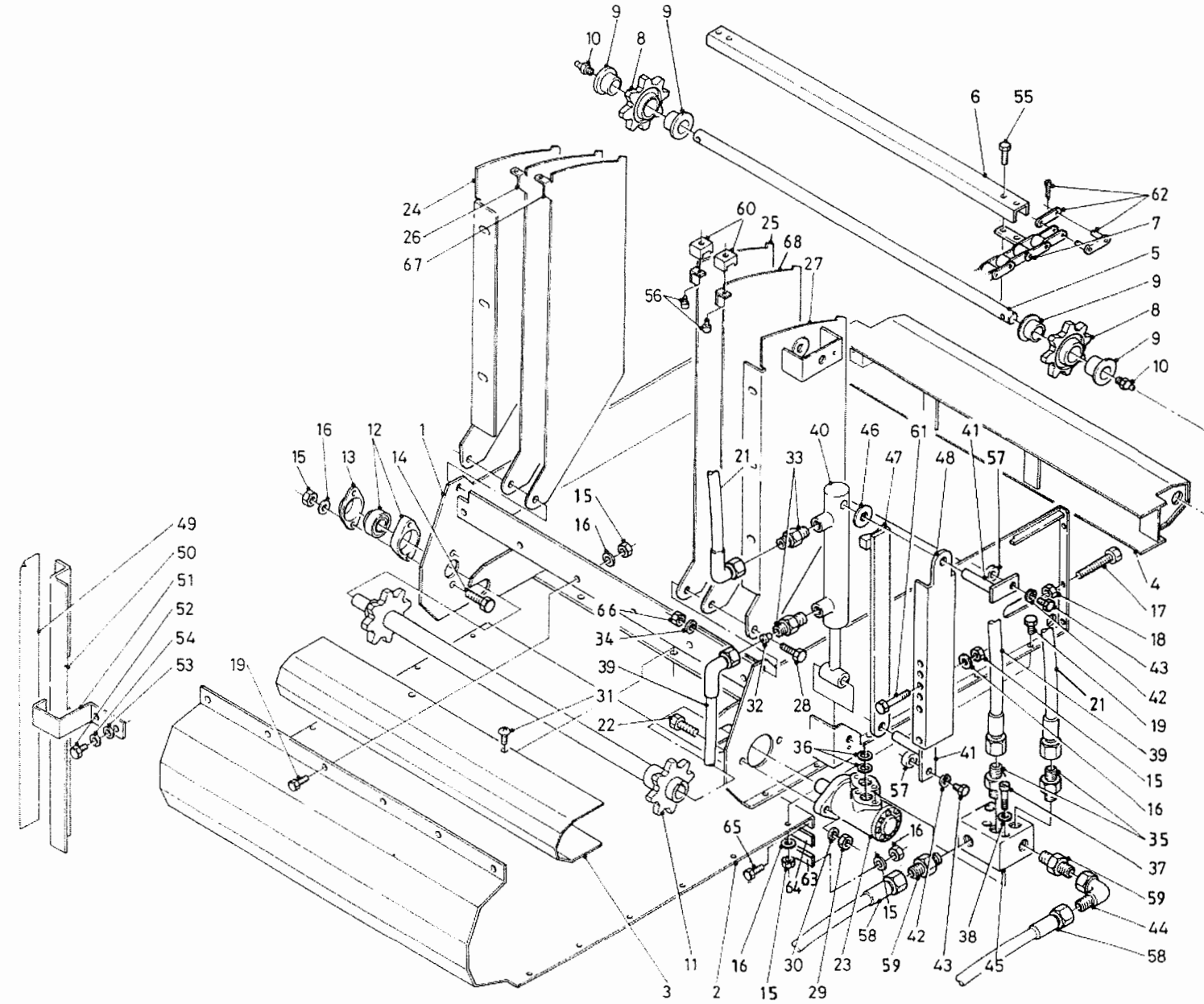
Afbeelding 26C : Opvoerketting, serie 02, rollenketting  
 Abbildung 26C : Schrägförderkette, serie 02, Rollenkette  
 Picture 26C : Extension chain, serie 02, roller chain



bestelnummer		ordernummer	
Num. à commander		Bestellnummer	
1A	13044	1	3'
1B	13104	1	4'
1C	13084	1	5'
1D	13085	1	7'
2A	29020	1	3'
2B	29238	1	4'
2C	29193	1	5'
2D	29185	1	7'
3	29014	1	
4	13045	1	
5	32303	1	
6	28967	6	
7A	39182	2	L=2150 3' Ø5,7
7B	39190	2	L=2750 4' Ø5,7
7C	39188	2	L=3350 5' Ø5,7
7D	39189	2	L=4550 7' Ø5,7
7E	39195	2	L=2150 3' Ø7,9
7F	39201	2	L=2750 4' Ø7,9
7G	39199	2	L=3350 5' Ø7,9
7H	39200	2	L=4550 7' Ø7,9
8	13031	2	
9	51767	4	
10	89505	2	
11	13030	1	
12	70084	1	
13	23304	1	
14	80840	2	M8 x 40
15	86208	31	M8
16	85108	51	M8
17	81017	2	M10 x 150
18	86110	2	M10
19	84805	36	M8 x 20
20	84420	4	M8 x 16
21	W50620	1	1/2" 600 RH
22	81250	2	M12 x 50
23A	51216	1	SAM BGE 250
23B	51001	1	Danfoss OMP 250
24	29021	1	
25	29024	1	
26	29023	1	
27	13049	1	
28	81650	2	M16 x 50
29	86212	2	M12

**92177/5**

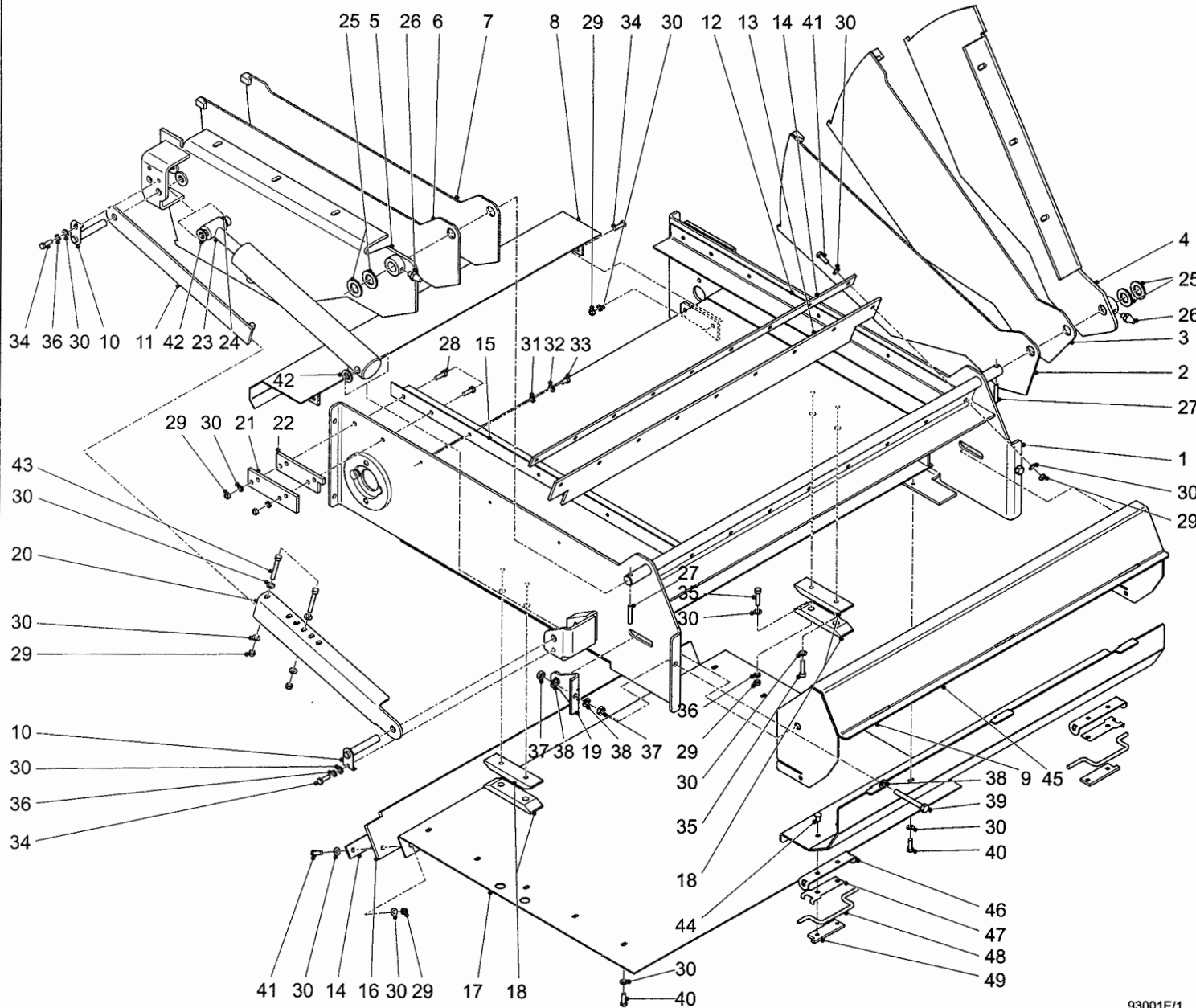
Afbeelding 26C : Opvoerketting, serie 02, rollenketting  
 Abbildung 26C : Schräg förderkette, serie 02, Rollenkette  
 Picture 26C : Extension chain, serie 02, roller chain



bestelnummer		ordernummer	
Num. à commander		Bestellnummer	
30	85112	2	M12
31	84926	28	M10 x 19
32	30726	1	Ø 0,8
33	X50104	2	
34	85116	2	M16
35	X50114	2	
36	78088	2	21.89 x 2.62/70
37	84449	4	M8 x 60
38	85009	4	M8
39	W50719	1	¼" 900 RH
40	51214	1	
41	13055	2	
42	85008	2	M8
43	80826	2	M8 x 25
44	X50143	1	M8 x 25
45	53483	1	
46	32305	1	
47	13054	1	
48	29046	1	
49	91143	1	
50	29073	1	
51	29074	1	
52	81016	1	M10 x 16
53	85110	2	M10
54	85010	2	M10
55	84926	2	M10 x 19
56	84420	4	
57	32324	1	
58	W50999	2	½" 5400 RR
59	X50102	1	
60	29217	4	
61	80890	2	M8 x 90
62A	39185	2	Ø 5,7
62B	39194	2	Ø 7,9
63	29395	1	
64	60411	1	
65	80826	9	M8 x 25
66	86216	2	M16
67	29025	1	
68	29026	1	
X	05358	1	SAM
Y	05357	1	Danfoss

**92177/5**

Afbeelding 26D : Opvoerketting, frame |→ serie 03  
 Abbildung 26D : Schrägförderkette, Rahmen |→ Serie 03  
 Picture 26D : Extension chain, frame |→ serie 03



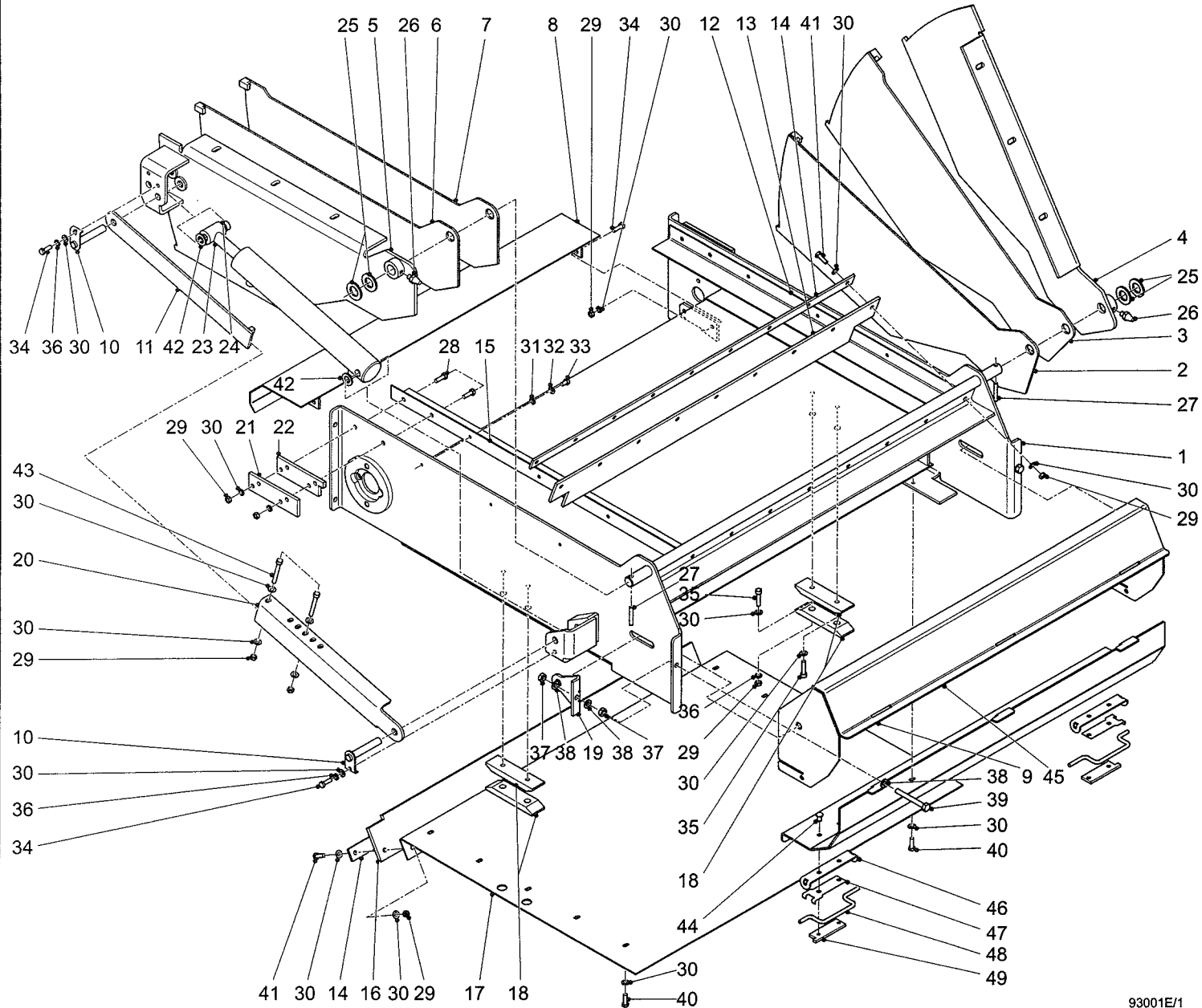
Bestelnummer  
 Bestellnummer  
 Ordernummer  
 Num. a commander

1A	13469	1	serie 03+04 3'
1B	13372	1	→ serie 05 3'
1C	13517	1	4'
1D	13446	1	5'
1E	13499	1	7'
2A	13376	1	3'
2B	13519	1	4'
2C	13449	1	5'
2D	13501	1	7'
3	13375	1	
4	13370	1	
5	13371	1	
6	13377	1	
7A	13378	1	3'
7B	13518	1	4'
7C	13448	1	5'
7D	13500	1	7'
8	13379	1	
9A	13381	1	→  serie 05 3'
9B	13573	1	→ serie 06 3'
10	13382	2	
11	13054	1	
12	42072	1	
13	60419	1	
14	29395	2	
15A	42073	2	3'
15B	42554	2	4'
15C	42312	2	5'
15D	42472	2	7'
16	60418	1	
17A	42068	1	serie 03+04 3'
17B	42190	1	→ serie 05 3'
17C	42550	1	4'
17D	42299	1	5'
17E	42473	1	7'
18	60421	4	
19	42083	2	
20	29046	1	
21	42048	2	
22	42049	2	



**92177/5**

Afbeelding 26D : Opvoerketting, frame |→ serie 03  
 Abbildung 26D : Schrägförderkette, Rahmen |→ Serie 03  
 Picture 26D : Extension chain, frame |→ serie 03

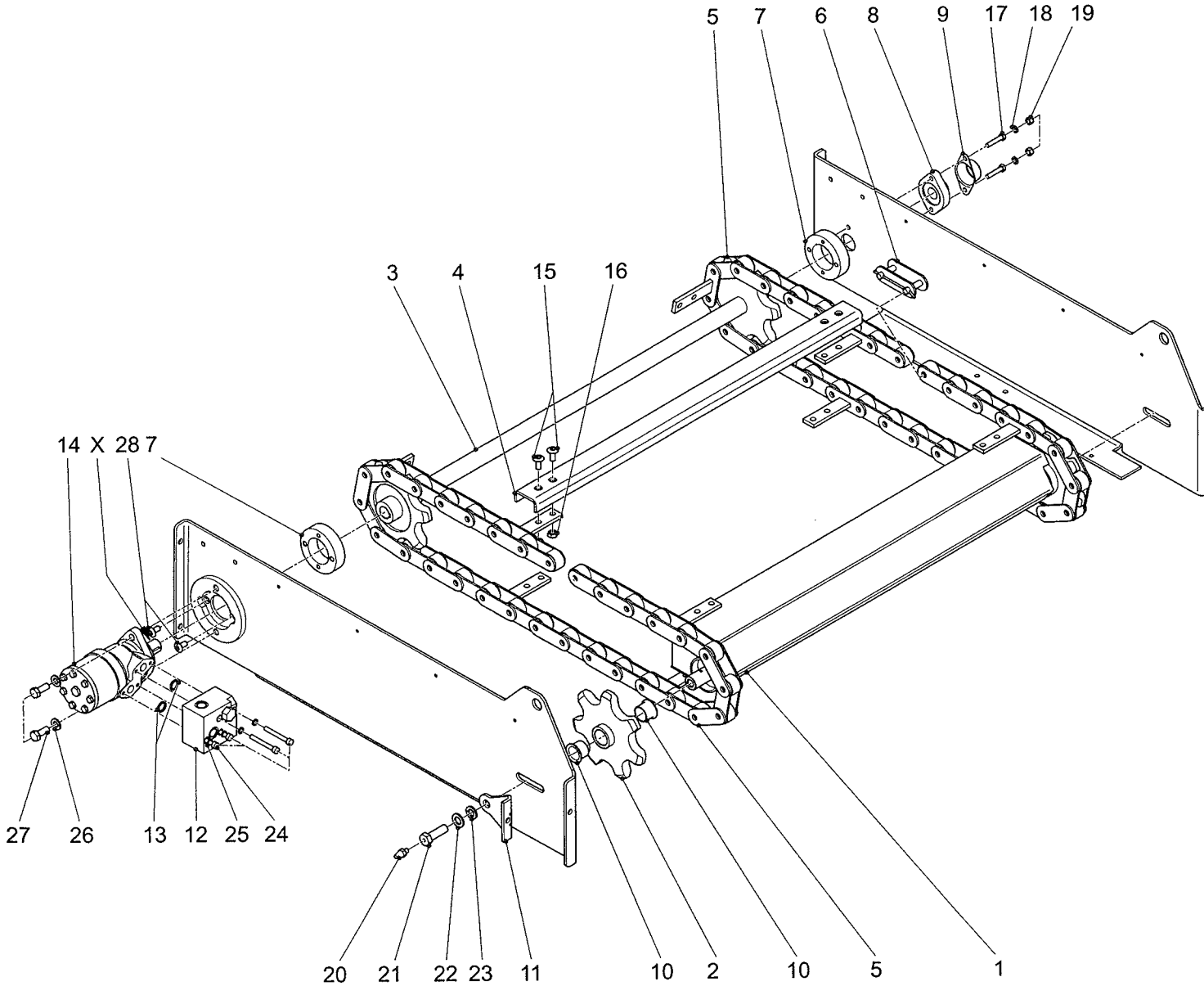


Bestelnummer  
 Bestellnummer  
 Ordernummer  
 Num. a commander

23	51214	1	
24	32326	1	
25	85124	4	M24
26	89505	2	M8x1
27	88050	2	Ø8x50
28	80840	4	M8x40
29	86208	32	M8
30	85108	70	M8
31	85106	8	M6
32	85006	8	M6
33	84710	8	M6x12
34	80826	6	M8x25
35	84802	8	M8x25
36	85008	6	M8
37	86110	4	M10
38	85123	6	M10
39	81091	2	M10x90
40	84704	10	M8x16
41	80831	18	M8x30
42	85116	2	M16
43	80891	2	M8x90
44	84806	4	M8x16
45	42730	1	→ serie 06 3'
46	42423	2	
47	65093	2	
48	42425	2	
49	42424	2	

**9217715**

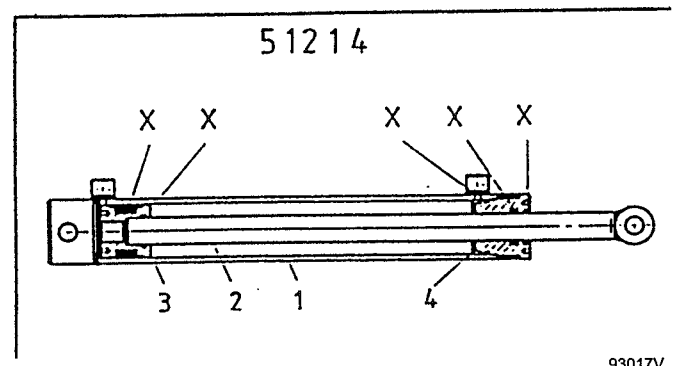
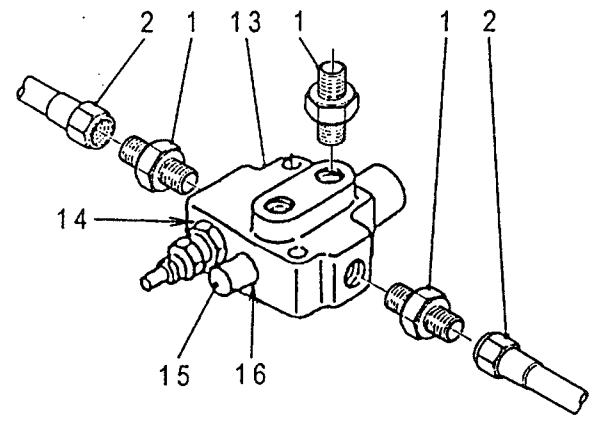
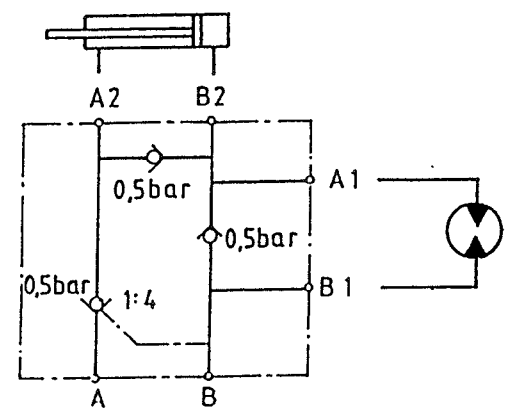
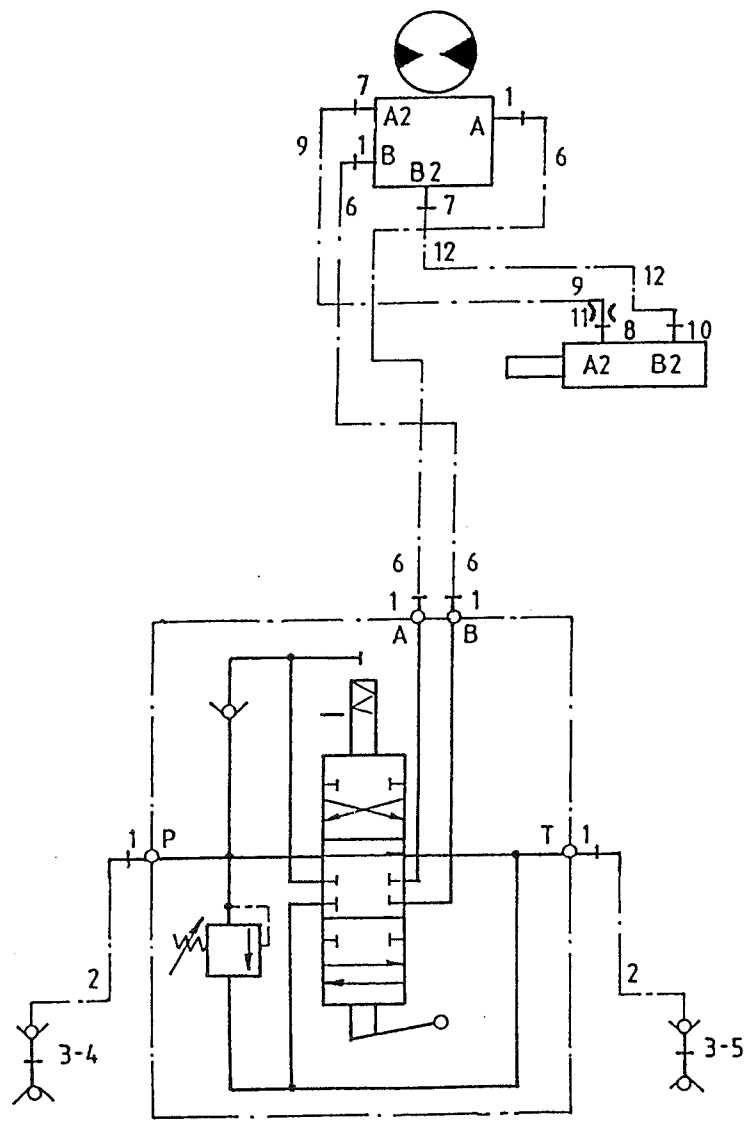
Afbeelding 26E : Opvoerketting, aandrijving |→ serie 03  
 Abbildung 26E : Schrägförderkette, Antriebsatz |→ Serie 03  
 Picture 26E : Extension chain, drive set |→ serie 03



Bestelnummer	Bestelnummer	Ordernummer	Num. a commander
1	13380	1	
2	13374	2	
3	13373	1	
4	42110	5	
5A	39223	2	P=75 L=2175 3'
5B	39216	2	P=75 L=2775 4'
5C	39250	2	P=75 L=3375 5'
5D	39255	2	P=75 L=4575 7'
6	39218	2	
7	32414	2	
8	70084	1	
9	23304	1	
10	51747	4	
11	42083	2	
12	53483	1	
13	78088	2	Ø21.89x2.62/70
14	51001	1	Sauer Danfoss OMP 250
15	84925	20	M10x23
16	86811	20	M10
17	84176	2	M8x60
18	85108	2	M8
19	86208	2	M8
20	89503	2	M6
21	81654	2	M16x50
22	85116	2	M16
23	85016	2	M16
24	84449	4	M8x60
25	85009	4	M8
26	85012	2	M12
27	81231	2	M12x30
28	84926	2	M10x19
X	05357	1	

**92177/5**

Afbeelding 26F : Hydrauliek schema opvoerketting |→ serie 02  
 Abbildung 26F : Hydraulikplan Schrägförderkette |→ Serie 02  
 Picture 26F : Hydraulics side conveyor chain |→ serie 02



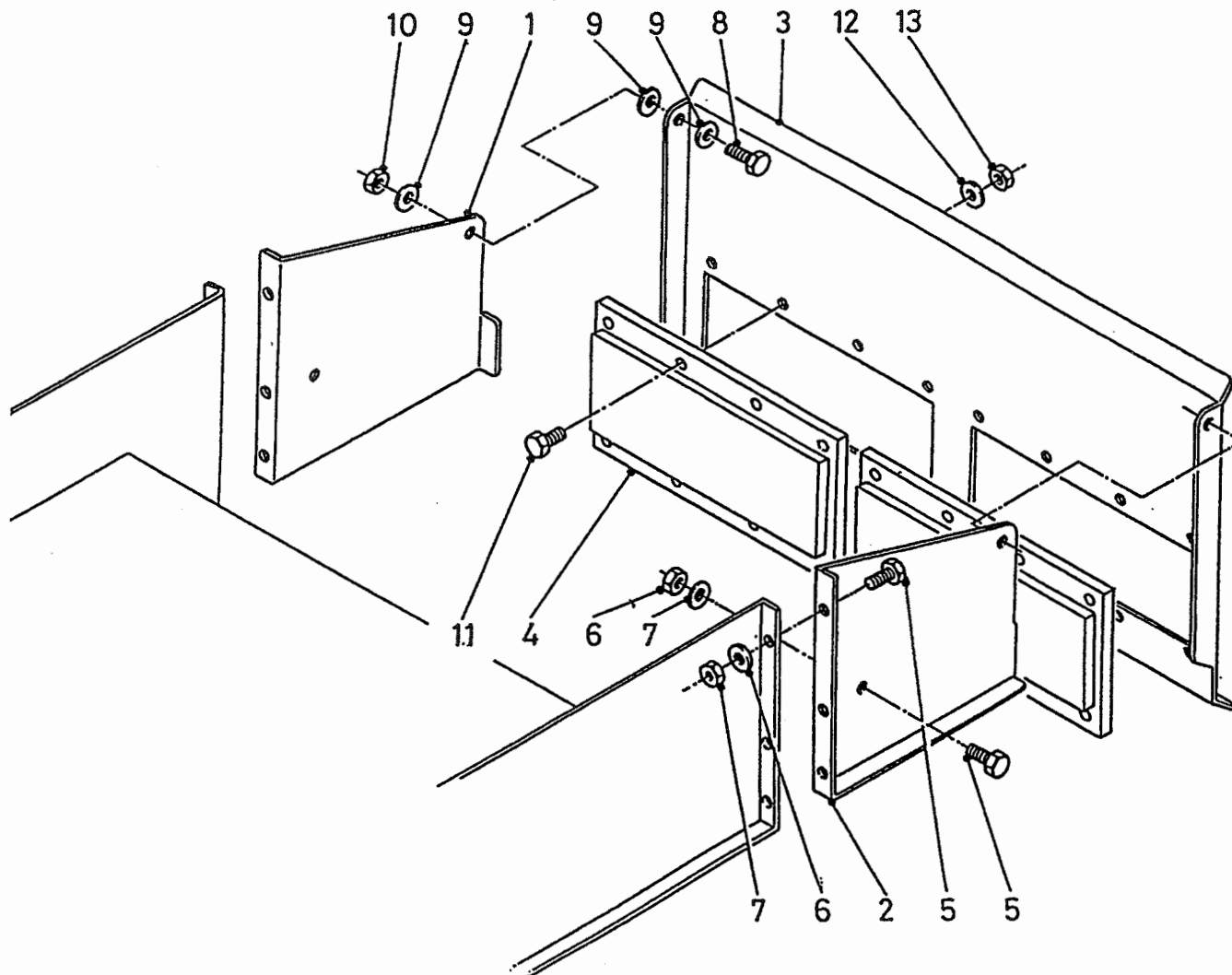
Bestelnummer	Bestelnummer	Bestelnummer
Ordernummer	Ordernummer	Ordernummer
Num. a commander	Num. a commander	Num. a commander
1	X50102	6
2	W50643	2 ½" 2500 RH
3	53301	2
4	53302	1 Rood
5	53326	1 Blauw
6	W50999	2 ½" 5400 RR
7	X50114	2
8	X50143	1
9	W50719	1 ¼" 900 RH
10	X50104	2
11	30726	1 Ø0,8
12	W50620	1 ¼" 600 RH
13	53002	1
14	78128	1 Ø17.86x2.62/70
15	53445	1
16	78126	2 Ø15.08x2.62/70

**51214**

1	13060	1
2	13059	1
3	32309	1
4	32308	1
X	05472	1

**92177/5**

Afbeelding 27A : Magneet met verlengingsklep voor de opvoerketting →| serie 02  
 Abbildung 27A : Magnet mit Verlängerungsklappe für Schrägförderkette →| Serie 02  
 Picture 27A : Magnet with deflector for chain extension →| serie 02

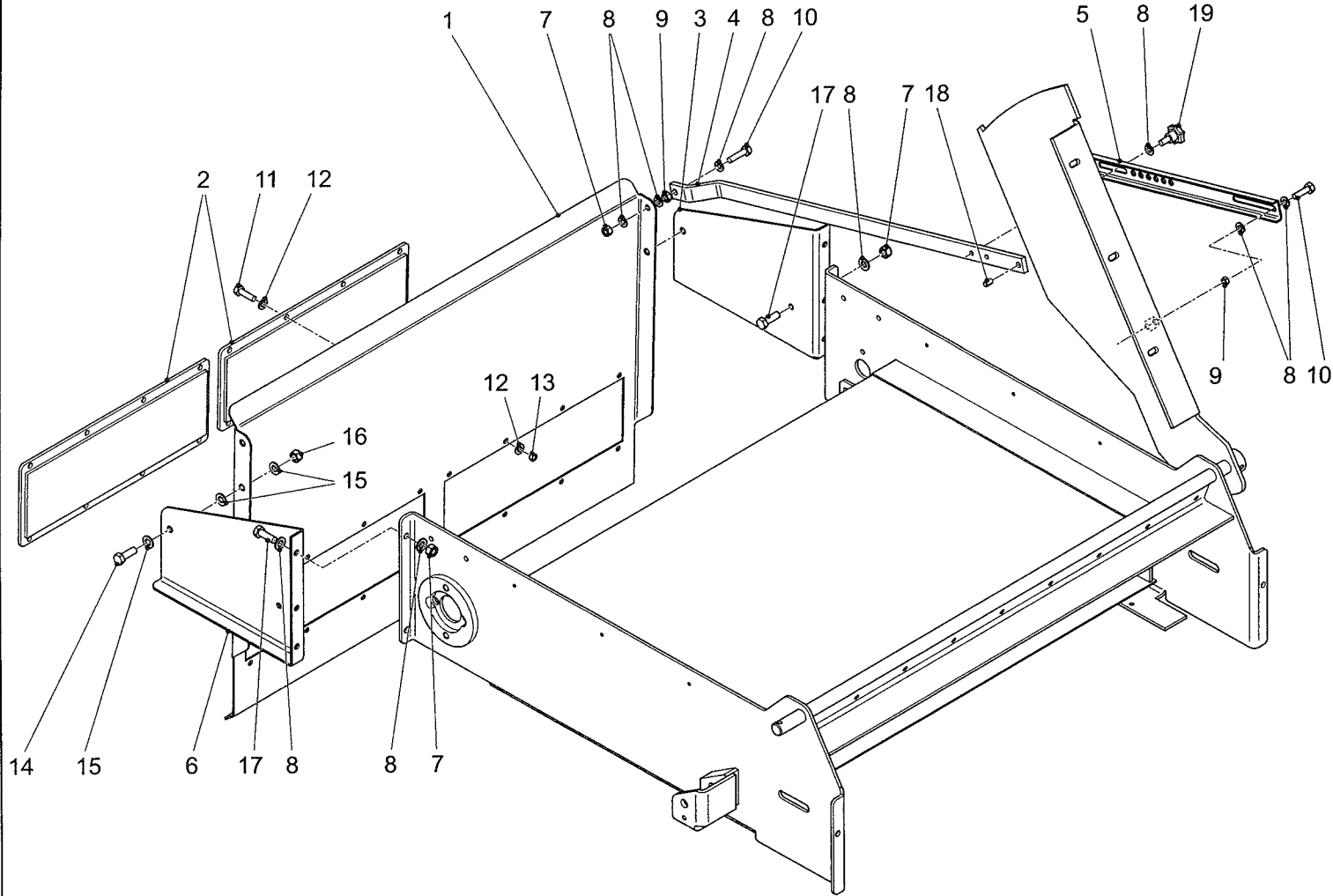


bestelnummer  
 ordernummer  
 Num. à commander  
 Bestellnummer

1	29537	1	
2	29535	1	
3	29975	1	
4	90971	2	
5	81026	6	M10 x 25
6	85110	6	M10
7	86210	6	M10
8	81231	2	M12 x 30
9	85112	6	M12
10	86212	2	M12
11	84820	16	M8 x 20
12	85108	16	M8
13	86208	16	M8

**92177/5**

Afbeelding 27B : Magneet met verlengingsklep opvoerketting |→ serie 03  
 Abbildung 27B : Magnet mit Verlängerungsklappe für Schrägförderkette |→ Serie 03  
 Picture 27B : Magnet with deflector for chain extension |→ serie 03

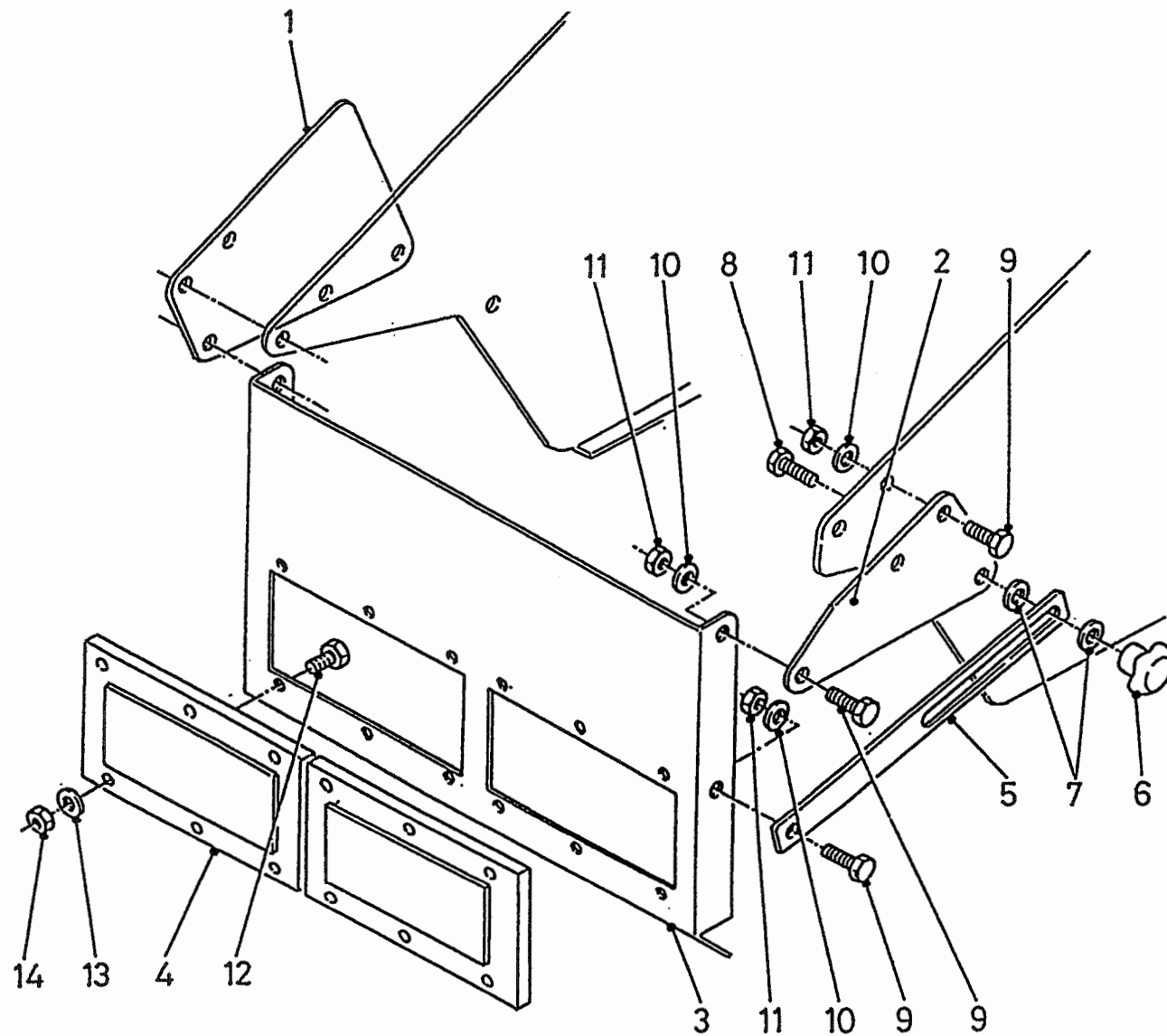


Bestelnummer  
 Bestellnummer  
 Ordernummer  
 Num. a commander

1	29975	1
2	90971	2
3	29536	1
4	29470	1
5	29384	1
6	29537	1
7	86210	7 M10
8	85110	16 M10
9	86110	2 M10
10	81036	2 M10x35
11	84805	16 M8x20
12	85108	32 M8
13	86208	16 M8
14	81236	2 M12x35
15	85112	6 M12
16	86212	2 M12
17	81026	6 M10x25
18	88116	1 Ø10x16
19	60215	1 M10

**92177/5**

Afbeelding 27C : Magneet opvoerband  
 Abbildung 27C : Magnet für Querbandverlängerung  
 Picture 27C : Magnet for belt extension



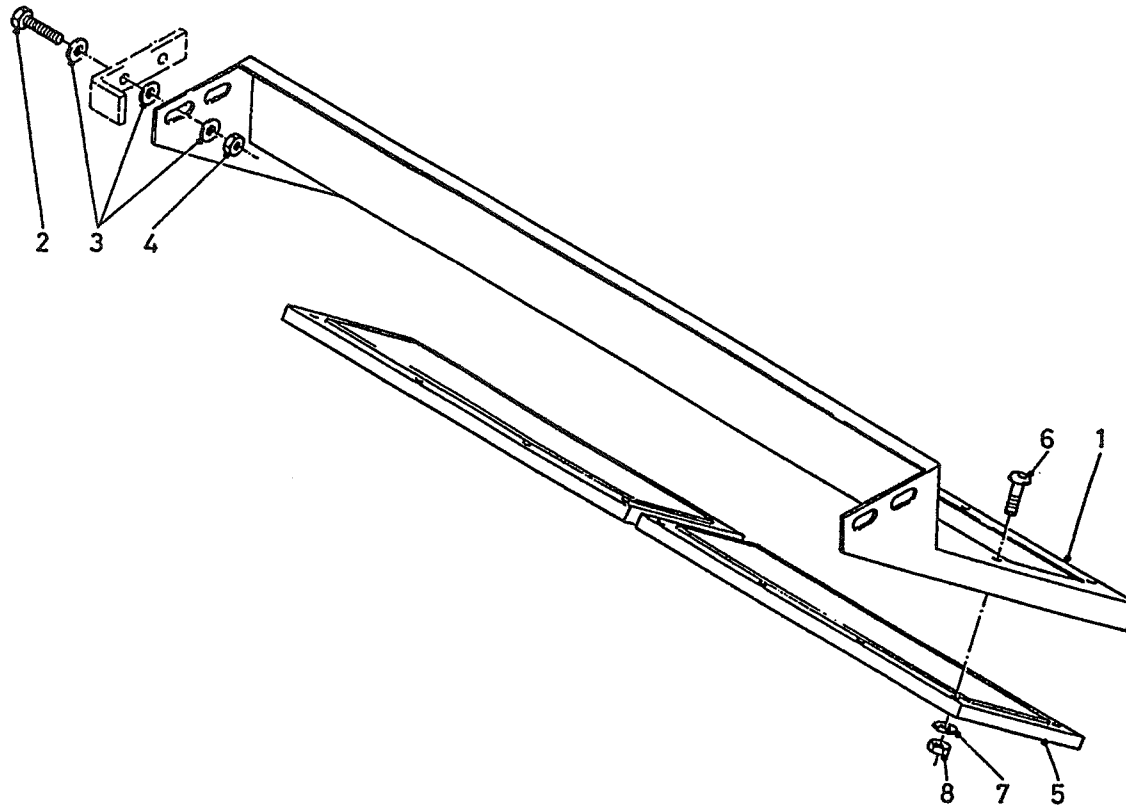
bestelnummer			
ordernummer			
Num. à commander			
Bestellnummer			
1	28948	1	
2	28947	1	
3	28949	1	
4	90972	2	
5	28950	1	
6	60024	1	
7	60022	1	
8	83030	1	M10 x 30
9	81231	7	M12 x 30
10	85112	16	M12
11	86212	7	M12
12	84805	12	M8 x 20
13	85108	12	M8
14	86208	12	M8

92177/5

Afbeelding 27D : Magneet ZK Machines

Abbildung 27D : Magnet ZK Machine

Picture 27D : Magnet ZK machine



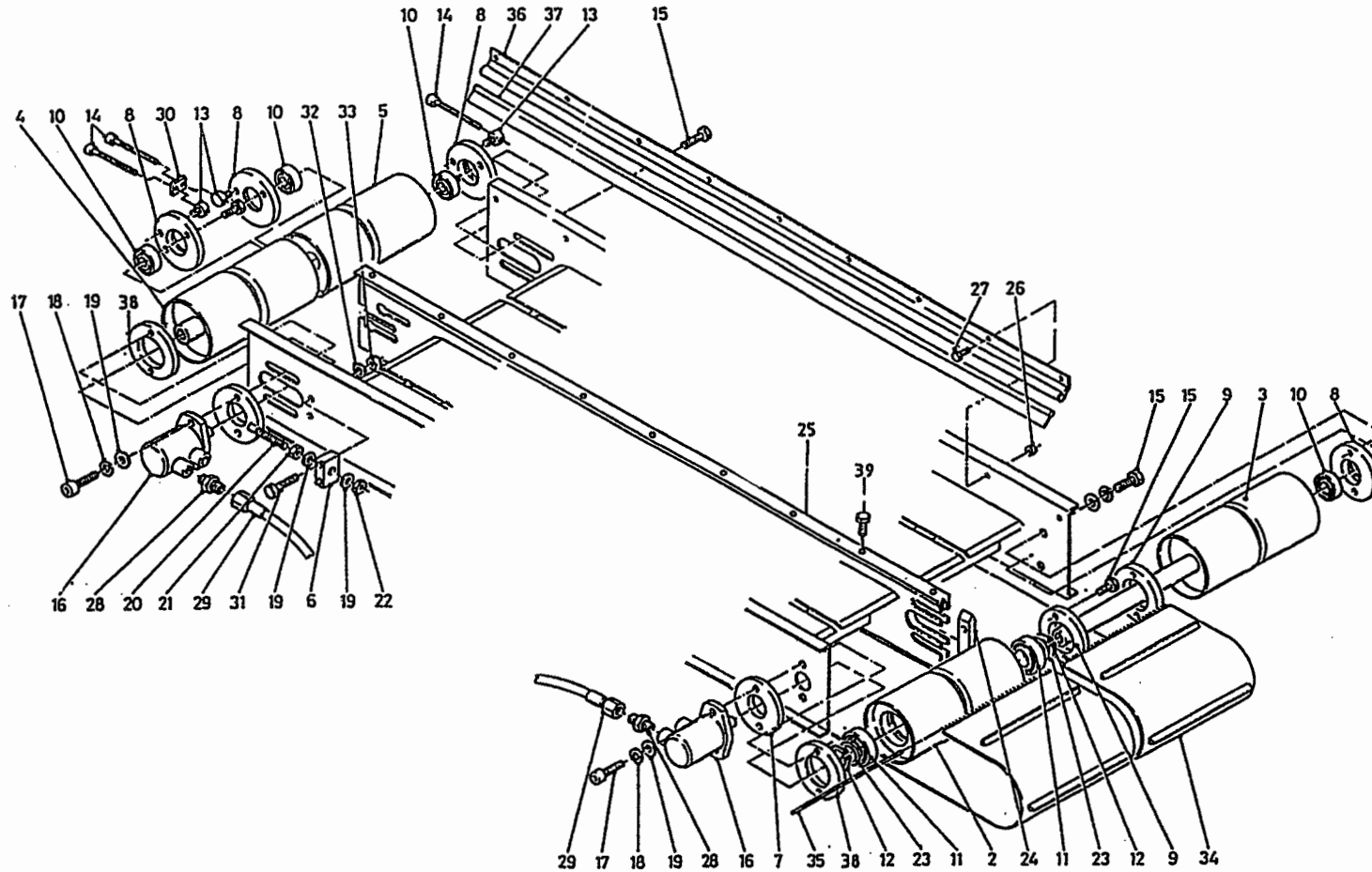
bestelnummer  
ordernummer  
Num. à commander  
Bestellnummer

1	12996	1	
2	81231	4	M12 x 30
3	85112	8	M12
4	86212	8	M12
5	90971	1	
6	84805	16	M8 x 20
7	85108	16	M8
8	86208	16	M8

9217715

Afbeelding 28 : Dwarsband tweezijdig lossend  
 Abbildung 28 : Querband Beidseitige Entleerung  
 Figure 28 : Dual side conveyor

bestelnummer  
 ordernummer  
 Num. à commander  
 Bestellnummer

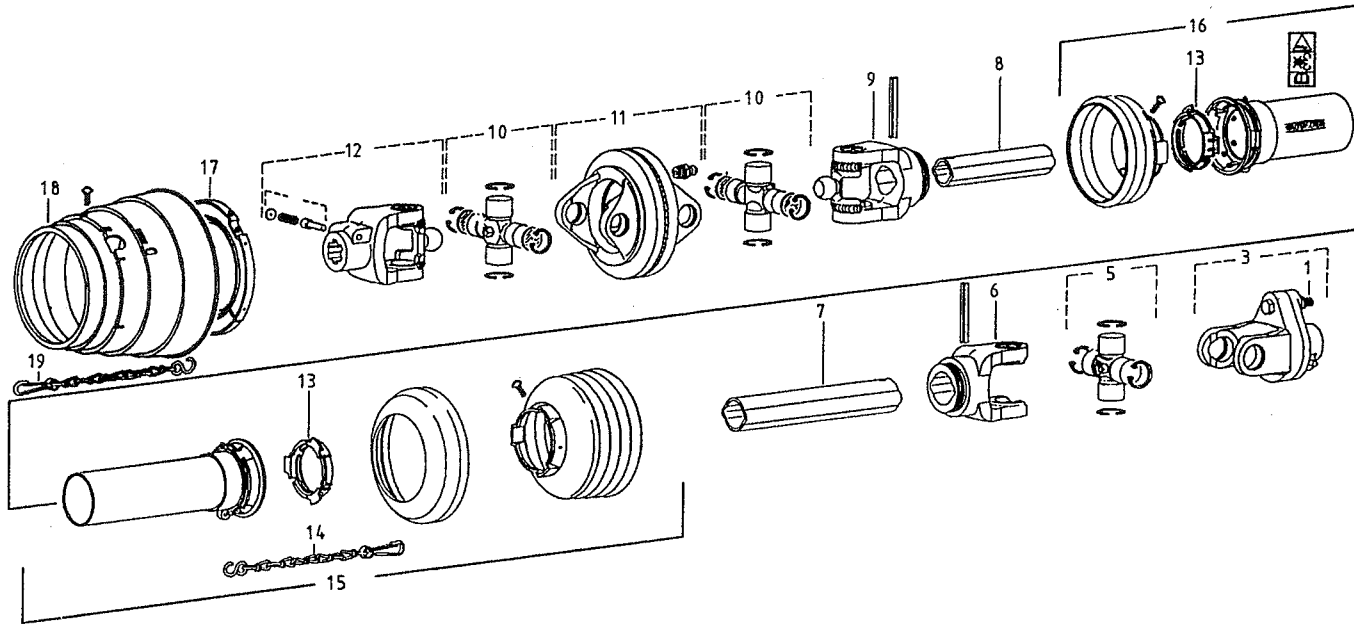


2	12510	1	
3	12508	1	
4	12507	1	
5	12509	1	
6	27266	1	
7	27265	1	
8	32020	4	
9	32021	2	
10	70046	4	6206
11	70146	2	6010
12	87050	2	A-50
13	32023	3	
14	80811	3	M8 x 100
15	83915	12	M10 x 120
16A	51083	2	Bucher 127
16B	51130	2	Danfoss 125
16C	51129	2	SAM B4 130
17	81260	4	M12 x 60
18	85012	4	M12
19	85112	6	M12
20	12543	1	
21	86112	1	M12
22	86212	1	M12
23	85355	2	
24	60349	2	
25	40630	1	
26	86206	9	M6
27	80616	9	M6 x 16
28	X50117	4	
29	W50668	4	½" 4000 RH
30	27196	1	
31	80850	2	M8 x 50
32	85108	2	M8
33	86208	2	M8
34	60338	2	
35	27502	2	
36	90745	4	L=1980
37	60333	4	
38	31709	2	
39	84813	9	M6 x 10



92177/5

Afbeelding 29 : Aftakas  
 Abbildung 29 : Gelenkwelle  
 Figure 29 : PTO Shaft

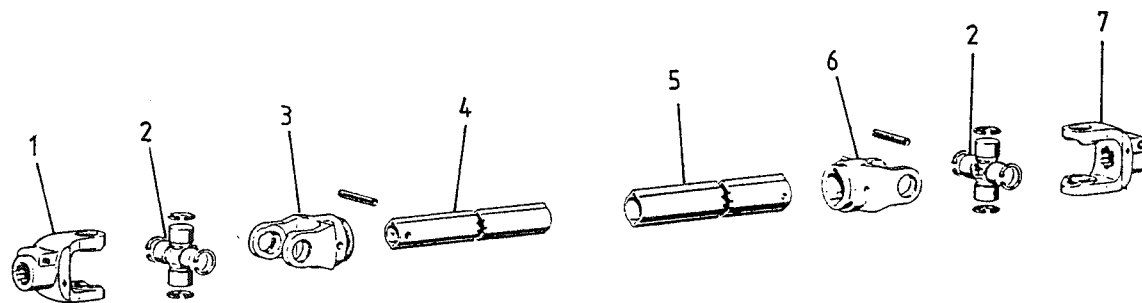


bestelnummer  
 ordernummer  
 Num. à commander  
 Bestellnummer

**90796/ 90797 WWE 2380**

1	80860	1	M8 x 60 8.8
3	94098	1	
5	90615	1	
6	94081	1	
7	90816	1	
8	90818	1	
9	90625	1	
10	94057	1	
11	94083	1	
12	94082	1	
13	90619	1	
14	90266	1	
15	94058	1	
16	94059	1	
17	94060	1	
18	94061	1	
19	94062	1	

**90627**



1	90563	1	1 3/8" - 6
2	90561	2	
3	90606	1	
4	90617	1	
5	90624	1	
6	90607	1	
7	90608	1	1 3/4" - 6



Hinmanweg 19  
7575 BE Oldenzaal - Holland  
Postbus 134  
7570 AC Oldenzaal - Holland

e-mail: [info@trioliet.nl](mailto:info@trioliet.nl)  
<http://www.trioliet.nl>

Tel.: 0541 - 57 21 21 / (+) 31 - 541 - 57 21 21  
Fax: 0541 - 57 21 25 / (+) 31 - 541 - 57 21 25

Voor onderdelen / Für Ersatzteile / For spare parts / pour pièces de rechange

Tel.: 0541 - 57 21 36 / (+) 31 - 541 - 57 21 36  
Fax: 0541 - 57 21 40 / (+) 31 - 541 - 57 21 40